City of Socorro Master Sidewalk Plan

PREPARED BY,
DANNENBAUM ENGINEERING, LLC

DANNENBAUM
ENGINEERING CORPORATION

Section 1 – Master Sidewalk Plan……..…..*Pages 1-4*

Appendix Section

Appendix A – Overall City Master Plan
Appendix B – Master Plan Sections (12)
Appendix C – Master Plan Cost Estimates
Appendix D – Sidewalk Details

The purpose of the City of Socorro Sidewalk Master Plan is to inventory existing pedestrian infrastructure, identify design deficiencies, evaluate future sidewalk requirements, the development and implementation plan for the facilities. This Master Sidewalk Plan addresses the desire of the City of Socorro to develop a plan to address issues that impede or discourage active transportation and to strategically identify barriers to walking and bicycling within the City of Socorro, an assessment of the existing sidewalks was performed by the Engineer.

Furthermore, the Master Sidewalk Plan will take measurable steps toward the goals of improving pedestrian safety, the reducing traffic congestion and fuel consumption and improving air quality.

Goals:

- To improve pedestrian safety, promote walking as a viable mode of transportation.
- Transition the City of Socorro's infrastructure to be compliant with the Americans with Disabilities Act (ADA).
- Help control air pollution and traffic congestion, while improving the health and quality of life, by including sidewalks and other pedestrian facilities, that are integral components of the City's transportation system.

The City of Socorro would like to develop a master plan to plan the placement of infrastructure to promote a safer, walkable city, which would accommodate all users. The City of Socorro comprehends that, the communities that undertake sidewalk programs pursue sustained efforts to improve the health and well-being of its citizens by enabling and encouraging the public to lead more active and healthy lifestyles.

It is commonly accepted that obese children stand a higher risk of Type II diabetes, aggravating existing asthma, sleep apnea, and decreased physical functioning. Part of the solution to reverse these trends includes the amount of time children spend exercising. In order to help develop lifelong habits of behaviors ingrained during childhood often translate into lifelong habits. Convincing or allowing pedestrians to walk or bicycle to destinations such as school is one method to increase physical activity among children and help reverse the detrimental childhood health trends of the last thirty years.

Safety is a primary concern for schoolchildren or if they are pedestrians or motorists. In many locations, bicyclists, motorists, and pedestrians must share narrow, high traffic roadways. Crossing busy intersections is often cited as the main reason why children are not allowed to walk or bicycle more often. It has been proven that educational programs, enforcement, and active pursuit of more sidewalks and other infrastructure safety improvements are necessary to promote non-motorized use.

Moreover, the effects of increased automobile traffic go beyond safety concerns. The Environmental Protection Agency (EPA) reports that transportation is the fastest growing source of greenhouse gas (GHG) emissions in the United States. Greenhouse gases are components of the atmosphere that contribute to the greenhouse effect that warms the planet. By reducing traffic congestion, vehicle exhaust emissions, noise, and energy consumption, sidewalk programs will reduce vehicle miles traveled and benefit the environment.

Existing Conditions Analysis

The citywide needs were then identified for the most practical and beneficial infrastructure projects. The following were taken into consideration when identifying the current needs:

1) Areas where sidewalks do not exist
2) Areas where now sidewalks exist
3) Areas where sidewalks exist (mostly in new developments)
4) Areas where sidewalks were installed with the SRTS Program
5) Areas where sidewalks are proposed in the SRTS Program

These were considered as the plan was developed in order to have a more comprehensive sidewalk citywide plan. To determine the sidewalks needed citywide, the City of Socorro was divided into 12 Sections (See Master Sidewalk Plan Section Layout Appendix A).

The sidewalks needed were then inventoried by street. Sidewalk quantities were calculated for sidewalk on each side of the street. This plan also considered requirements of the American Disabilities Act (ADA) and includes costs for ADA compliant ramps at all intersections. Standard Details are included in Appendix D.

The plan also includes details for sidewalk driveway crossings that are ADA compliant. The plan did not include a cost for the entire driveway; only the section of sidewalk crossing existing driveways. The residents may complete the section of drive from the property line to the sidewalk and the section from the sidewalk to the street (see Details in Appendix D).

The estimate for each street was calculated including Prep ROW, Concrete Sidewalks, ADA Ramps and Driveway (width of sidewalk only). The total cost for each of the streets in each sections were summed and costs for Surveying, mobilization, SWPPP and a contingency of 15% was added to each section for a total cost per section.

Initially the plan only included 5ft sidewalks, but the City requested an estimate for 7ft sidewalks as well to match the configuration of the sidewalks in the new Safe Route to School application for funding. In the following page is the summary of the estimate for the 5ft Sidewalks, and the 7 Ft Sidewalks. The detailed cost estimates in each section are included in Appendix C.

CITY OF SOCORRO
MASTER SIDEWALK PLAN
SUMMARY for 5FT Sidewalks
7/17/2019

Section 1	$ 4,330,679.18
Section 2	$ 3,463,771.31
Section 3	$ 1,940,180.20
Section 4	$ 4,085,590.47
Section 5	$ 1,150,515.20
Section 6	$ 2,571,636.05
Section 7	$ 2,328,628.05
Section 8	$ 1,742,796.52
Section 9	$ 1,765,353.81
Section 10	$ 1,428,702.15
Section 11	$ 2,697,231.93
Section 12	$ 3,242,125.08

CONSTRUCTION TOTAL:	**$ 30,747,209.96**

Probable Project Costs for Projects

1. Unless specifically identified, the costs are to be considered illustrative. Site-specific conditions significantly affect actual costs.

2. The 12 sections all have the capability of being phased so as to make their financing more feasible.

3. The Probable Construction costs include:
    a. Estimated construction costs only, based on 2019 dollars.
    b. Unit costs based on TxDOT, July 2019 average units costs for El Paso District.

APPENDIX A

Overall City Master Plan

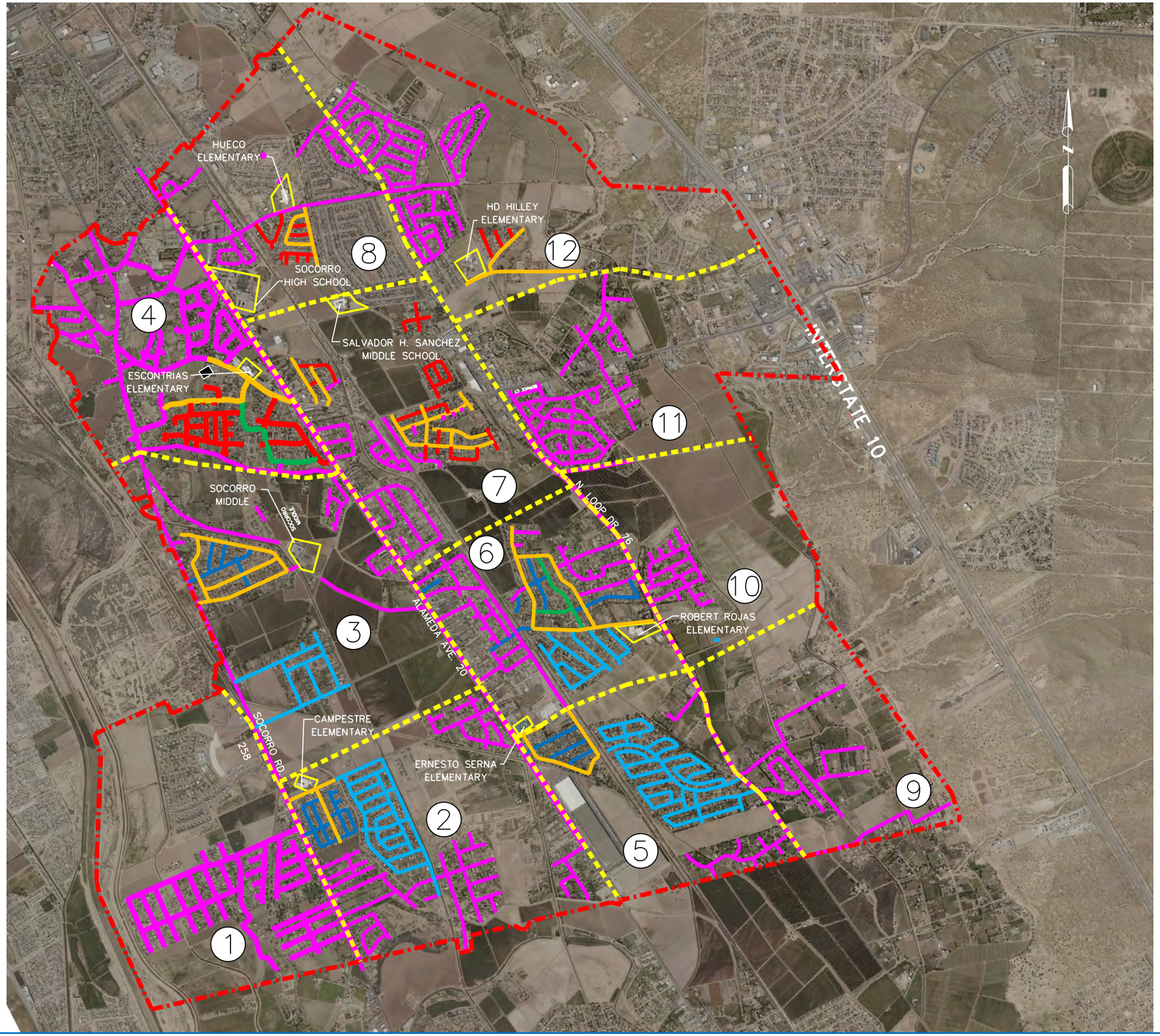

LEGEND

- SRTS PHASE I (COMPLETED)
- SRTS PHASE II (COMPLETED)
- SRTS PHASE III-A
- SRTS PHASE III-B
- SRTS PHASE IV
- SIDEWALK MASTER PLAN
- SOCORRO CITY LIMITS
- SIDEWALK MASTER PLAN

DANNENBAUM
ENGINEERING CORPORATION - EL PASO, LLC
T.B.P.E. FIRM REGISTRATION #14531
10737 GATEWAY BLVD. WEST, STE 112 EL PASO, TX 79935 (915)629-0401

CITY OF SOCORRO
MASTER SIDE WALK PLAN

CITY OF SOCORRO
TRANSISTIONAL
PLAN LAYOUT

PROJECT NO.	
18-02	XX
STATE	CITY
TEXAS	SOCORRO
ROADWAY	

$TIME$
$DATE$
$USER$
$FILE$

APPENDIX B

Master Plan Sections (12)

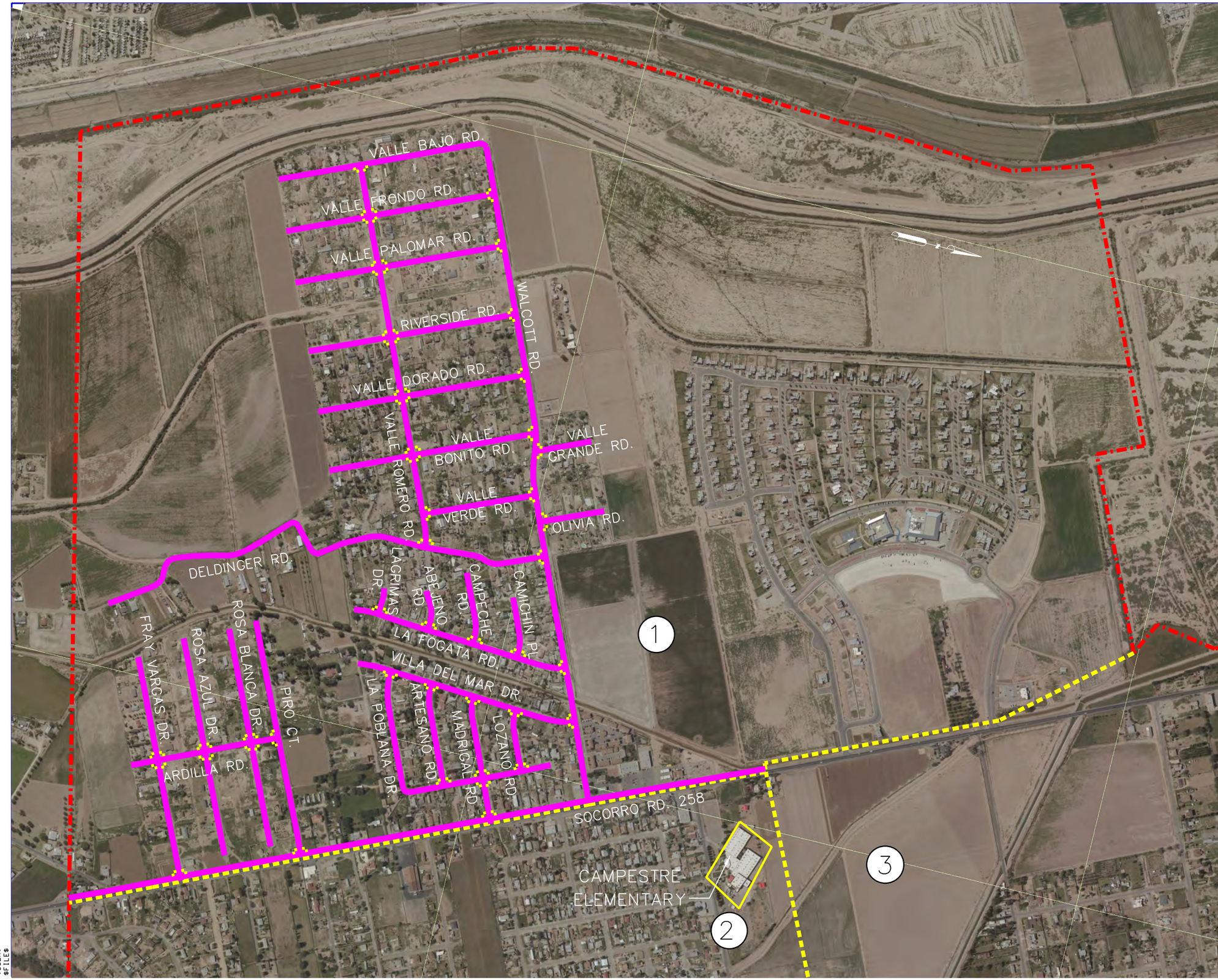

LEGEND

- SRTS PHASE I (COMPLETED)
- SRTS PHASE II (COMPLETED)
- SRTS PHASE III-A
- SRTS PHASE III-B
- SRTS PHASE IV
- SIDEWALK MASTER PLAN
- SOCORRO CITY LIMITS
- SIDEWALK MASTER PLAN
- PROPOSED ADA RAMP

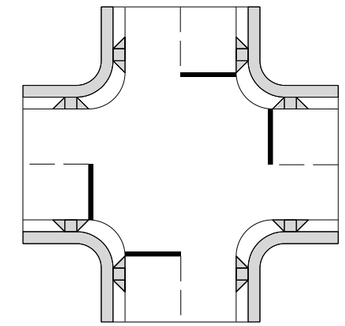

TYPICAL SIDE WALK AND ADA RAMPS AT INTERSECTION

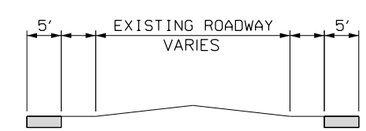

SIDEWALK TYPICAL SECTION

DANNENBAUM
ENGINEERING CORPORATION - EL PASO, LLC
T.B.P.E. FIRM REGISTRATION #14531
10737 GATEWAY BLVD. WEST, STE 112 EL PASO, TX 79935 (915)629-0401

MASTER PLAN SIDE WALK
SECION 1

SCALE: 1"=750'

$TIME$
$DATE$
$USER$
$FILE$

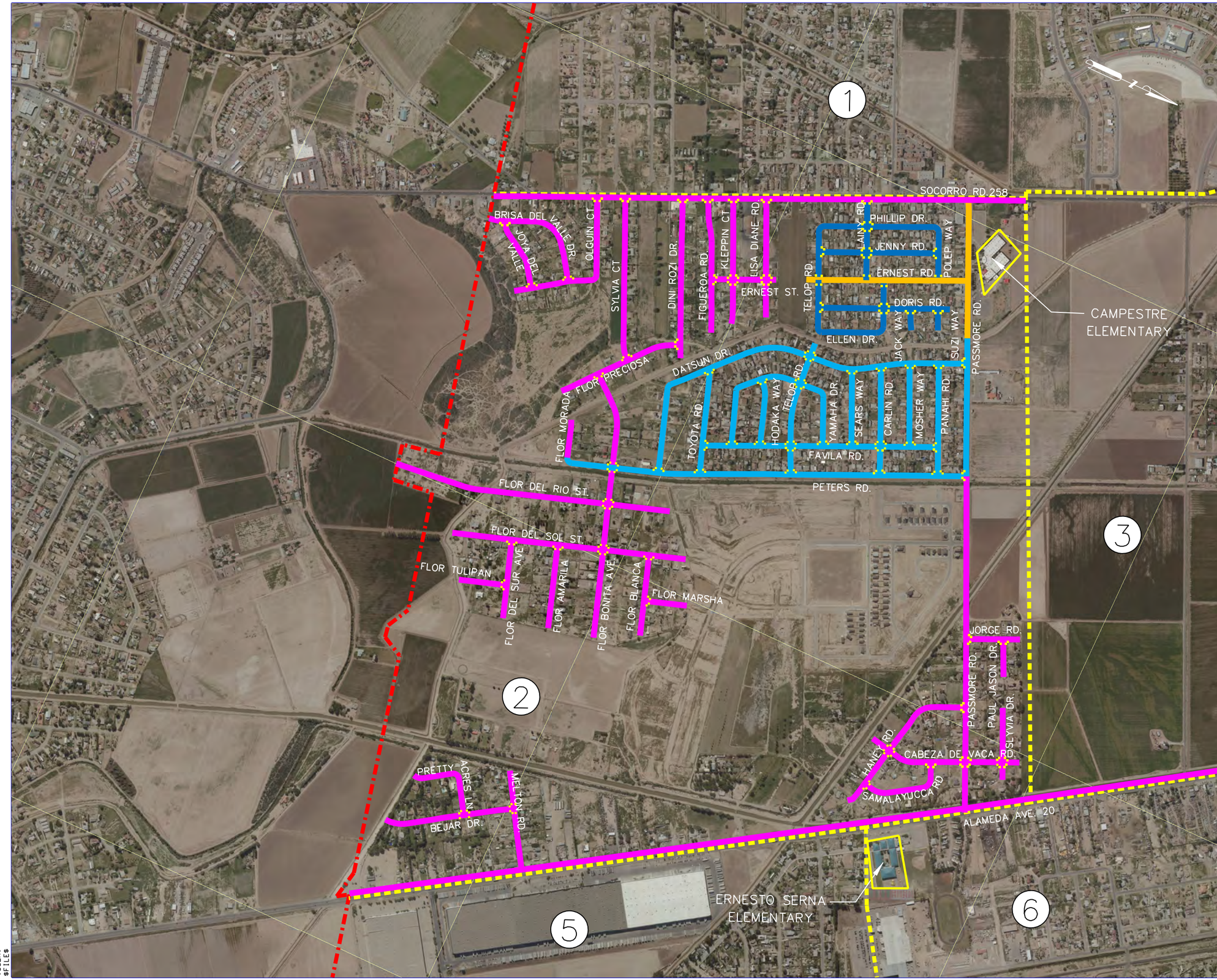

LEGEND

- SRTS PHASE I (COMPLETED)
- SRTS PHASE II (COMPLETED)
- SRTS PHASE III-A
- SRTS PHASE III-B
- SRTS PHASE IV
- SIDEWALK MASTER PLAN
- SOCORRO CITY LIMITS
- SIDEWALK MASTER PLAN
- PROPOSED ADA RAMP

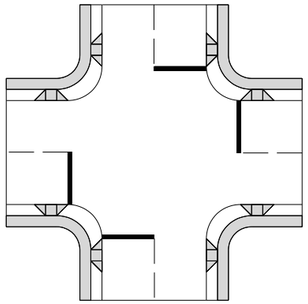

TYPICAL SIDE WALK AND ADA RAMPS AT INTERSECTION

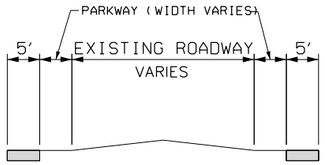

SIDEWALK TYPICAL SECTION

DANNENBAUM

ENGINEERING CORPORATION - EL PASO, LLC
T.B.P.E. FIRM REGISTRATION #14531
10737 GATEWAY BLVD. WEST, STE 112 EL PASO, TX 79935 (915)629-0401

MASTER PLAN SIDE WALK
SECTION 2

SCALE: 1"=1000'

$TIME$
$DATE$
$USER$
$FILE$

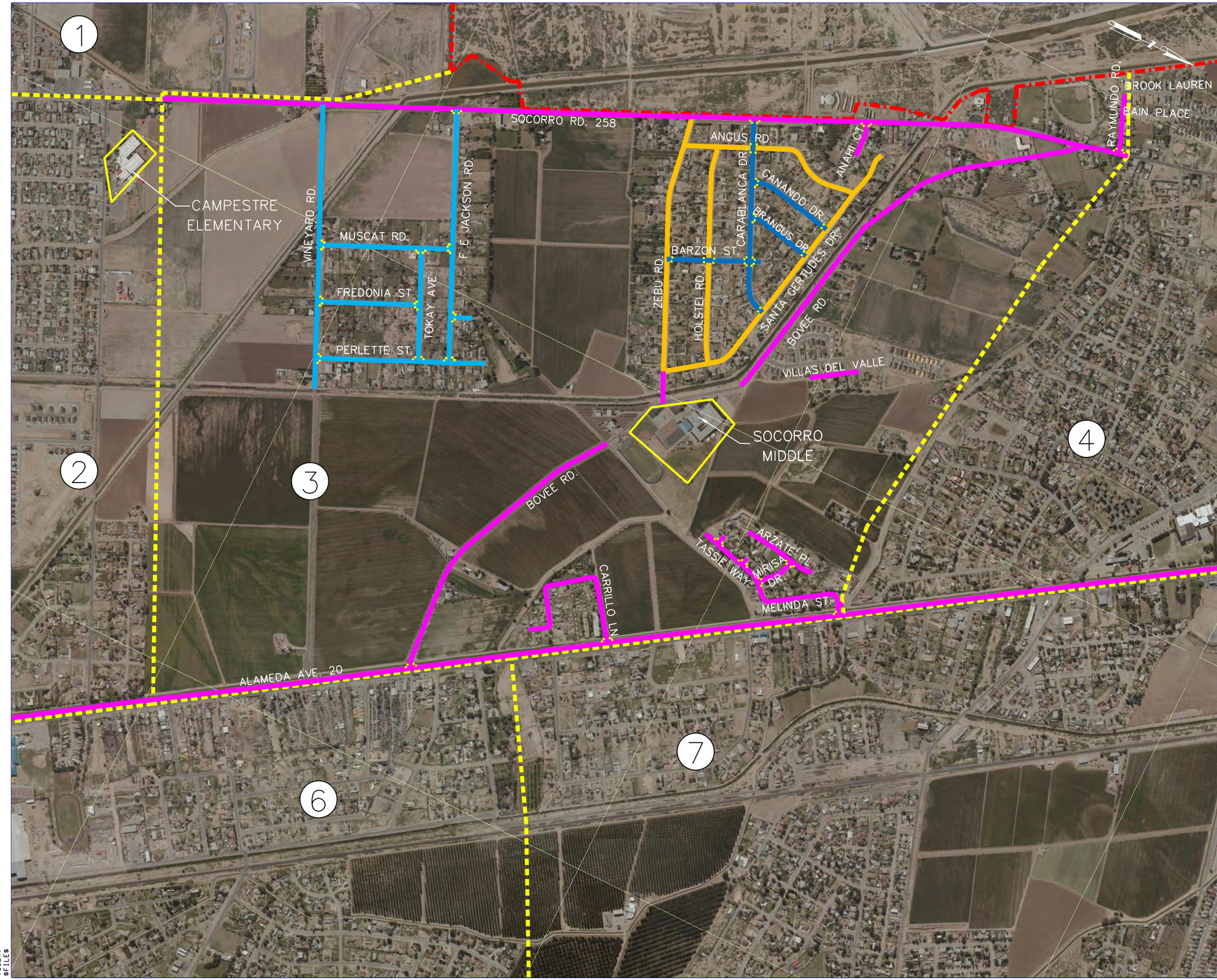

LEGEND

- SRTS PHASE I (COMPLETED)
- SRTS PHASE II (COMPLETED)
- SRTS PHASE III-A
- SRTS PHASE III-B
- SRTS PHASE IV
- SIDEWALK MASTER PLAN
- SOCORRO CITY LIMITS
- SIDEWALK MASTER PLAN
- **PROPOSED ADA RAMP**

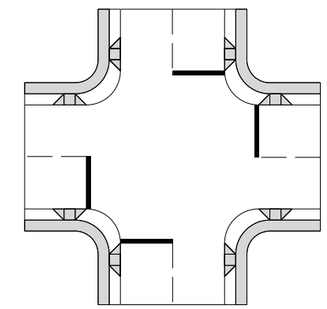

TYPICAL SIDE WALK AND ADA RAMPS AT INTERSECTION

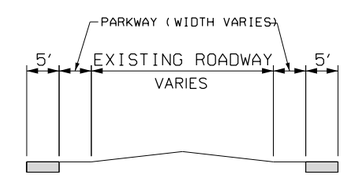

SIDEWALK TYPICAL SECTION

DANNENBAUM
ENGINEERING CORPORATION - EL PASO, LLC
T.B.P.E. FIRM REGISTRATION #14531
10737 GATEWAY BLVD. WEST, STE 112 EL PASO, TX 79935 (915)629-0401

MASTER PLAN SIDE WALK
SECTION 3

SCALE: 1"=1000'

$TIME$
$DATE$
$USER$
$FILE$

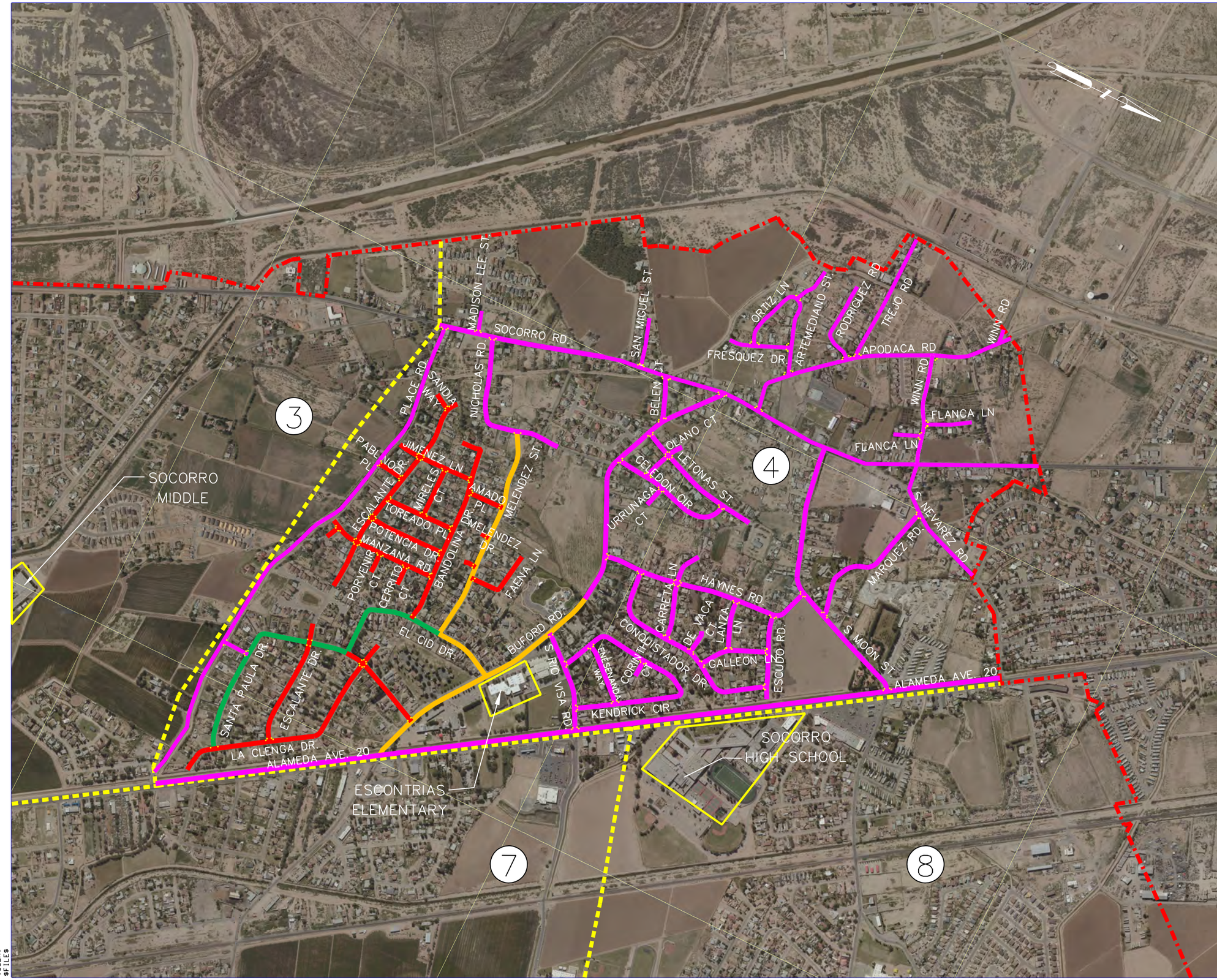

LEGEND

- SRTS PHASE I (COMPLETED)
- SRTS PHASE II (COMPLETED)
- SRTS PHASE III-A
- SRTS PHASE III-B
- SRTS PHASE IV
- SIDEWALK MASTER PLAN
- SOCORRO CITY LIMITS
- SIDEWALK MASTER PLAN
- PROPOSED ADA RAMP

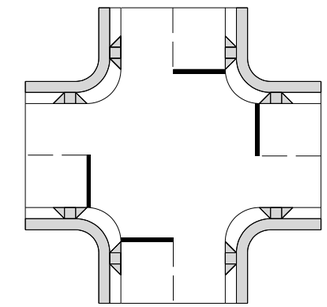

TYPICAL SIDE WALK AND ADA RAMPS AT INTERSECTION

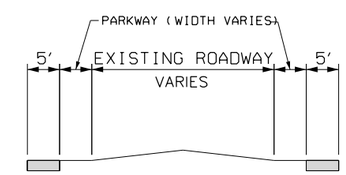

SIDEWALK TYPICAL SECTION

DANNENBAUM
ENGINEERING CORPORATION - EL PASO, LLC
T.B.P.E. FIRM REGISTRATION #14531
10737 GATEWAY BLVD. WEST, STE 112 EL PASO, TX 79935 (915)629-0401

MASTER PLAN SIDE WALK
SECTION 4

SCALE: 1" = 1000'

$TIME$
$DATE$
$USER$
$FILE$

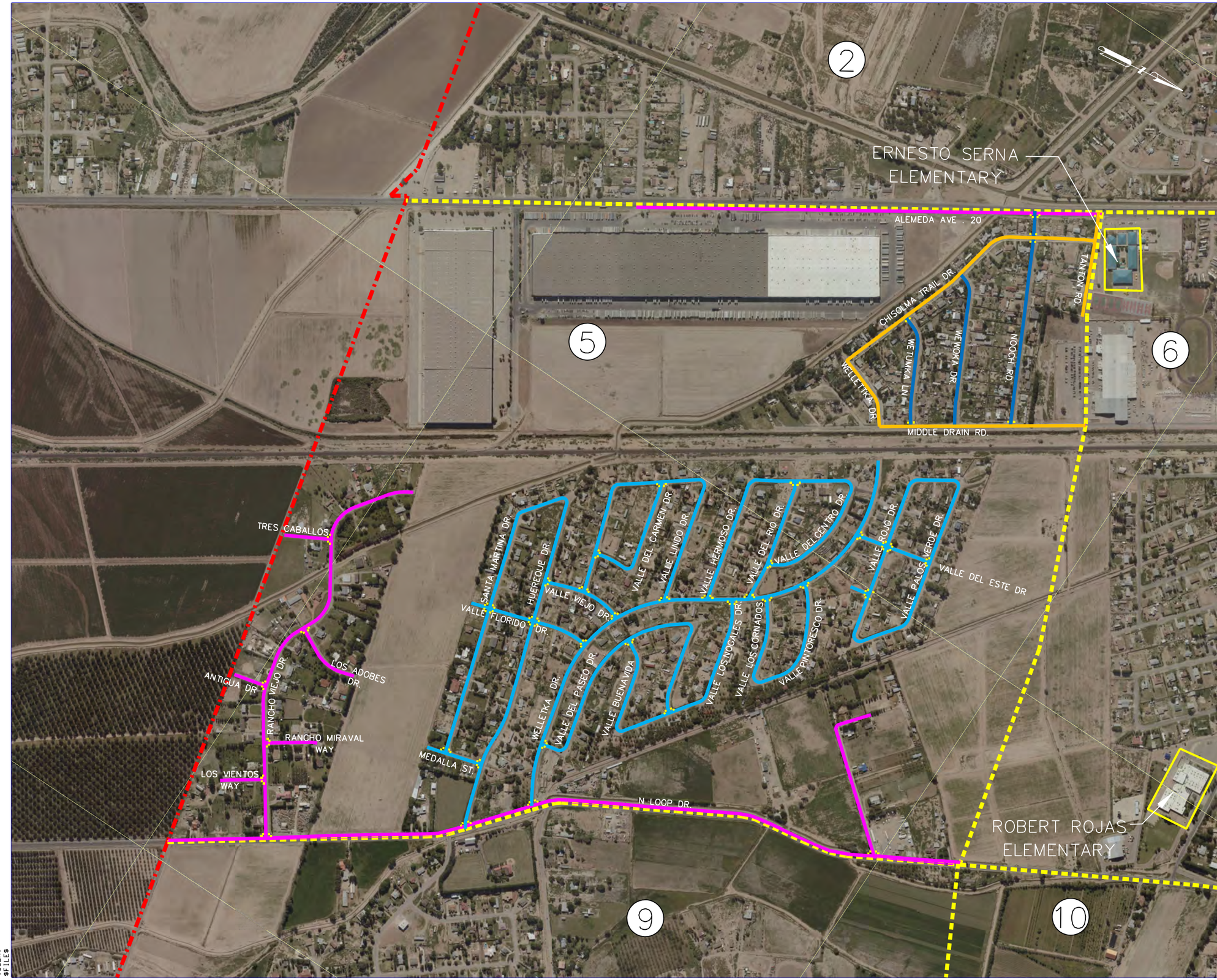

LEGEND

- SRTS PHASE I (COMPLETED)
- SRTS PHASE II (COMPLETED)
- SRTS PHASE III-A
- SRTS PHASE III-B
- SRTS PHASE IV
- SIDEWALK MASTER PLAN
- SOCORRO CITY LIMITS
- SIDEWALK MASTER PLAN
- PROPOSED ADA RAMP

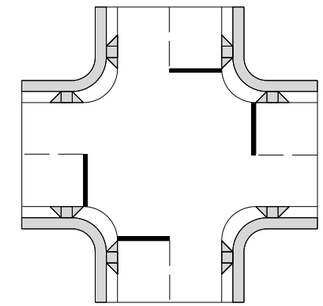

TYPICAL SIDE WALK AND ADA RAMPS AT INTERSECTION

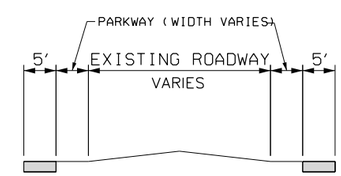

SIDEWALK TYPICAL SECTION

DANNENBAUM
ENGINEERING CORPORATION - EL PASO, LLC
T.B.P.E. FIRM REGISTRATION #14531
10737 GATEWAY BLVD. WEST, STE 112 EL PASO, TX 79935 (915)629-0401

MASTER PLAN SIDE WALK
SECTION 5

SCALE: 1" = 750'

$TIME$
$DATE$
$USER$
$FILE$

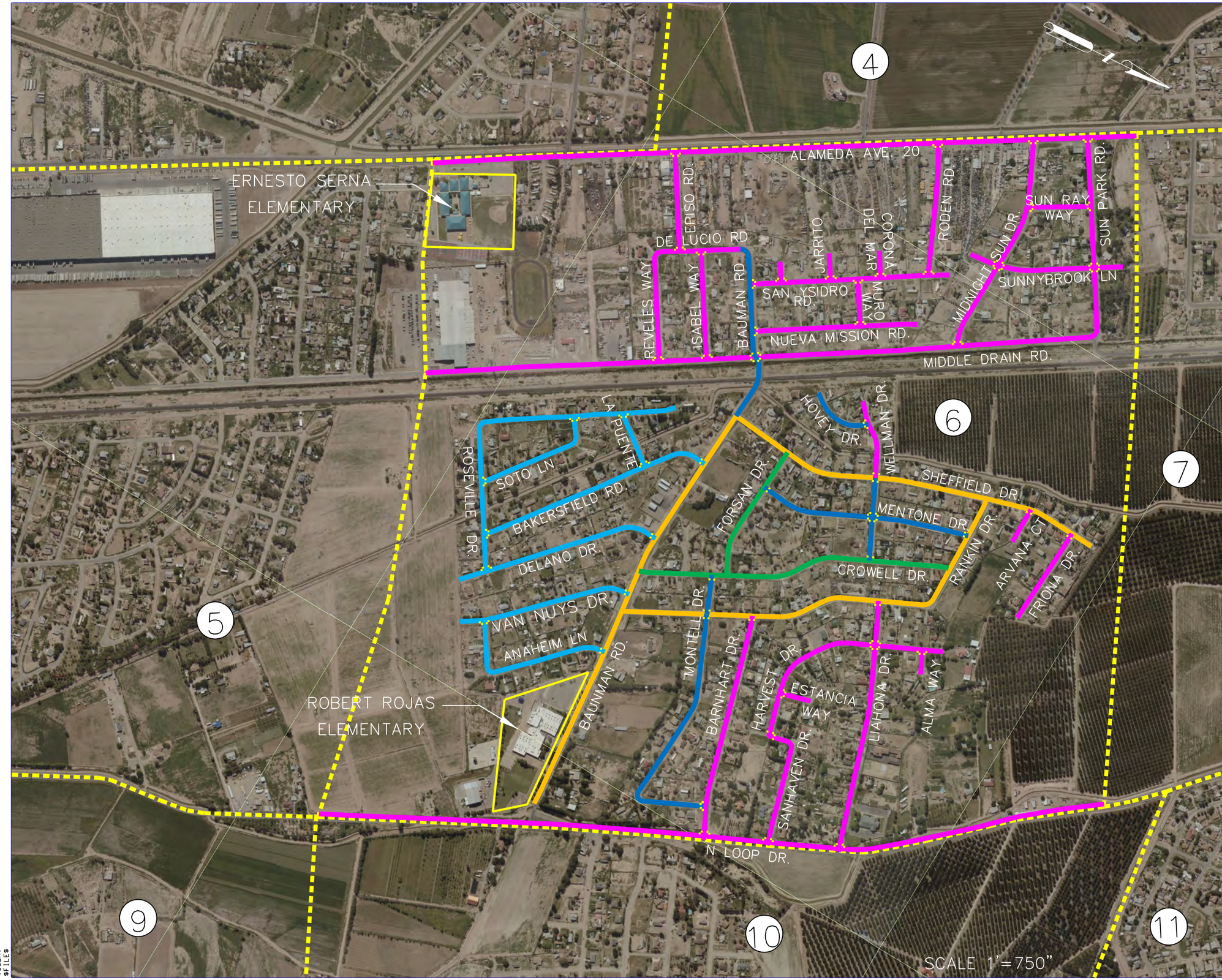

LEGEND

- SRTS PHASE I (COMPLETED)
- SRTS PHASE II (COMPLETED)
- SRTS PHASE III-A
- SRTS PHASE III-B
- SRTS PHASE IV
- SIDEWALK MASTER PLAN
- SOCORRO CITY LIMITS
- SIDEWALK MASTER PLAN
- **PROPOSED ADA RAMP**

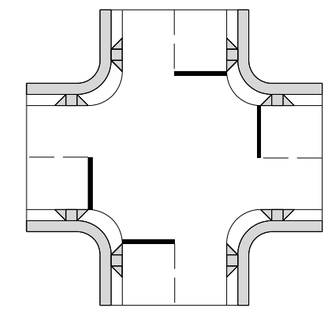

TYPICAL SIDE WALK AND ADA RAMPS AT INTERSECTION

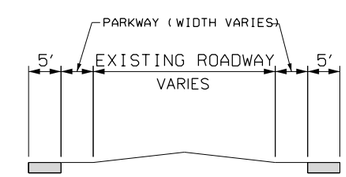

SIDEWALK TYPICAL SECTION

DANNENBAUM
ENGINEERING CORPORATION - EL PASO, LLC
T.B.P.E. FIRM REGISTRATION #14531
10737 GATEWAY BLVD. WEST. STE 112 EL PASO. TX 79935 (915)629-0401

MASTER PLAN SIDE WALK
SECTION 6

SCALE: 1" = 750'

$TIME$
$DATE$
$USER$
$FILE$

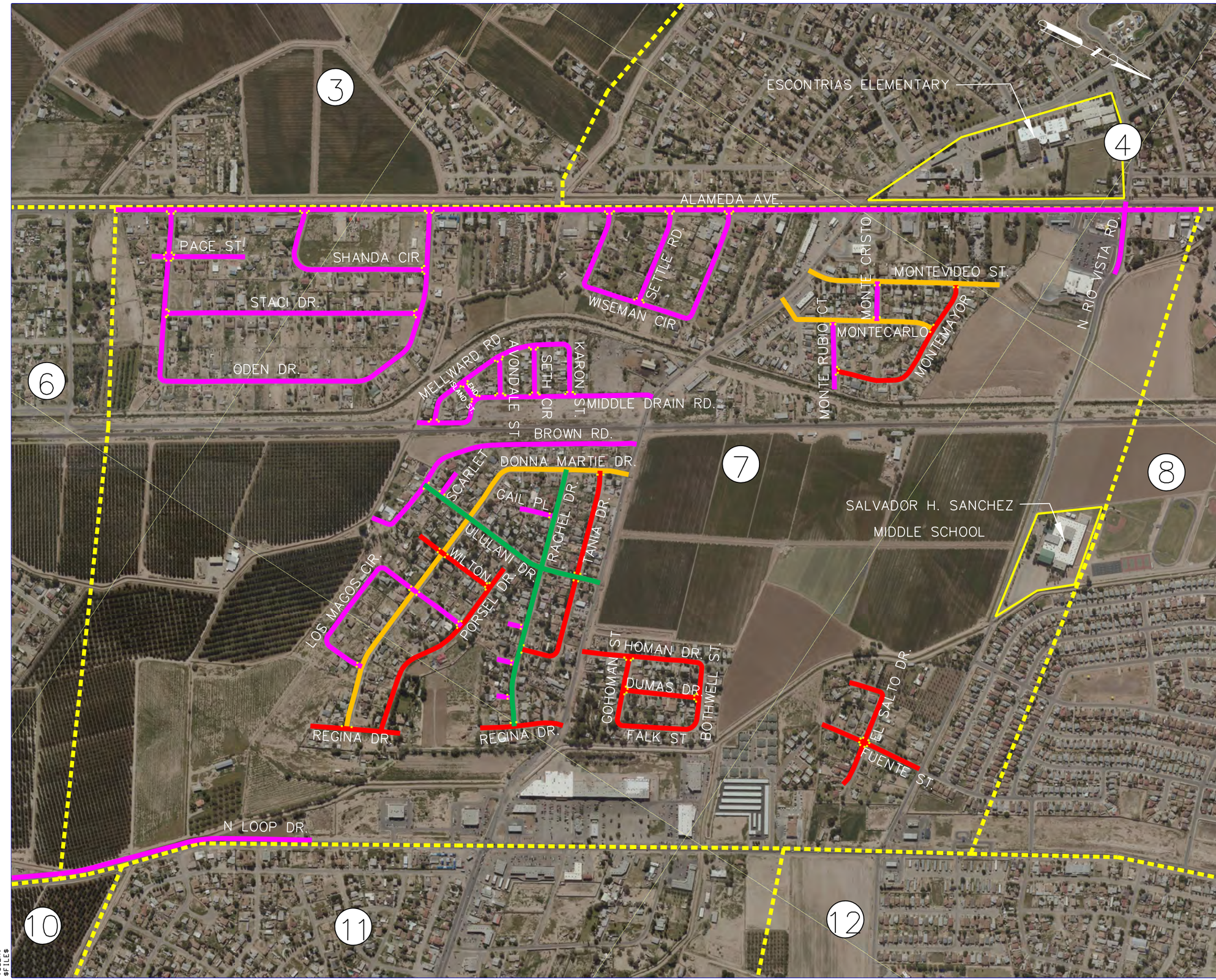

LEGEND

- SRTS PHASE I (COMPLETED)
- SRTS PHASE II (COMPLETED)
- SRTS PHASE III-A
- SRTS PHASE III-B
- SRTS PHASE IV
- SIDEWALK MASTER PLAN
- SOCORRO CITY LIMITS
- SIDEWALK MASTER PLAN PROPOSED ADA RAMP

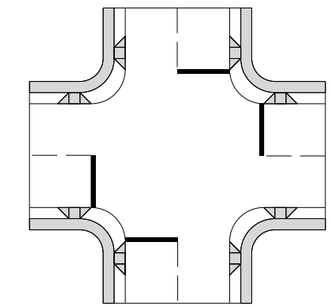

TYPICAL SIDE WALK AND ADA RAMPS AT INTERSECTION

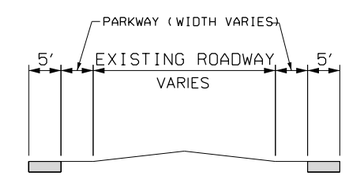

SIDEWALK TYPICAL SECTION

DANNENBAUM
ENGINEERING CORPORATION - EL PASO, LLC
T.B.P.E. FIRM REGISTRATION #14531
10737 GATEWAY BLVD. WEST, STE 112 EL PASO, TX 79935 (915)629-0401

MASTER PLAN SIDE WALK
SECTION 7

SCALE: 1"=750'

$TIME$
$DATE$
$USER$
$FILE$

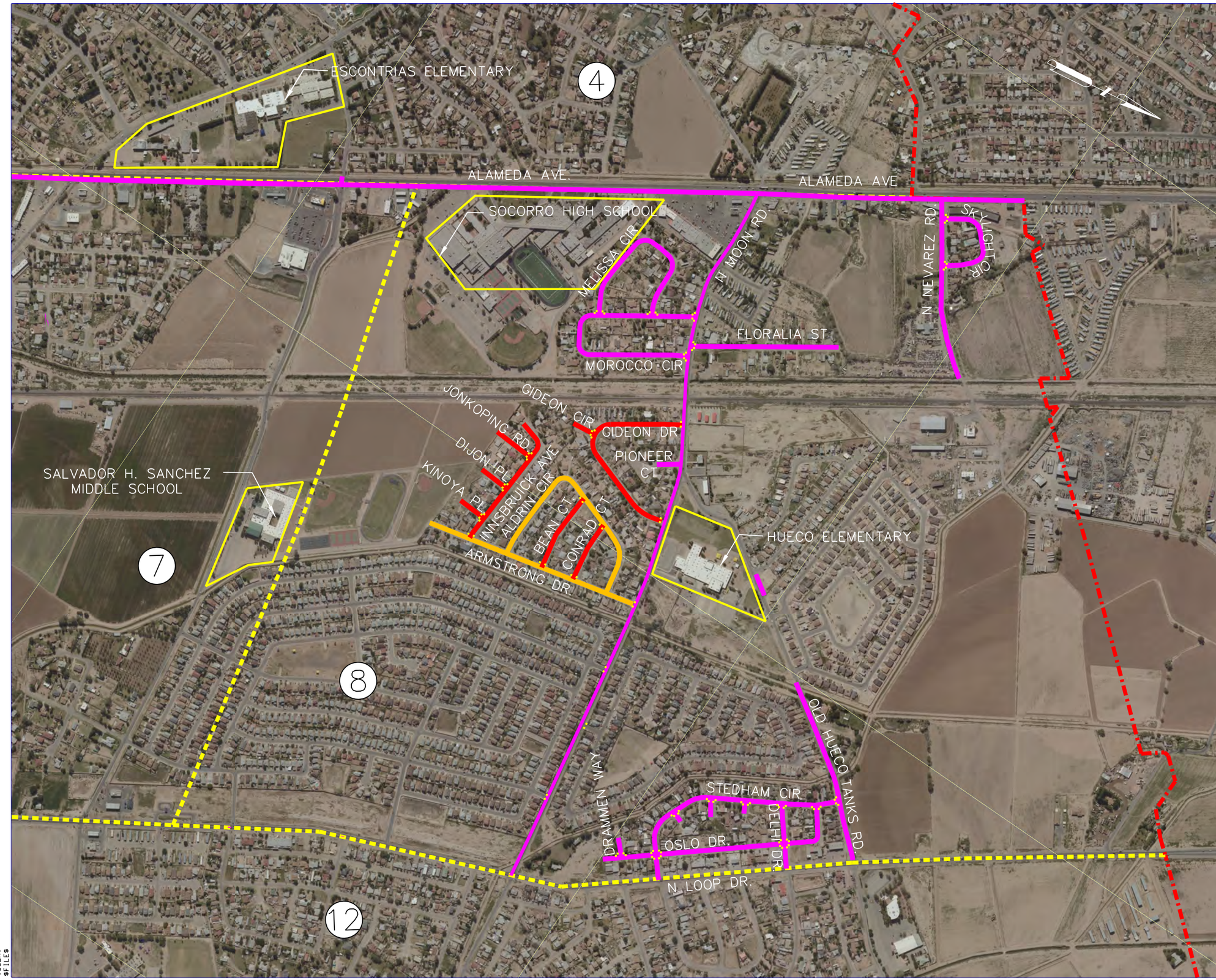

LEGEND

- SRTS PHASE I (COMPLETED)
- SRTS PHASE II (COMPLETED)
- SRTS PHASE III-A
- SRTS PHASE III-B
- SRTS PHASE IV
- SIDEWALK MASTER PLAN
- SOCORRO CITY LIMITS
- SIDEWALK MASTER PLAN
- PROPOSED ADA RAMP

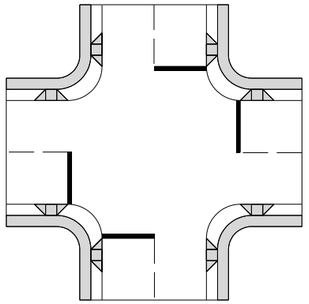

TYPICAL SIDE WALK AND ADA RAMPS AT INTERSECTION

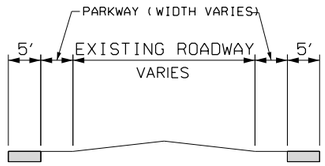

SIDEWALK TYPICAL SECTION

DANNENBAUM

ENGINEERING CORPORATION - EL PASO, LLC
T.B.P.E. FIRM REGISTRATION #14531
10737 GATEWAY BLVD. WEST, STE 112 EL PASO, TX 79935 (915)629-0401

MASTER PLAN SIDE WALK
SECTION 8

SCALE: 1" = 750'

$TIME$
$DATE$
$USER$
$FILE$

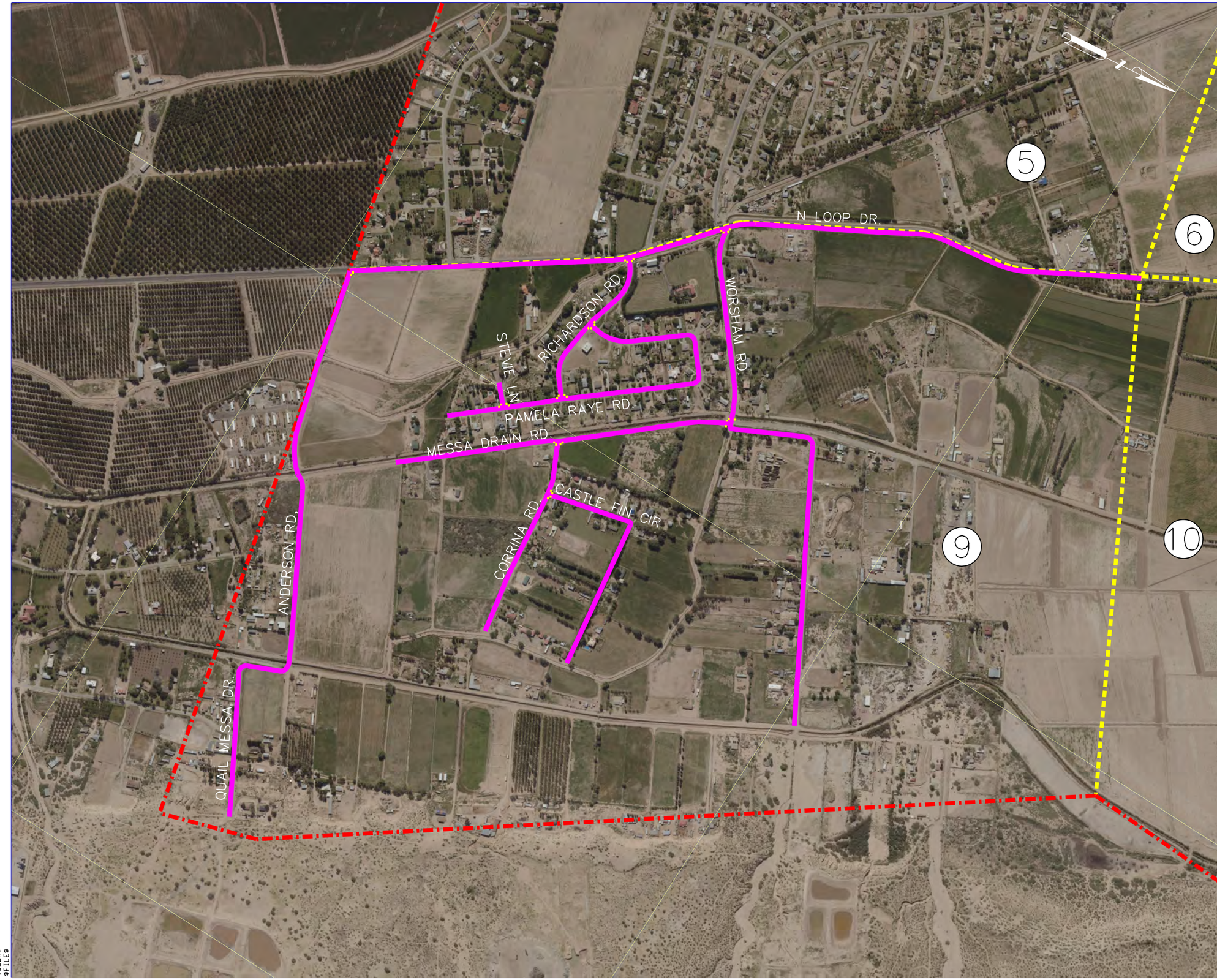

LEGEND

- SRTS PHASE I (COMPLETED)
- SRTS PHASE II (COMPLETED)
- SRTS PHASE III-A
- SRTS PHASE III-B
- SRTS PHASE IV
- SIDEWALK MASTER PLAN
- SOCORRO CITY LIMITS
- SIDEWALK MASTER PLAN
- **PROPOSED ADA RAMP**

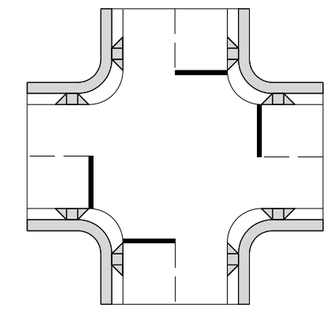

TYPICAL SIDE WALK AND ADA RAMPS AT INTERSECTION

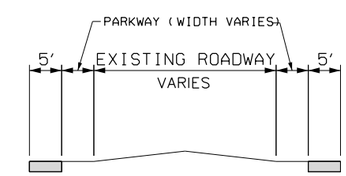

SIDEWALK TYPICAL SECTION

DANNENBAUM
ENGINEERING CORPORATION - EL PASO, LLC
T.B.P.E. FIRM REGISTRATION #14531
10737 GATEWAY BLVD. WEST, STE 112 EL PASO, TX 79935 (915)629-0401

MASTER PLAN SIDE WALK
SECTION 9

SCALE: 1"=750'

$TIME$
$DATE$
$USER$
$FILE$

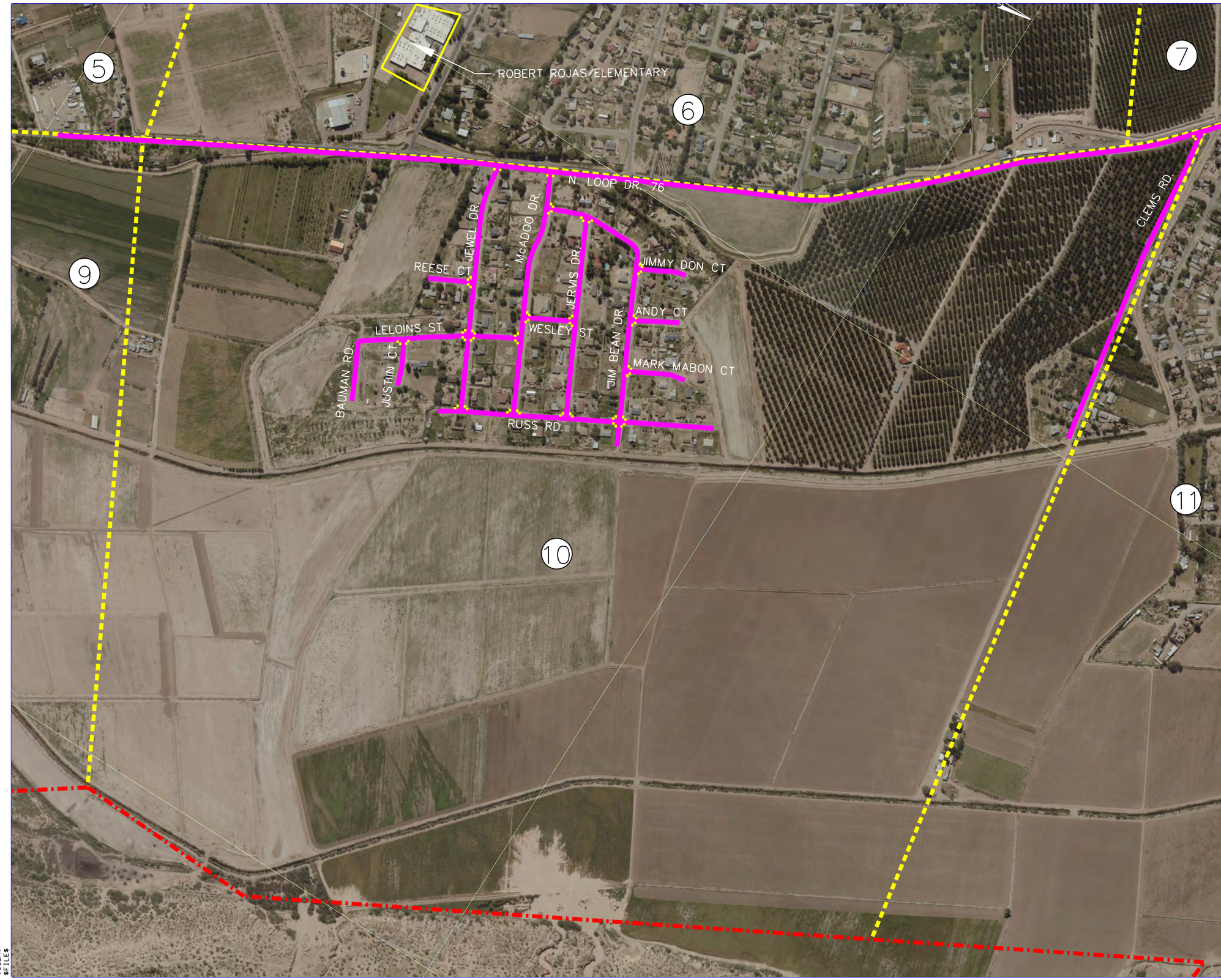

LEGEND

- SRTS PHASE I (COMPLETED)
- SRTS PHASE II (COMPLETED)
- SRTS PHASE III-A
- SRTS PHASE III-B
- SRTS PHASE IV
- SIDEWALK MASTER PLAN
- SOCORRO CITY LIMITS
- SIDEWALK MASTER PLAN
- PROPOSED ADA RAMP

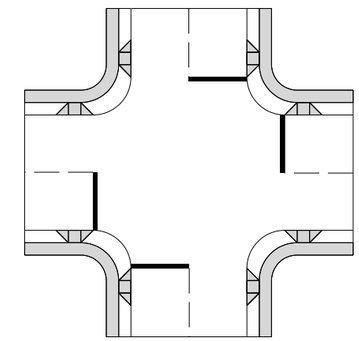

TYPICAL SIDE WALK AND ADA RAMPS AT INTERSECTION

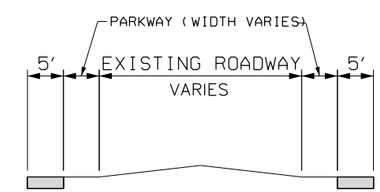

SIDEWALK TYPICAL SECTION

DANNENBAUM
ENGINEERING CORPORATION - EL PASO, LLC
T.B.P.E. FIRM REGISTRATION #14531
10737 GATEWAY BLVD. WEST, STE 112 EL PASO, TX 79935 (915)629-0401

MASTER PLAN SIDE WALK
SECTION 10

SCALE: 1" = 600'

$TIME$
$DATE$
$USER$
$FILE$

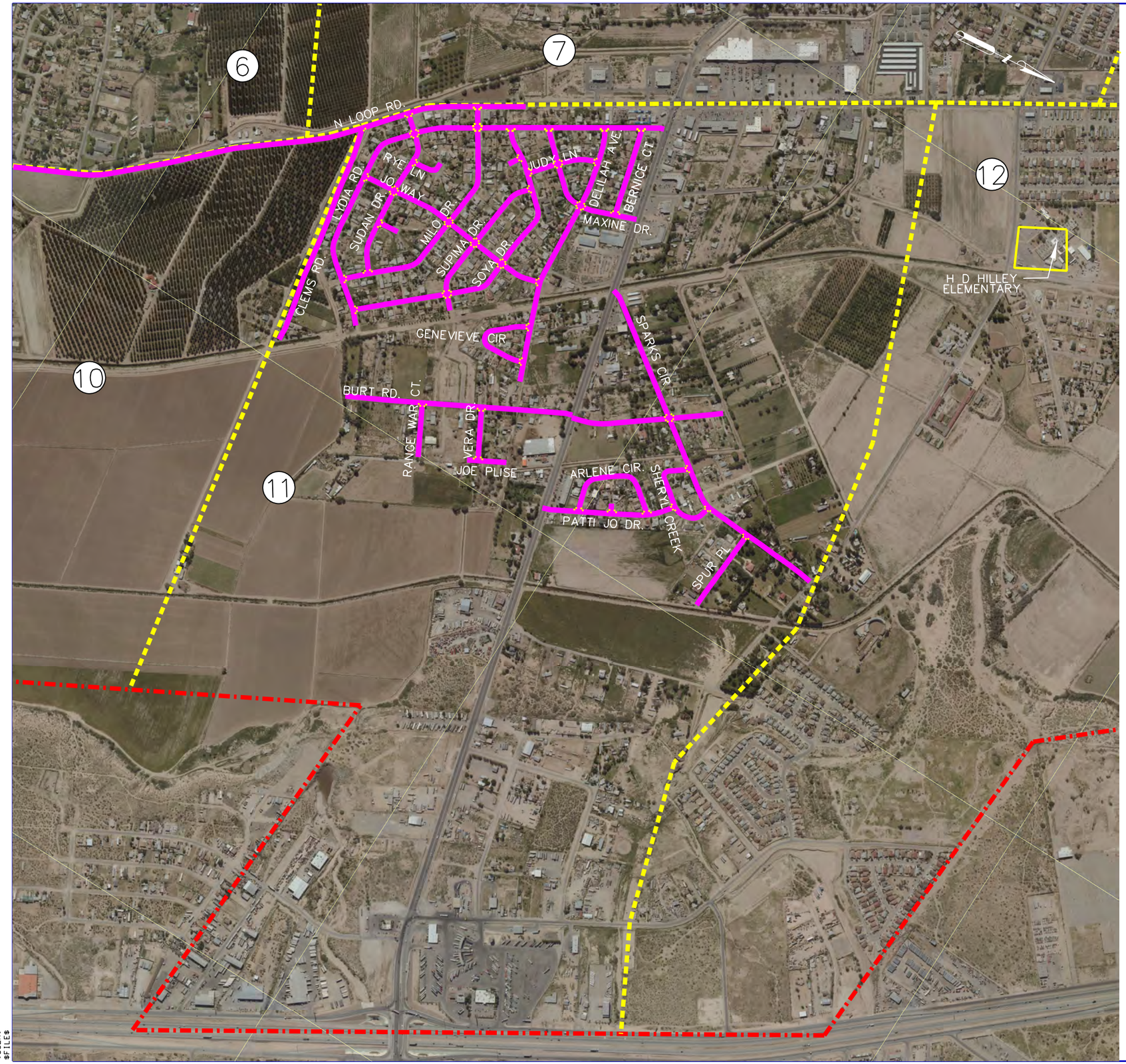

LEGEND

- SRTS PHASE I (COMPLETED)
- SRTS PHASE II (COMPLETED)
- SRTS PHASE III-A
- SRTS PHASE III-B
- SRTS PHASE IV
- SIDEWALK MASTER PLAN
- SOCORRO CITY LIMITS
- SIDEWALK MASTER PLAN
- PROPOSED ADA RAMP

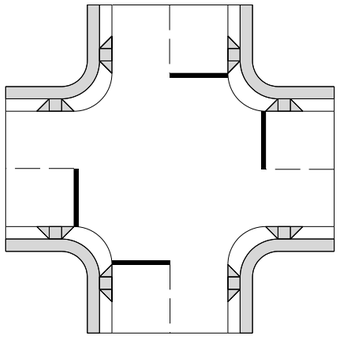

TYPICAL SIDE WALK AND ADA RAMPS AT INTERSECTION

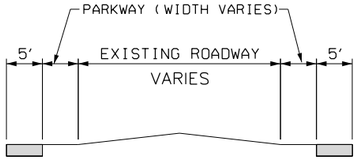

SIDEWALK TYPICAL SECTION

DANNENBAUM
ENGINEERING CORPORATION - EL PASO, LLC
T.B.P.E. FIRM REGISTRATION #14531
10737 GATEWAY BLVD. WEST, STE 112 EL PASO, TX 79935 (915)629-0401

MASTER PLAN SIDE WALK
SECTION 11

SCALE: 1"=950'

$TIME$
$DATE$
$USER$
$FILE$

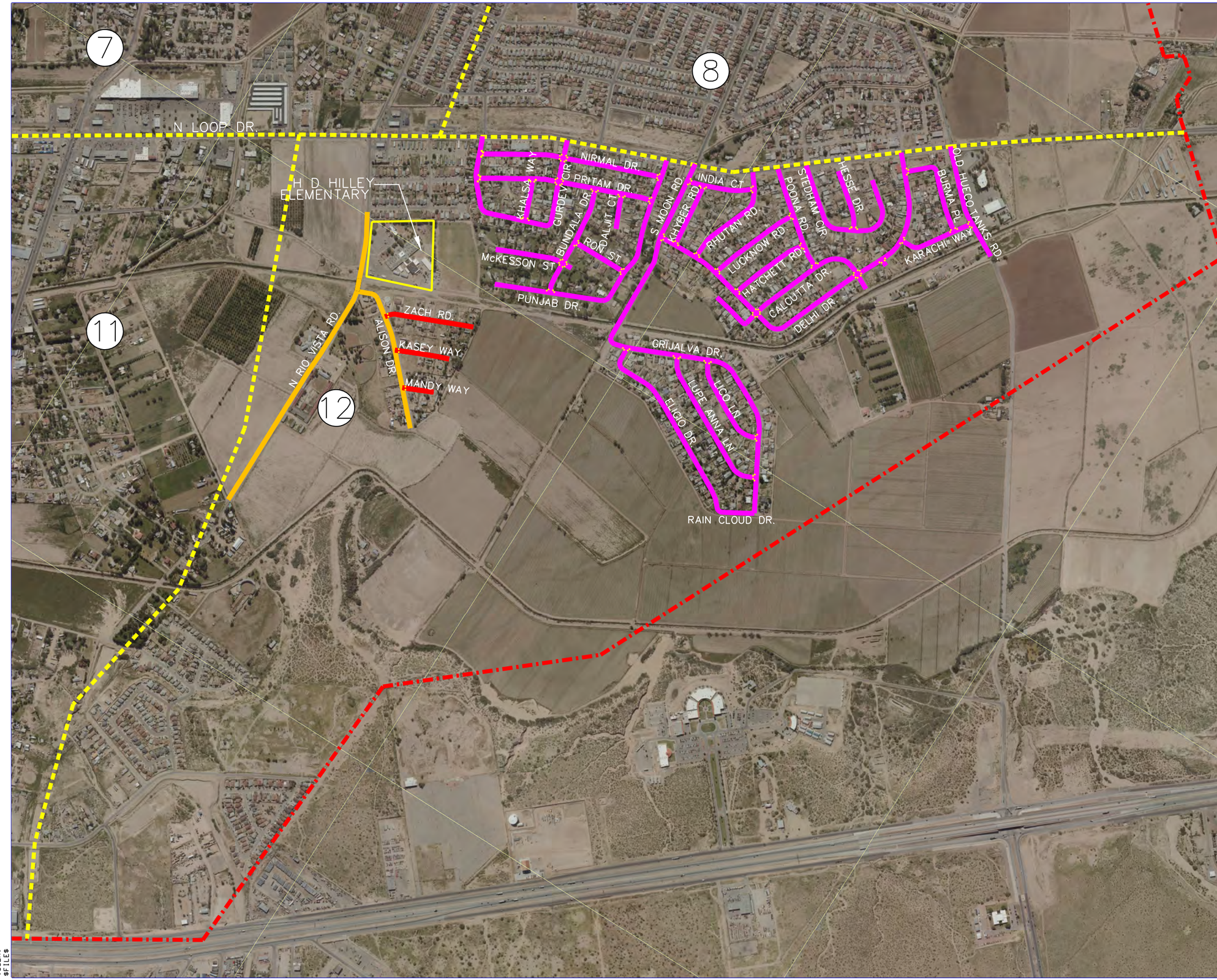

LEGEND

- SRTS PHASE I (COMPLETED)
- SRTS PHASE II (COMPLETED)
- SRTS PHASE III-A
- SRTS PHASE III-B
- SRTS PHASE IV
- SIDEWALK MASTER PLAN
- SOCORRO CITY LIMITS
- SIDEWALK MASTER PLAN
- PROPOSED ADA RAMP

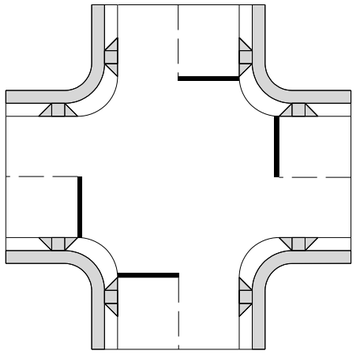

TYPICAL SIDE WALK AND ADA RAMPS AT INTERSECTION

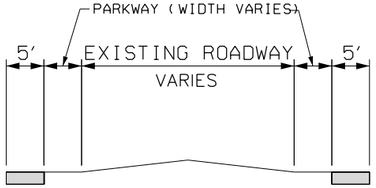

SIDEWALK TYPICAL SECTION

DANNENBAUM
ENGINEERING CORPORATION - EL PASO, LLC
T.B.P.E. FIRM REGISTRATION #14531
10737 GATEWAY BLVD. WEST. STE 112 EL PASO. TX 79935 (915)629-0401

MASTER PLAN SIDE WALK
SECTION 12

SCALE: 1"=1000'

$TIME$
$DATE$
$USER$
$FILE$

APPENDIX C

Master Plan Cost Estimates

CITY OF SOCORRO
MASTER SIDEWALK PLAN
SUMMARY for 5FT Sidewalks
7/17/2019

Section 1	$ 4,330,679.18
Section 2	$ 3,518,874.74
Section 3	$ 1,940,180.20
Section 4	$ 4,085,590.47
Section 5	$ 1,150,515.20
Section 6	$ 2,613,659.31
Section 7	$ 2,328,628.05
Section 8	$ 2,128,203.95
Section 9	$ 1,765,353.81
Section 10	$ 1,428,702.15
Section 11	$ 2,697,231.93
Section 12	$ 2,893,516.23

CONSTRUCTION TOTAL:	**$ 30,881,135.22**

CITY OF SOCORRO
Master Sidewalk Plan
SECTION 1
7/17/2019

5 Ft Wide Sidewalks
4 Inch Depth Sidewalks

Valle Bajo Road

Item Qty.	Item Description	Street Length	Typical Sidewalk Width	Typical Street Width	Sidewalk Length (Both Sides)	Number of Intersecting Streets	Driveway Length	Total Sidewalk Qty (Minus DRWY)	Area (SF)	Quantity	Units	Unit Cost	Total
						1							
1	PREP ROW	6,896								68.96	STA	$ 400.00	$ 27,584.00
1	CONCRETE SIDEWALK	6,896	5	35	13792	1	360	13397	66,985	7442.78	SY	$ 40.00	$ 297,711.11
2	CURB RAMP									2	EA	$ 1,200.00	$ 2,400.00
24	DRIVEWAYS (CONC)	15	5				360		75	200.00	SY	$ 50.00	$ 10,000.00
	COMERCIAL DRIVEWAYS (CONC)	25	5				0		125	0.00	SY	$ 50.00	$ -
												Valle Bajo Road	$ 337,695.11

Valle Frondo Road

Item	Item Description	Street Length	Typical Sidewalk Width	Typical Street Width	Sidewalk Length (Both Sides)	Number of Intersecting Streets	Driveway Length	Total Sidewalk Qty (Minus DRWY)	Area (SF)	Quantity	Units	Unit Cost	Total
						2							
1	PREP ROW	1,711								17.11	STA	$ 400.00	$ 6,844.00
1	CONCRETE SIDEWALK	1711	5	35	3422	2	360	2992	14,960	1662.22	SY	$ 40.00	$ 66,488.89
6	CURB RAMP									6	EA	$ 1,200.00	$ 7,200.00
24	DRIVEWAYS (CONC)	15	5				360		75	200.00	SY	$ 50.00	$ 10,000.00
	COMERCIAL DRIVEWAYS (CONC)	25	5				0		125	0.00	SY	$ 50.00	$ -
												Valle Frondo Road	$ 90,532.89

Valle Romero Road

Item	Item Description	Street Length	Typical Sidewalk Width	Typical Street Width	Sidewalk Length (Both Sides)	Number of Intersecting Streets	Driveway Length	Total Sidewalk Qty (Minus DRWY)	Area (SF)	Quantity	Units	Unit Cost	Total
						11							
1	PREP ROW	3,142								31.42	STA	$ 400.00	$ 12,568.00
1	CONCRETE SIDEWALK	3142	5	35	6284	11	255	5644	28,220	3135.56	SY	$ 40.00	$ 125,422.22
26	CURB RAMP									26	EA	$ 1,200.00	$ 31,200.00
17	DRIVEWAYS (CONC)	15	5				255		75	141.67	SY	$ 50.00	$ 7,083.33
	COMERCIAL DRIVEWAYS (CONC)	25	5				0		125	0.00	SY	$ 50.00	$ -
												Valle Romero Road	$ 176,273.56

Valle Palomar Road

Item	Item Description	Street Length	Typical Sidewalk Width	Typical Street Width	Sidewalk Length (Both Sides)	Number of Intersecting Streets	Driveway Length	Total Sidewalk Qty (Minus DRWY)	Area (SF)	Quantity	Units	Unit Cost	Total
						2							
1	PREP ROW	6,896								68.96	STA	$ 400.00	$ 27,584.00
1	CONCRETE SIDEWALK	6,896	5	35	13792	2	375	13347	66,735	7415.00	SY	$ 40.00	$ 296,600.00
6	CURB RAMP									6	EA	$ 1,200.00	$ 7,200.00
25	DRIVEWAYS (CONC)	15	5				375		75	208.33	SY	$ 50.00	$ 10,416.67
	COMERCIAL DRIVEWAYS (CONC)	25	5				0		125	0.00	SY	$ 50.00	$ -
												Valle Palomar Road	$ 341,800.67

Riverside Road

Item	Item Description	Street Length	Typical Sidewalk Width	Typical Street Width	Sidewalk Length (Both Sides)	Number of Intersecting Streets	Driveway Length	Total Sidewalk Qty (Minus DRWY)	Area (SF)	Quantity	Units	Unit Cost	Total
						2							
1	PREP ROW	1,711								17.11	STA	$ 400.00	$ 6,844.00
1	CONCRETE SIDEWALK	1,711	5	35	3422	2	420	2932	14,660	1628.89	SY	$ 40.00	$ 65,155.56
6	CURB RAMP									6	EA	$ 1,200.00	$ 7,200.00
28	DRIVEWAYS (CONC)	15	5				420		75	233.33	SY	$ 50.00	$ 11,666.67
	COMERCIAL DRIVEWAYS (CONC)	25	5				0		125	0.00	SY	$ 50.00	$ -
												Riverside Road	$ 90,866.22

Valle Dorado Road

Item	Item Description	Street Length	Typical Sidewalk Width	Typical Street Width	Sidewalk Length (Both Sides)	Number of Intersecting Streets	Driveway Length	Total Sidewalk Qty (Minus DRWY)	Area (SF)	Quantity	Units	Unit Cost	Total
						2							
1	PREP ROW	1,711								17.11	STA	$ 400.00	$ 6,844.00
1	CONCRETE SIDEWALK	1,711	5	35	3422	2	495	2857	14,285	1587.22	SY	$ 40.00	$ 63,488.89
6	CURB RAMP									6	EA	$ 1,200.00	$ 7,200.00
33	DRIVEWAYS (CONC)	15	5				495		75	275.00	SY	$ 50.00	$ 13,750.00
	COMERCIAL DRIVEWAYS (CONC)	25	5				0		125	0.00	SY	$ 50.00	$ -
												Valle Dorado Road	$ 91,282.89

Valle Bonito Road

Item	Item Description	Street Length	Typical Sidewalk Width	Typical Street Width	Sidewalk Length (Both Sides)	Number of Intersecting Streets	Driveway Length	Total Sidewalk Qty (Minus DRWY)	Area (SF)	Quantity	Units	Unit Cost	Total
						2							
1	PREP ROW	1,711								17.11	STA	$ 400.00	$ 6,844.00
1	CONCRETE SIDEWALK	1,711	5	35	3422	2	465	2887	14,435	1603.89	SY	$ 40.00	$ 64,155.56
6	CURB RAMP									6	EA	$ 1,200.00	$ 7,200.00
31	DRIVEWAYS (CONC)	15	5				465		75	258.33	SY	$ 50.00	$ 12,916.67
	COMERCIAL DRIVEWAYS (CONC)	25	5				0		125	0.00	SY	$ 50.00	$ -
												Valle Bonito Road	$ 91,116.22

Valle Verde Road

Item	Item Description	Street Length	Typical Sidewalk Width	Typical Street Width	Sidewalk Length (Both Sides)	Number of Intersecting Streets	Driveway Length	Total Sidewalk Qty (Minus DRWY)	Area (SF)	Quantity	Units	Unit Cost	Total
						0							
1	PREP ROW	924								9.24	STA	$ 400.00	$ 3,696.00
1	CONCRETE SIDEWALK	924	5	35	1848	0	225	1623	8,115	901.67	SY	$ 40.00	$ 36,066.67
4	CURB RAMP									4	EA	$ 1,200.00	$ 4,800.00
15	DRIVEWAYS (CONC)	15	5				225		75	125.00	SY	$ 50.00	$ 6,250.00
	COMERCIAL DRIVEWAYS (CONC)	25	5				0		125	0.00	SY	$ 50.00	$ -
												Valle Verde Road	$ 50,812.67

Valle Grande Road

Item	Item Description	Street Length	Typical Sidewalk Width	Typical Street Width	Sidewalk Length (Both Sides)	Number of Intersecting Streets	Driveway Length	Total Sidewalk Qty (Minus DRWY)	Area (SF)	Quantity	Units	Unit Cost	Total
						0							
1	PREP ROW	464								4.64	STA	$ 400.00	$ 1,856.00
1	CONCRETE SIDEWALK	464	5	35	928	0	120	808	4,040	448.89	SY	$ 40.00	$ 17,955.56
2	CURB RAMP									2	EA	$ 1,200.00	$ 2,400.00
8	DRIVEWAYS (CONC)	15	5				120		75	66.67	SY	$ 50.00	$ 3,333.33
	COMERCIAL DRIVEWAYS (CONC)	25	5				0		125	0.00	SY	$ 50.00	$ -
												Valle Grande Road	$ 25,544.89

Olivia Road

Item	Item Description	Street Length	Typical Sidewalk Width	Typical Street Width	Sidewalk Length (Both Sides)	Number of Intersecting Streets	Driveway Length	Total Sidewalk Qty (Minus DRWY)	Area (SF)	Quantity	Units	Unit Cost	Total
						0							
1	PREP ROW	528								5.28	STA	$ 400.00	$ 2,112.00
1	CONCRETE SIDEWALK	528	5	35	1056	0	195	861	4,305	478.33	SY	$ 40.00	$ 19,133.33
2	CURB RAMP									2	EA	$ 1,200.00	$ 2,400.00
13	DRIVEWAYS (CONC)	15	5				195		75	108.33	SY	$ 50.00	$ 5,416.67
	COMERCIAL DRIVEWAYS (CONC)	25	5				0		125	0.00	SY	$ 50.00	$ -
												Olivia Road	$ 29,062.00

CITY OF SOCORRO
Master Sidewalk Plan
SECTION 1
7/17/2019

5 Ft Wide Sidewalks
4 Inch Depth Sidewalks

Walcott Road

Item	Item Description	Street Length	Typical Sidewalk Width	Typical Street Width	Sidewalk Length (Both Sides)	Number of Intersecting Streets	Driveway Length	Total Sidewalk Qty (Minus DRWY)	Area (SF)	Quantity	Units	Unit Cost	Total
						0							
1	PREP ROW	5,361								53.61	STA	$ 400.00	$ 21,444.00
1	CONCRETE SIDEWALK	5,361	5	35	10722	0	570	10152	50,760	5640.00	SY	$ 40.00	$ 225,600.00
22	CURB RAMP									22	EA	$ 1,200.00	$ 26,400.00
38	DRIVEWAYS (CONC)	15	5				570		75	316.67	SY	$ 50.00	$ 15,833.33
	COMERCIAL DRIVEWAYS (CONC)	25	5				0		125	0.00	SY	$ 50.00	$ -
												Walcott Road	**$ 289,277.33**

Deldinger Road

Item	Item Description	Street Length	Typical Sidewalk Width	Typical Street Width	Sidewalk Length (Both Sides)	Number of Intersecting Streets	Driveway Length	Total Sidewalk Qty (Minus DRWY)	Area (SF)	Quantity	Units	Unit Cost	Total
						1							
1	PREP ROW	3,956								39.56	STA	$ 400.00	$ 15,824.00
1	CONCRETE SIDEWALK	3956	5	35	7912	1	570	7307	36,535	4059.44	SY	$ 40.00	$ 162,377.78
4	CURB RAMP									4	EA	$ 1,200.00	$ 4,800.00
38	DRIVEWAYS (CONC)	15	5				570		75	316.67	SY	$ 50.00	$ 15,833.33
	COMERCIAL DRIVEWAYS (CONC)	25	5				0		125	0.00	SY	$ 50.00	$ -
												Deldinger Road	**$ 198,835.11**

Fray Vargas Road

Item	Item Description	Street Length	Typical Sidewalk Width	Typical Street Width	Sidewalk Length (Both Sides)	Number of Intersecting Streets	Driveway Length	Total Sidewalk Qty (Minus DRWY)	Area (SF)	Quantity	Units	Unit Cost	Total
						2							
1	PREP ROW	1,841								18.41	STA	$ 400.00	$ 7,364.00
1	CONCRETE SIDEWALK	1841	5	35	3682	2	420	3192	15,960	1773.33	SY	$ 40.00	$ 70,933.33
4	CURB RAMP									4	EA	$ 1,200.00	$ 4,800.00
28	DRIVEWAYS (CONC)	15	5				420		75	233.33	SY	$ 50.00	$ 11,666.67
	COMERCIAL DRIVEWAYS (CONC)	25	5				0		125	0.00	SY	$ 50.00	$ -
												Fray Vargas Road	**$ 94,764.00**

Rosa Azul Drive

Item	Item Description	Street Length	Typical Sidewalk Width	Typical Street Width	Sidewalk Length (Both Sides)	Number of Intersecting Streets	Driveway Length	Total Sidewalk Qty (Minus DRWY)	Area (SF)	Quantity	Units	Unit Cost	Total
						2							
1	PREP ROW	1,786								17.86	STA	$ 400.00	$ 7,144.00
1	CONCRETE SIDEWALK	1786	5	35	3572	2	225	3277	16,385	1820.56	SY	$ 40.00	$ 72,822.22
4	CURB RAMP									4	EA	$ 1,200.00	$ 4,800.00
15	DRIVEWAYS (CONC)	15	5				225		75	125.00	SY	$ 50.00	$ 6,250.00
	COMERCIAL DRIVEWAYS (CONC)	25	5				0		125	0.00	SY	$ 50.00	$ -
												Rosa Azul Drive	**$ 91,016.22**

Rosa Blanca Drive

Item	Item Description	Street Length	Typical Sidewalk Width	Typical Street Width	Sidewalk Length (Both Sides)	Number of Intersecting Streets	Driveway Length	Total Sidewalk Qty (Minus DRWY)	Area (SF)	Quantity	Units	Unit Cost	Total
						2							
1	PREP ROW	1,786								17.86	STA	$ 400.00	$ 7,144.00
1	CONCRETE SIDEWALK	1786	5	35	3572	2	270	3232	16,160	1795.56	SY	$ 40.00	$ 71,822.22
4	CURB RAMP									4	EA	$ 1,200.00	$ 4,800.00
18	DRIVEWAYS (CONC)	15	5				270		75	150.00	SY	$ 50.00	$ 7,500.00
	COMERCIAL DRIVEWAYS (CONC)	25	5				0		125	0.00	SY	$ 50.00	$ -
												Rosa Blanca Drive	**$ 91,266.22**

Piro Court

Item	Item Description	Street Length	Typical Sidewalk Width	Typical Street Width	Sidewalk Length (Both Sides)	Number of Intersecting Streets	Driveway Length	Total Sidewalk Qty (Minus DRWY)	Area (SF)	Quantity	Units	Unit Cost	Total
						1							
1	PREP ROW	1,923								19.23	STA	$ 400.00	$ 7,692.00
1	CONCRETE SIDEWALK	1923	5	35	3846	1	180	3631	18,155	2017.22	SY	$ 40.00	$ 80,688.89
6	CURB RAMP									6	EA	$ 1,200.00	$ 7,200.00
12	DRIVEWAYS (CONC)	15	5				180		75	100.00	SY	$ 50.00	$ 5,000.00
	COMERCIAL DRIVEWAYS (CONC)	25	5				0		125	0.00	SY	$ 50.00	$ -
												Piro Court	**$ 100,580.89**

Ardilla Road

Item	Item Description	Street Length	Typical Sidewalk Width	Typical Street Width	Sidewalk Length (Both Sides)	Number of Intersecting Streets	Driveway Length	Total Sidewalk Qty (Minus DRWY)	Area (SF)	Quantity	Units	Unit Cost	Total
						6							
1	PREP ROW	6,896								68.96	STA	$ 400.00	$ 27,584.00
1	CONCRETE SIDEWALK	6,896	5	35	13792	6	30	13552	67,760	7528.89	SY	$ 40.00	$ 301,155.56
14	CURB RAMP									14	EA	$ 1,200.00	$ 16,800.00
2	DRIVEWAYS (CONC)	15	5				30		75	16.67	SY	$ 50.00	$ 833.33
	COMERCIAL DRIVEWAYS (CONC)	25	5				0		125	0.00	SY	$ 50.00	$ -
												Ardilla Road	**$ 346,372.89**

Lagrimas Drive

Item	Item Description	Street Length	Typical Sidewalk Width	Typical Street Width	Sidewalk Length (Both Sides)	Number of Intersecting Streets	Driveway Length	Total Sidewalk Qty (Minus DRWY)	Area (SF)	Quantity	Units	Unit Cost	Total
						0							
1	PREP ROW	215								2.15	STA	$ 400.00	$ 860.00
1	CONCRETE SIDEWALK	215	5	35	430	0	60	370	1,850	205.56	SY	$ 40.00	$ 8,222.22
2	CURB RAMP									2	EA	$ 1,200.00	$ 2,400.00
4	DRIVEWAYS (CONC)	15	5				60		75	33.33	SY	$ 50.00	$ 1,666.67
	COMERCIAL DRIVEWAYS (CONC)	25	5				0		125	0.00	SY	$ 50.00	$ -
												Lagrimas Drive	**$ 13,148.89**

Abejeno Road

Item	Item Description	Street Length	Typical Sidewalk Width	Typical Street Width	Sidewalk Length (Both Sides)	Number of Intersecting Streets	Driveway Length	Total Sidewalk Qty (Minus DRWY)	Area (SF)	Quantity	Units	Unit Cost	Total
						0							
1	PREP ROW	327								3.27	STA	$ 400.00	$ 1,308.00
1	CONCRETE SIDEWALK	327	5	35	654	0	255	399	1,995	221.67	SY	$ 40.00	$ 8,866.67
2	CURB RAMP									2	EA	$ 1,200.00	$ 2,400.00
17	DRIVEWAYS (CONC)	15	5				255		75	141.67	SY	$ 50.00	$ 7,083.33
	COMERCIAL DRIVEWAYS (CONC)	25	5				0		125	0.00	SY	$ 50.00	$ -
												Abejeno Road	**$ 19,658.00**

Campeche Road

Item	Item Description	Street Length	Typical Sidewalk Width	Typical Street Width	Sidewalk Length (Both Sides)	Number of Intersecting Streets	Driveway Length	Total Sidewalk Qty (Minus DRWY)	Area (SF)	Quantity	Units	Unit Cost	Total
						0							
1	PREP ROW	587								5.87	STA	$ 400.00	$ 2,348.00
1	CONCRETE SIDEWALK	587	5	35	1174	0	165	1009	5,045	560.56	SY	$ 40.00	$ 22,422.22
2	CURB RAMP									2	EA	$ 1,200.00	$ 2,400.00
11	DRIVEWAYS (CONC)	15	5				165		75	91.67	SY	$ 50.00	$ 4,583.33
	COMERCIAL DRIVEWAYS (CONC)	25	5				0		125	0.00	SY	$ 50.00	$ -
												Campeche Road	**$ 31,753.56**

CITY OF SOCORRO
Master Sidewalk Plan
SECTION 1
7/17/2019

5 Ft Wide Sidewalks
4 Inch Depth Sidewalks

Camichin Place

Item	Item Description	Street Length	Typical Sidewalk Width	Typical Street Width	Sidewalk Length (Both Sides)	Number of Intersecting Streets	Driveway Length	Total Sidewalk Qty (Minus DRWY)	Area (SF)	Quantity	Units	Unit Cost	Total
						0							
1	PREP ROW	495								4.95	STA	$ 400.00	$ 1,980.00
1	CONCRETE SIDEWALK	495	5	35	990	0	195	795	3,975	441.67	SY	$ 40.00	$ 17,666.67
2	CURB RAMP									2	EA	$ 1,200.00	$ 2,400.00
13	DRIVEWAYS (CONC)	15	5				195		75	108.33	SY	$ 50.00	$ 5,416.67
	COMERCIAL DRIVEWAYS (CONC)	25	5				0		125	0.00	SY	$ 50.00	$ -
												Camichin Place	$ 27,463.33

La Fogata Road

Item	Item Description	Street Length	Typical Sidewalk Width	Typical Street Width	Sidewalk Length (Both Sides)	Number of Intersecting Streets	Driveway Length	Total Sidewalk Qty (Minus DRWY)	Area (SF)	Quantity	Units	Unit Cost	Total
						4							
1	PREP ROW	1,782								17.82	STA	$ 400.00	$ 7,128.00
1	CONCRETE SIDEWALK	1782	5	35	3564	4	495	2929	14,645	1627.22	SY	$ 40.00	$ 65,088.89
10	CURB RAMP									10	EA	$ 1,200.00	$ 12,000.00
33	DRIVEWAYS (CONC)	15	5				495		75	275.00	SY	$ 50.00	$ 13,750.00
	COMERCIAL DRIVEWAYS (CONC)	25	5				0		125	0.00	SY	$ 50.00	$ -
												La Fogata Road	$ 97,966.89

Villa Del Mar Drive

Item	Item Description	Street Length	Typical Sidewalk Width	Typical Street Width	Sidewalk Length (Both Sides)	Number of Intersecting Streets	Driveway Length	Total Sidewalk Qty (Minus DRWY)	Area (SF)	Quantity	Units	Unit Cost	Total
						4							
1	PREP ROW	1,824								18.24	STA	$ 400.00	$ 7,296.00
1	CONCRETE SIDEWALK	1824	5	35	3648	4	495	3013	15,065	1673.89	SY	$ 40.00	$ 66,955.56
10	CURB RAMP									10	EA	$ 1,200.00	$ 12,000.00
33	DRIVEWAYS (CONC)	15	5				495		75	275.00	SY	$ 50.00	$ 13,750.00
	COMERCIAL DRIVEWAYS (CONC)	25	5				0		125	0.00	SY	$ 50.00	$ -
												Villa Del Mar Drive	$ 100,001.56

La Pobalana Drive

Item	Item Description	Street Length	Typical Sidewalk Width	Typical Street Width	Sidewalk Length (Both Sides)	Number of Intersecting Streets	Driveway Length	Total Sidewalk Qty (Minus DRWY)	Area (SF)	Quantity	Units	Unit Cost	Total
						4							
1	PREP ROW	2,189								21.89	STA	$ 400.00	$ 8,756.00
1	CONCRETE SIDEWALK	2189	5	35	4378	4	735	3503	17,515	1946.11	SY	$ 40.00	$ 77,844.44
10	CURB RAMP									10	EA	$ 1,200.00	$ 12,000.00
49	DRIVEWAYS (CONC)	15	5				735		75	408.33	SY	$ 50.00	$ 20,416.67
	COMERCIAL DRIVEWAYS (CONC)	25	5				0		125	0.00	SY	$ 50.00	$ -
												La Pobalana Drive	$ 119,017.11

Artesano Road

Item	Item Description	Street Length	Typical Sidewalk Width	Typical Street Width	Sidewalk Length (Both Sides)	Number of Intersecting Streets	Driveway Length	Total Sidewalk Qty (Minus DRWY)	Area (SF)	Quantity	Units	Unit Cost	Total
						0							
1	PREP ROW	843								8.43	STA	$ 400.00	$ 3,372.00
1	CONCRETE SIDEWALK	843	5	35	1686	0	270	1416	7,080	786.67	SY	$ 40.00	$ 31,466.67
4	CURB RAMP									4	EA	$ 1,200.00	$ 4,800.00
18	DRIVEWAYS (CONC)	15	5				270		75	150.00	SY	$ 50.00	$ 7,500.00
	COMERCIAL DRIVEWAYS (CONC)	25	5				0		125	0.00	SY	$ 50.00	$ -
												Artesano Road	$ 47,138.67

Madrigal Road

Item	Item Description	Street Length	Typical Sidewalk Width	Typical Street Width	Sidewalk Length (Both Sides)	Number of Intersecting Streets	Driveway Length	Total Sidewalk Qty (Minus DRWY)	Area (SF)	Quantity	Units	Unit Cost	Total
						2							
1	PREP ROW	1,004								10.04	STA	$ 400.00	$ 4,016.00
1	CONCRETE SIDEWALK	1004	5	35	2008	2	250	1688	8,440	937.78	SY	$ 40.00	$ 37,511.11
8	CURB RAMP									8	EA	$ 1,200.00	$ 9,600.00
15	DRIVEWAYS (CONC)	15	5				225		75	125.00	SY	$ 50.00	$ 6,250.00
1	COMERCIAL DRIVEWAYS (CONC)	25	5				25		125	13.89	SY	$ 50.00	$ 694.44
												Madrigal Road	$ 58,071.56

Lozano Road

Item	Item Description	Street Length	Typical Sidewalk Width	Typical Street Width	Sidewalk Length (Both Sides)	Number of Intersecting Streets	Driveway Length	Total Sidewalk Qty (Minus DRWY)	Area (SF)	Quantity	Units	Unit Cost	Total
						0							
1	PREP ROW	505								5.05	STA	$ 400.00	$ 2,020.00
1	CONCRETE SIDEWALK	505	5	35	1010	0	120	890	4,450	494.44	SY	$ 40.00	$ 19,777.78
4	CURB RAMP									4	EA	$ 1,200.00	$ 4,800.00
8	DRIVEWAYS (CONC)	15	5				120		75	66.67	SY	$ 50.00	$ 3,333.33
	COMERCIAL DRIVEWAYS (CONC)	25	5				0		125	0.00	SY	$ 50.00	$ -
												Lozano Road	$ 29,931.11

Socorro Road

Item	Item Description	Street Length	Typical Sidewalk Width	Typical Street Width	Sidewalk Length (Both Sides)	Number of Intersecting Streets	Driveway Length	Total Sidewalk Qty (Minus DRWY)	Area (SF)	Quantity	Units	Unit Cost	Total
						4							
1	PREP ROW	6,019								60.19	STA	$ 400.00	$ 24,076.00
1	CONCRETE SIDEWALK	6019	5	35	12038	4	1155	10743	53,715	5968.33	SY	$ 40.00	$ 238,733.33
6	CURB RAMP									6	EA	$ 1,200.00	$ 7,200.00
32	DRIVEWAYS (CONC)	15	5				480		75	266.67	SY	$ 50.00	$ 13,333.33
27	COMERCIAL DRIVEWAYS (CONC)	25	5				675		125	375.00	SY	$ 50.00	$ 18,750.00
												Socorro Road	$ 302,092.67

												Construction Subtotal	$ 3,383,343.11
	SURVEYING										LS	3.00%	$ 101,500.29
1	CONSTRUCTION MOBILIZATION										LS	5.00%	$ 169,167.16
2	SWP3 (Storm Water Pollution Prevention Plan)										LS	5.00%	$ 169,167.16
3	CONTINGENCY										LS	15.00%	$ 507,501.47
												SECTION 1 CONSTRUCTION TOTAL=	$ 4,330,679.18

CITY OF SOCORRO
Master Sidewalk Plan
SECTION 2
7/17/2019

5 Ft Wide Sidewalks
4 Inch Depth Sidewalks

Joya Del Valle

Item QTY	Item Description	Street Length	Typical Sidewalk Width	Typical Street Width	Sidewalk Length (Both Sides)	Number of Intersecting Streets	Driveway Length	Total Sidewalk QTY (Minus DRWY)	Area (SF)	Quantity	Units	Unit Cost	Total
						0							
1	PREP ROW	792								7.92	STA	$ 400.00	$ 3,168.00
1	CONCRETE SIDEWALK	792	5	35	1584	0	270	1314	6,570	730.00	SY	$ 40.00	$ 29,200.00
4	CURB RAMP									4	EA	$ 1,200.00	$ 4,800.00
18	DRIVEWAYS (CONC)	15	5				270		75	150.00	SY	$ 50.00	$ 7,500.00
	COMERCIAL DRIVEWAYS (CONC)	25	5				0		125	0.00	SY	$ 50.00	$ -
												Joya Del Valle	$ 44,668.00

Brisa Del Valle Drive

Item	Item Description	Street Length	Typical Sidewalk Width	Typical Street Width	Sidewalk Length (Both Sides)	Number of Intersecting Streets	Driveway Length	Total Sidewalk QTY (Minus DRWY)	Area (SF)	Quantity	Units	Unit Cost	Total
						0							
1	PREP ROW	1326								13.26	STA	$ 400.00	$ 5,304.00
1	CONCRETE SIDEWALK	1326	5	35	2652	0	360	2292	11,460	1273.33	SY	$ 40.00	$ 50,933.33
4	CURB RAMP									4	EA	$ 1,200.00	$ 4,800.00
24	DRIVEWAYS (CONC)	15	5				360		75	200.00	SY	$ 50.00	$ 10,000.00
	COMERCIAL DRIVEWAYS (CONC)	25	5				0		125	0.00	SY	$ 50.00	$ -
												Brisa Del Valle Drive	$ 71,037.33

Olguin Court

Item	Item Description	Street Length	Typical Sidewalk Width	Typical Street Width	Sidewalk Length (Both Sides)	Number of Intersecting Streets	Driveway Length	Total Sidewalk QTY (Minus DRWY)	Area (SF)	Quantity	Units	Unit Cost	Total
						2							
1	PREP ROW	1766								17.66	STA	$ 400.00	$ 7,064.00
1	CONCRETE SIDEWALK	1766	5	35	3532	2	405	3057	15,285	1698.33	SY	$ 40.00	$ 67,933.33
6	CURB RAMP									6	EA	$ 1,200.00	$ 7,200.00
27	DRIVEWAYS (CONC)	15	5				405		75	225.00	SY	$ 50.00	$ 11,250.00
	COMERCIAL DRIVEWAYS (CONC)	25	5				0		125	0.00	SY	$ 50.00	$ -
												Olguin Court	$ 93,447.33

Sylvia Court

Item	Item Description	Street Length	Typical Sidewalk Width	Typical Street Width	Sidewalk Length (Both Sides)	Number of Intersecting Streets	Driveway Length	Total Sidewalk QTY (Minus DRWY)	Area (SF)	Quantity	Units	Unit Cost	Total
						0							
1	PREP ROW	1761								17.61	STA	$ 400.00	$ 7,044.00
1	CONCRETE SIDEWALK	1761	5	35	3522	0	210	3312	16,560	1840.00	SY	$ 40.00	$ 73,600.00
4	CURB RAMP									4	EA	$ 1,200.00	$ 4,800.00
14	DRIVEWAYS (CONC)	15	5				210		75	116.67	SY	$ 50.00	$ 5,833.33
	COMERCIAL DRIVEWAYS (CONC)	25	5				0		125	0.00	SY	$ 50.00	$ -
												Sylvia Court	$ 91,277.33

Dini Rozi Drive

Item	Item Description	Street Length	Typical Sidewalk Width	Typical Street Width	Sidewalk Length (Both Sides)	Number of Intersecting Streets	Driveway Length	Total Sidewalk QTY (Minus DRWY)	Area (SF)	Quantity	Units	Unit Cost	Total
						1							
1	PREP ROW	1725								17.25	STA	$ 400.00	$ 6,900.00
1	CONCRETE SIDEWALK	1725	5	35	3450	1	495	2920	14,600	1622.22	SY	$ 40.00	$ 64,888.89
4	CURB RAMP									4	EA	$ 1,200.00	$ 4,800.00
33	DRIVEWAYS (CONC)	15	5				495		75	275.00	SY	$ 50.00	$ 13,750.00
	COMERCIAL DRIVEWAYS (CONC)	25	5				0		125	0.00	SY	$ 50.00	$ -
												Dini Rozi Drive	$ 90,338.89

Figueroa Road

Item	Item Description	Street Length	Typical Sidewalk Width	Typical Street Width	Sidewalk Length (Both Sides)	Number of Intersecting Streets	Driveway Length	Total Sidewalk QTY (Minus DRWY)	Area (SF)	Quantity	Units	Unit Cost	Total
						1							
1	PREP ROW	1451								14.51	STA	$ 400.00	$ 5,804.00
1	CONCRETE SIDEWALK	1451	5	35	2902	1	195	2672	13,360	1484.44	SY	$ 40.00	$ 59,377.78
4	CURB RAMP									4	EA	$ 1,200.00	$ 4,800.00
13	DRIVEWAYS (CONC)	15	5				195		75	108.33	SY	$ 50.00	$ 5,416.67
	COMERCIAL DRIVEWAYS (CONC)	25	5				0		125	0.00	SY	$ 50.00	$ -
												Figueroa Road	$ 75,398.44

Kleppin Court

Item	Item Description	Street Length	Typical Sidewalk Width	Typical Street Width	Sidewalk Length (Both Sides)	Number of Intersecting Streets	Driveway Length	Total Sidewalk QTY (Minus DRWY)	Area (SF)	Quantity	Units	Unit Cost	Total
						0							
1	PREP ROW	478								4.78	STA	$ 400.00	$ 1,912.00
1	CONCRETE SIDEWALK	478	5	35	956	0	180	776	3,880	431.11	SY	$ 40.00	$ 17,244.44
6	CURB RAMP									6	EA	$ 1,200.00	$ 7,200.00
12	DRIVEWAYS (CONC)	15	5				180		75	100.00	SY	$ 50.00	$ 5,000.00
	COMERCIAL DRIVEWAYS (CONC)	25	5				0		125	0.00	SY	$ 50.00	$ -
												Kleppin Court	$ 31,356.44

Lisa Diane Road

Item	Item Description	Street Length	Typical Sidewalk Width	Typical Street Width	Sidewalk Length (Both Sides)	Number of Intersecting Streets	Driveway Length	Total Sidewalk QTY (Minus DRWY)	Area (SF)	Quantity	Units	Unit Cost	Total
						2							
1	PREP ROW	1278								12.78	STA	$ 400.00	$ 5,112.00
1	CONCRETE SIDEWALK	1278	5	35	2556	2	120	2366	11,830	1314.44	SY	$ 40.00	$ 52,577.78
2	CURB RAMP									2	EA	$ 1,200.00	$ 2,400.00
8	DRIVEWAYS (CONC)	15	5				120		75	66.67	SY	$ 50.00	$ 3,333.33
	COMERCIAL DRIVEWAYS (CONC)	25	5				0		125	0.00	SY	$ 50.00	$ -
												Lisa Diane Road	$ 63,423.11

Ernest Road

Item	Item Description	Street Length	Typical Sidewalk Width	Typical Street Width	Sidewalk Length (Both Sides)	Number of Intersecting Streets	Driveway Length	Total Sidewalk QTY (Minus DRWY)	Area (SF)	Quantity	Units	Unit Cost	Total
						2							
1	PREP ROW	661								6.61	STA	$ 400.00	$ 2,644.00
1	CONCRETE SIDEWALK	661	5	35	1322	2	105	1147	5,735	637.22	SY	$ 40.00	$ 25,488.89
10	CURB RAMP									10	EA	$ 1,200.00	$ 12,000.00
7	DRIVEWAYS (CONC)	15	5				105		75	58.33	SY	$ 50.00	$ 2,916.67
	COMERCIAL DRIVEWAYS (CONC)	25	5				0		125	0.00	SY	$ 50.00	$ -
												Ernest Road	$ 43,049.56

CITY OF SOCORRO
Master Sidewalk Plan
SECTION 2
7/17/2019

5 Ft Wide Sidewalks
4 Inch Depth Sidewalks

Flor Preciosa Lane

Item	Item Description	Street Length	Typical Sidewalk Width	Typical Street Width	Sidewalk Length (Both Sides)	Number of Intersecting Streets	Driveway Length	Total Sidewalk QTY (Minus DRWY)	Area (SF)	Quantity	Units	Unit Cost	Total
						2							
1	PREP ROW	1389								13.89	STA	$ 400.00	$ 5,556.00
1	CONCRETE SIDEWALK	1389	5	35	2778	2	165	2543	12,715	1412.78	SY	$ 40.00	$ 56,511.11
6	CURB RAMP									6	EA	$ 1,200.00	$ 7,200.00
11	DRIVEWAYS (CONC)	15	5				165		75	91.67	SY	$ 50.00	$ 4,583.33
	COMERCIAL DRIVEWAYS (CONC)	25	5				0		125	0.00	SY	$ 50.00	$ -
												Flor Preciosa Lane	$ 73,850.44

Flor del Rio Street

Item	Item Description	Street Length	Typical Sidewalk Width	Typical Street Width	Sidewalk Length (Both Sides)	Number of Intersecting Streets	Driveway Length	Total Sidewalk QTY (Minus DRWY)	Area (SF)	Quantity	Units	Unit Cost	Total
						2							
1	PREP ROW	3009								30.09	STA	$ 400.00	$ 12,036.00
1	CONCRETE SIDEWALK	3009	5	35	6018	2	555	5393	26,965	2996.11	SY	$ 40.00	$ 119,844.44
4	CURB RAMP									4	EA	$ 1,200.00	$ 4,800.00
37	DRIVEWAYS (CONC)	15	5				555		75	308.33	SY	$ 50.00	$ 15,416.67
	COMERCIAL DRIVEWAYS (CONC)	25	5				0		125	0.00	SY	$ 50.00	$ -
												Flor del Rio Street	$ 152,097.11

Flor del Sol Street

Item	Item Description	Street Length	Typical Sidewalk Width	Typical Street Width	Sidewalk Length (Both Sides)	Number of Intersecting Streets	Driveway Length	Total Sidewalk QTY (Minus DRWY)	Area (SF)	Quantity	Units	Unit Cost	Total
						5							
1	PREP ROW	2532								25.32	STA	$ 400.00	$ 10,128.00
1	CONCRETE SIDEWALK	2532	5	35	5064	5	435	4454	22,270	2474.44	SY	$ 40.00	$ 98,977.78
10	CURB RAMP									10	EA	$ 1,200.00	$ 12,000.00
29	DRIVEWAYS (CONC)	15	5				435		75	241.67	SY	$ 50.00	$ 12,083.33
	COMERCIAL DRIVEWAYS (CONC)	25	5				0		125	0.00	SY	$ 50.00	$ -
												Flor del Sol Street	$ 133,189.11

Flor del Sur Avenue

Item	Item Description	Street Length	Typical Sidewalk Width	Typical Street Width	Sidewalk Length (Both Sides)	Number of Intersecting Streets	Driveway Length	Total Sidewalk QTY (Minus DRWY)	Area (SF)	Quantity	Units	Unit Cost	Total
						1							
1	PREP ROW	850								8.5	STA	$ 400.00	$ 3,400.00
1	CONCRETE SIDEWALK	850	5	35	1700	1	75	1590	7,950	883.33	SY	$ 40.00	$ 35,333.33
4	CURB RAMP									4	EA	$ 1,200.00	$ 4,800.00
5	DRIVEWAYS (CONC)	15	5				75		75	41.67	SY	$ 50.00	$ 2,083.33
	COMERCIAL DRIVEWAYS (CONC)	25	5				0		125	0.00	SY	$ 50.00	$ -
												Flor del Sur Avenue	$ 45,616.67

Flor Amarilla Avenue

Item	Item Description	Street Length	Typical Sidewalk Width	Typical Street Width	Sidewalk Length (Both Sides)	Number of Intersecting Streets	Driveway Length	Total Sidewalk QTY (Minus DRWY)	Area (SF)	Quantity	Units	Unit Cost	Total
						0							
1	PREP ROW	904								9.04	STA	$ 400.00	$ 3,616.00
1	CONCRETE SIDEWALK	904	5	35	1808	0	225	1583	7,915	879.44	SY	$ 40.00	$ 35,177.78
2	CURB RAMP									2	EA	$ 1,200.00	$ 2,400.00
15	DRIVEWAYS (CONC)	15	5				225		75	125.00	SY	$ 50.00	$ 6,250.00
	COMERCIAL DRIVEWAYS (CONC)	25	5				0		125	0.00	SY	$ 50.00	$ -
												Flor Amarilla Avenue	$ 47,443.78

Flor Bonita Avenue

Item	Item Description	Street Length	Typical Sidewalk Width	Typical Street Width	Sidewalk Length (Both Sides)	Number of Intersecting Streets	Driveway Length	Total Sidewalk QTY (Minus DRWY)	Area (SF)	Quantity	Units	Unit Cost	Total
						6							
1	PREP ROW	2900								29	STA	$ 400.00	$ 11,600.00
1	CONCRETE SIDEWALK	2900	5	35	5800	6	285	5305	26,525	2947.22	SY	$ 40.00	$ 117,888.89
14	CURB RAMP									14	EA	$ 1,200.00	$ 16,800.00
19	DRIVEWAYS (CONC)	15	5				285		75	158.33	SY	$ 50.00	$ 7,916.67
	COMERCIAL DRIVEWAYS (CONC)	25	5				0		125	0.00	SY	$ 50.00	$ -
												Flor Bonita Avenue	$ 154,205.56

Flor Blanca Avenue

Item	Item Description	Street Length	Typical Sidewalk Width	Typical Street Width	Sidewalk Length (Both Sides)	Number of Intersecting Streets	Driveway Length	Total Sidewalk QTY (Minus DRWY)	Area (SF)	Quantity	Units	Unit Cost	Total
						1							
1	PREP ROW	874								8.74	STA	$ 400.00	$ 3,496.00
1	CONCRETE SIDEWALK	874	5	35	1748	1	210	1503	7,515	835.00	SY	$ 40.00	$ 33,400.00
6	CURB RAMP									6	EA	$ 1,200.00	$ 7,200.00
14	DRIVEWAYS (CONC)	15	5				210		75	116.67	SY	$ 50.00	$ 5,833.33
	COMERCIAL DRIVEWAYS (CONC)	25	5				0		125	0.00	SY	$ 50.00	$ -
												Flor Blanca Avenue	$ 49,929.33

Cabeza de Vaca Road

Item	Item Description	Street Length	Typical Sidewalk Width	Typical Street Width	Sidewalk Length (Both Sides)	Number of Intersecting Streets	Driveway Length	Total Sidewalk QTY (Minus DRWY)	Area (SF)	Quantity	Units	Unit Cost	Total
						7							
1	PREP ROW	1659								16.59	STA	$ 400.00	$ 6,636.00
1	CONCRETE SIDEWALK	1659	5	35	3318	7	165	2908	14,540	1615.56	SY	$ 40.00	$ 64,622.22
14	CURB RAMP									14	EA	$ 1,200.00	$ 16,800.00
11	DRIVEWAYS (CONC)	15	5				165		75	91.67	SY	$ 50.00	$ 4,583.33
	COMERCIAL DRIVEWAYS (CONC)	25	5				0		125	0.00	SY	$ 50.00	$ -
												Cabeza de Vaca Road	$ 92,641.56

Haney Road

Item	Item Description	Street Length	Typical Sidewalk Width	Typical Street Width	Sidewalk Length (Both Sides)	Number of Intersecting Streets	Driveway Length	Total Sidewalk QTY (Minus DRWY)	Area (SF)	Quantity	Units	Unit Cost	Total
						3							
1	PREP ROW	1757								17.57	STA	$ 400.00	$ 7,028.00
1	CONCRETE SIDEWALK	1757	5	35	3514	3	570	2839	14,195	1577.22	SY	$ 40.00	$ 63,088.89
8	CURB RAMP									8	EA	$ 1,200.00	$ 9,600.00
38	DRIVEWAYS (CONC)	15	5				570		75	316.67	SY	$ 50.00	$ 15,833.33
	COMERCIAL DRIVEWAYS (CONC)	25	5				0		125	0.00	SY	$ 50.00	$ -
												Haney Road	$ 95,550.22

CITY OF SOCORRO
Master Sidewalk Plan
SECTION 2
7/17/2019

5 Ft Wide Sidewalks
4 Inch Depth Sidewalks

Samalayucca Road

Item	Item Description	Street Length	Typical Sidewalk Width	Typical Street Width	Sidewalk Length (Both Sides)	Number of Intersecting Streets	Driveway Length	Total Sidewalk QTY (Minus DRWY)	Area (SF)	Quantity	Units	Unit Cost	Total
						0							
1	PREP ROW	977								9.77	STA	$ 400.00	$ 3,908.00
1	CONCRETE SIDEWALK	977	5	35	1954	0	105	1849	9,245	1027.22	SY	$ 40.00	$ 41,088.89
4	CURB RAMP									4	EA	$ 1,200.00	$ 4,800.00
7	DRIVEWAYS (CONC)	15	5				105		75	58.33	SY	$ 50.00	$ 2,916.67
	COMERCIAL DRIVEWAYS (CONC)	25	5				0		125	0.00	SY	$ 50.00	$ -
												Samalayucca Road	$ 52,713.56

Sylvia Drive

Item	Item Description	Street Length	Typical Sidewalk Width	Typical Street Width	Sidewalk Length (Both Sides)	Number of Intersecting Streets	Driveway Length	Total Sidewalk QTY (Minus DRWY)	Area (SF)	Quantity	Units	Unit Cost	Total
1	PREP ROW	775								7.75	STA	$ 400.00	$ 3,100.00
1	CONCRETE SIDEWALK	775	5	35	1550	0	285	1265	6,325	702.78	SY	$ 40.00	$ 28,111.11
4	CURB RAMP									4	EA	$ 1,200.00	$ 4,800.00
19	DRIVEWAYS (CONC)	15	5				285		75	158.33	SY	$ 50.00	$ 7,916.67
	COMERCIAL DRIVEWAYS (CONC)	25	5				0		125	0.00	SY	$ 50.00	$ -
												Sylvia Drive	$ 43,927.78

Alameda Avenue

Item	Item Description	Street Length	Typical Sidewalk Width	Typical Street Width	Sidewalk Length (Both Sides)	Number of Intersecting Streets	Driveway Length	Total Sidewalk QTY (Minus DRWY)	Area (SF)	Quantity	Units	Unit Cost	Total
						2							
1	PREP ROW	5554								55.54	STA	$ 400.00	$ 22,216.00
1	CONCRETE SIDEWALK	5554	5	35	11108	2	410	10628	53,140	5904.44	SY	$ 40.00	$ 236,177.78
	CURB RAMP									0	EA	$ 1,200.00	$ -
4	DRIVEWAYS (CONC)	15	5				60		75	33.33	SY	$ 50.00	$ 1,666.67
14	COMERCIAL DRIVEWAYS (CONC)	25	5				350		125	194.44	SY	$ 50.00	$ 9,722.22
												Alameda Avenue	$ 269,782.67

Melton Road

Item	Item Description	Street Length	Typical Sidewalk Width	Typical Street Width	Sidewalk Length (Both Sides)	Number of Intersecting Streets	Driveway Length	Total Sidewalk QTY (Minus DRWY)	Area (SF)	Quantity	Units	Unit Cost	Total
						0							
1	PREP ROW	1056								10.56	STA	$ 400.00	$ 4,224.00
1	CONCRETE SIDEWALK	1056	5	35	2112	0	350	1762	8,810	978.89	SY	$ 40.00	$ 39,155.56
4	CURB RAMP									4	EA	$ 1,200.00	$ 4,800.00
20	DRIVEWAYS (CONC)	15	5				300		75	166.67	SY	$ 50.00	$ 8,333.33
2	COMERCIAL DRIVEWAYS (CONC)	25	5				50		125	27.78	SY	$ 50.00	$ 1,388.89
												Melton Road	$ 57,901.78

Pretty Acres Lane

Item	Item Description	Street Length	Typical Sidewalk Width	Typical Street Width	Sidewalk Length (Both Sides)	Number of Intersecting Streets	Driveway Length	Total Sidewalk QTY (Minus DRWY)	Area (SF)	Quantity	Units	Unit Cost	Total
						0							
1	PREP ROW	921								9.21	STA	$ 400.00	$ 3,684.00
1	CONCRETE SIDEWALK	921	5	35	1842	0	210	1632	8,160	906.67	SY	$ 40.00	$ 36,266.67
2	CURB RAMP									2	EA	$ 1,200.00	$ 2,400.00
14	DRIVEWAYS (CONC)	15	5				210		75	116.67	SY	$ 50.00	$ 5,833.33
	COMERCIAL DRIVEWAYS (CONC)	25	5				0		125	0.00	SY	$ 50.00	$ -
												Pretty Acres Lane	$ 48,184.00

Paul Jason Drive

Item	Item Description	Street Length	Typical Sidewalk Width	Typical Street Width	Sidewalk Length (Both Sides)	Number of Intersecting Streets	Driveway Length	Total Sidewalk QTY (Minus DRWY)	Area (SF)	Quantity	Units	Unit Cost	Total
						0							
1	PREP ROW	406								4.06	STA	$ 400.00	$ 1,624.00
1	CONCRETE SIDEWALK	406	5	35	812	0	150	662	3,310	367.78	SY	$ 40.00	$ 14,711.11
2	CURB RAMP									2	EA	$ 1,200.00	$ 2,400.00
10	DRIVEWAYS (CONC)	15	5				150		75	83.33	SY	$ 50.00	$ 4,166.67
	COMERCIAL DRIVEWAYS (CONC)	25	5				0		125	0.00	SY	$ 50.00	$ -
												Paul Jason Drive	$ 22,901.78

Bejar Drive

Item	Item Description	Street Length	Typical Sidewalk Width	Typical Street Width	Sidewalk Length (Both Sides)	Number of Intersecting Streets	Driveway Length	Total Sidewalk QTY (Minus DRWY)	Area (SF)	Quantity	Units	Unit Cost	Total
						1							
1	PREP ROW	1394								13.94	STA	$ 400.00	$ 5,576.00
1	CONCRETE SIDEWALK	1394	5	35	2788	1	330	2423	12,115	1346.11	SY	$ 40.00	$ 53,844.44
6	CURB RAMP									6	EA	$ 1,200.00	$ 7,200.00
22	DRIVEWAYS (CONC)	15	5				330		75	183.33	SY	$ 50.00	$ 9,166.67
	COMERCIAL DRIVEWAYS (CONC)	25	5				0		125	0.00	SY	$ 50.00	$ -
												Bejar Drive	$ 75,787.11

Flor Tulipan Street

Item	Item Description	Street Length	Typical Sidewalk Width	Typical Street Width	Sidewalk Length (Both Sides)	Number of Intersecting Streets	Driveway Length	Total Sidewalk QTY (Minus DRWY)	Area (SF)	Quantity	Units	Unit Cost	Total
						0							
1	PREP ROW	519								5.19	STA	$ 400.00	$ 2,076.00
1	CONCRETE SIDEWALK	519	5	35	1038	0	90	948	4,740	526.67	SY	$ 40.00	$ 21,066.67
2	CURB RAMP									2	EA	$ 1,200.00	$ 2,400.00
6	DRIVEWAYS (CONC)	15	5				90		75	50.00	SY	$ 50.00	$ 2,500.00
	COMERCIAL DRIVEWAYS (CONC)	25	5				0		125	0.00	SY	$ 50.00	$ -
												Flor Tulipan Street	$ 28,042.67

Jorge Road

Item	Item Description	Street Length	Typical Sidewalk Width	Typical Street Width	Sidewalk Length (Both Sides)	Number of Intersecting Streets	Driveway Length	Total Sidewalk QTY (Minus DRWY)	Area (SF)	Quantity	Units	Unit Cost	Total
						1							
1	PREP ROW	581								5.81	STA	$ 400.00	$ 2,324.00
1	CONCRETE SIDEWALK	581	5	35	1162	1	120	1007	5,035	559.44	SY	$ 40.00	$ 22,377.78
2	CURB RAMP									2	EA	$ 1,200.00	$ 2,400.00
8	DRIVEWAYS (CONC)	15	5				120		75	66.67	SY	$ 50.00	$ 3,333.33
	COMERCIAL DRIVEWAYS (CONC)	25	5				0		125	0.00	SY	$ 50.00	$ -
												Jorge Road	$ 30,435.11

CITY OF SOCORRO
Master Sidewalk Plan
SECTION 2
7/17/2019

5 Ft Wide Sidewalks
4 Inch Depth Sidewalks

Flor Marsha Street

Item	Item Description	Street Length	Typical Sidewalk Width	Typical Street Width	Sidewalk Length (Both Sides)	Number of Intersecting Streets	Driveway Length	Total Sidewalk QTY (Minus DRWY)	Area (SF)	Quantity	Units	Unit Cost	Total
						0							
1	PREP ROW	465								4.65	STA	$ 400.00	$ 1,860.00
1	CONCRETE SIDEWALK	465	5	35	930	0	105	825	4,125	458.33	SY	$ 40.00	$ 18,333.33
2	CURB RAMP									2	EA	$ 1,200.00	$ 2,400.00
7	DRIVEWAYS (CONC)	15	5				105		75	58.33	SY	$ 50.00	$ 2,916.67
	COMERCIAL DRIVEWAYS (CONC)	25	5				0		125	0.00	SY	$ 50.00	$ -
												Flor Marsha Street	**$ 25,510.00**

Flor Morada Road

Item	Item Description	Street Length	Typical Sidewalk Width	Typical Street Width	Sidewalk Length (Both Sides)	Number of Intersecting Streets	Driveway Length	Total Sidewalk QTY (Minus DRWY)	Area (SF)	Quantity	Units	Unit Cost	Total
						0							
1	PREP ROW	339								3.39	STA	$ 400.00	$ 1,356.00
1	CONCRETE SIDEWALK	339	5	35	678	0	75	603	3,015	335.00	SY	$ 40.00	$ 13,400.00
2	CURB RAMP									2	EA	$ 1,200.00	$ 2,400.00
5	DRIVEWAYS (CONC)	15	5				75		75	41.67	SY	$ 50.00	$ 2,083.33
	COMERCIAL DRIVEWAYS (CONC)	25	5				0		125	0.00	SY	$ 50.00	$ -
												Flor Morada Road	**$ 19,239.33**

Socorro Road

Item	Item Description	Street Length	Typical Sidewalk Width	Typical Street Width	Sidewalk Length (Both Sides)	Number of Intersecting Streets	Driveway Length	Total Sidewalk QTY (Minus DRWY)	Area (SF)	Quantity	Units	Unit Cost	Total
						7							
1	PREP ROW	5699								56.99	STA	$ 400.00	$ 22,796.00
1	CONCRETE SIDEWALK	5699	5	35	11398	7	1110	10043	50,215	5579.44	SY	$ 40.00	$ 223,177.78
14	CURB RAMP									14	EA	$ 1,200.00	$ 16,800.00
14	DRIVEWAYS (CONC)	15	5				210		75	116.67	SY	$ 50.00	$ 5,833.33
36	COMERCIAL DRIVEWAYS (CONC)	25	5				900		125	500.00	SY	$ 50.00	$ 25,000.00
												Socorro Road	**$ 293,607.11**

Passmore Road

Item	Item Description	Street Length	Typical Sidewalk Width	Typical Street Width	Sidewalk Length (Both Sides)	Number of Intersecting Streets	Driveway Length	Total Sidewalk QTY (Minus DRWY)	Area (SF)	Quantity	Units	Unit Cost	Total
						7							
1	PREP ROW	6560								65.6	STA	$ 400.00	$ 26,240.00
1	CONCRETE SIDEWALK	6560	5	35	13120	7	615	12260	61,300	6811.11	SY	$ 40.00	$ 272,444.44
14	CURB RAMP									14	EA	$ 1,200.00	$ 16,800.00
41	DRIVEWAYS (CONC)	15	5				615		75	341.67	SY	$ 50.00	$ 17,083.33
	COMERCIAL DRIVEWAYS (CONC)	25	5				0		125	0.00	SY	$ 50.00	$ -
												Passmore Road	**$ 332,567.78**

												Construction Subtotal	**$ 2,749,120.89**
	SURVEYING										LS	3.00%	$ 82,473.63
	CONSTRUCTION MOBILIZATION										LS	5.00%	$ 137,456.04
	SWP3 (Storm Water Pollution Prevention Plan)										LS	5.00%	$ 137,456.04
	CONTINGENCY										LS	15.00%	$ 412,368.13
												SECTION 2 CONSTRUCTION TOTAL =	**$ 3,518,874.74**

CITY OF SOCORRO
Master Sidewalk Plan
SECTION 3
7/17/2019

5 Ft Wide Sidewalks
4 Inch Depth Sidewalks

Alameda Avenue

Item QTY	Item Description	Street Length	Typical Sidewalk Width	Typical Street Width	Sidewalk Length (Both Sides)	Number of Intersecting Streets	Driveway Length	Total Sidewalk QTY (Minus DRWY)	Area (SF)	Quantity	Units	Unit Cost	Total
						3							
1	PREP ROW	7523								75.23	STA	$ 400.00	$ 30,092.00
1	CONCRETE SIDEWALK	7523	5	35	15046	3	0	14941	74705	8300.56	SY	$ 40.00	$ 332,022.22
6	CURB RAMP									6	EA	$ 1,200.00	$ 7,200.00
0	DRIVEWAYS (CONC)	15	5				0		75	0.00	SY	$ 50.00	$ -
0	COMERCIAL DRIVEWAYS (CONC)	25	5				0		125	0.00	SY	$ 50.00	$ -
												Alameda Avenue	**$ 369,314.22**

Tassie Way

Item	Item Description	Street Length	Typical Sidewalk Width	Typical Street Width	Sidewalk Length (Both Sides)	Number of Intersecting Streets	Driveway Length	Total Sidewalk QTY (Minus DRWY)	Area (SF)	Quantity	Units	Unit Cost	Total
						3							
1	PREP ROW	1173								11.73	STA	$ 400.00	$ 4,692.00
1	CONCRETE SIDEWALK	1173	5	35	2346	3	375	1866	9330	1036.67	SY	$ 40.00	$ 41,466.67
16	CURB RAMP									16	EA	$ 1,200.00	$ 19,200.00
25	DRIVEWAYS (CONC)	15	5				375		75	208.33	SY	$ 50.00	$ 10,416.67
	COMERCIAL DRIVEWAYS (CONC)	25	5				0		125	0.00	SY	$ 50.00	$ -
												Tassie Way	**$ 75,775.33**

Mirisa Drive

Item	Item Description	Street Length	Typical Sidewalk Width	Typical Street Width	Sidewalk Length (Both Sides)	Number of Intersecting Streets	Driveway Length	Total Sidewalk QTY (Minus DRWY)	Area (SF)	Quantity	Units	Unit Cost	Total
						0							
1	PREP ROW	439								4.39	STA	$ 400.00	$ 1,756.00
1	CONCRETE SIDEWALK	439	5	35	878	0	120	758	3790	421.11	SY	$ 40.00	$ 16,844.44
4	CURB RAMP									4	EA	$ 1,200.00	$ 4,800.00
8	DRIVEWAYS (CONC)	15	5				120		75	66.67	SY	$ 50.00	$ 3,333.33
	COMERCIAL DRIVEWAYS (CONC)	25	5				0		125	0.00	SY	$ 50.00	$ -
												Mirisa Drive	**$ 26,733.78**

Carrillo Lane

Item	Item Description	Street Length	Typical Sidewalk Width	Typical Street Width	Sidewalk Length (Both Sides)	Number of Intersecting Streets	Driveway Length	Total Sidewalk QTY (Minus DRWY)	Area (SF)	Quantity	Units	Unit Cost	Total
						0							
1	PREP ROW	1912								19.12	STA	$ 400.00	$ 7,648.00
1	5' CONCRETE SIDEWALK	1912	5	35	3824		285	3539	17695	1966.11	SY	$ 44.00	$ 86,508.89
2	CURB RAMP TY 7									2	EA	$ 1,200.00	$ 2,400.00
19	DRIVEWAYS (CONC)	15	5				285		75	158.33	SY	$ 44.00	$ 6,966.67
	COMERCIAL DRIVEWAYS (CONC)	25	5						125	0.00	SY	$ 88.00	$ -
												Carrillo Lane	**$ 103,523.56**

Bovee Road

Item	Item Description	Street Length	Typical Sidewalk Width	Typical Street Width	Sidewalk Length (Both Sides)	Number of Intersecting Streets	Driveway Length	Total Sidewalk QTY (Minus DRWY)	Area (SF)	Quantity	Units	Unit Cost	Total
						0							
1	PREP ROW	8065								80.65	STA	$ 400.00	$ 32,260.00
1	CONCRETE SIDEWALK	8065	5	35	16130	0	105	16025	80,125	8902.78	SY	$ 40.00	$ 356,111.11
2	CURB RAMP									2	EA	$ 1,200.00	$ 2,400.00
7	DRIVEWAYS (CONC)	15	5				105		75	58.33	SY	$ 50.00	$ 2,916.67
	COMERCIAL DRIVEWAYS (CONC)	25	5				0		125	0.00	SY	$ 50.00	$ -
												Bovee Road	**$ 393,687.78**

Socorro Road

Item	Item Description	Street Length	Typical Sidewalk Width	Typical Street Width	Sidewalk Length (Both Sides)	Number of Intersecting Streets	Driveway Length	Total Sidewalk QTY (Minus DRWY)	Area (SF)	Quantity	Units	Unit Cost	Total
						7							
1	PREP ROW	6896								68.96	STA	$ 400.00	$ 27,584.00
1	CONCRETE SIDEWALK	6896	5	35	13792	7	945	12602	63,010	7001.11	SY	$ 40.00	$ 280,044.44
8	CURB RAMP									8	EA	$ 1,200.00	$ 9,600.00
63	DRIVEWAYS (CONC)	15	5				945		75	525.00	SY	$ 50.00	$ 26,250.00
	COMERCIAL DRIVEWAYS (CONC)	25	5				0		125	0.00	SY	$ 50.00	$ -
												Socorro Road	**$ 343,478.44**

Raymundo Road

Item	Item Description	Street Length	Typical Sidewalk Width	Typical Street Width	Sidewalk Length (Both Sides)	Number of Intersecting Streets	Driveway Length	Total Sidewalk QTY (Minus DRWY)	Area (SF)	Quantity	Units	Unit Cost	Total
						0							
1	PREP ROW	1092								10.92	STA	$ 400.00	$ 4,368.00
1	CONCRETE SIDEWALK	1092	5	35	2184	0	90	2094	10,470	1163.33	SY	$ 40.00	$ 46,533.33
2	CURB RAMP									2	EA	$ 1,200.00	$ 2,400.00
6	DRIVEWAYS (CONC)	15	5				90		75	50.00	SY	$ 50.00	$ 2,500.00
	COMERCIAL DRIVEWAYS (CONC)	25	5				0		125	0.00	SY	$ 50.00	$ -
												Raymundo Road	**$ 55,801.33**

Arzate Place

Item	Item Description	Street Length	Typical Sidewalk Width	Typical Street Width	Sidewalk Length (Both Sides)	Number of Intersecting Streets	Driveway Length	Total Sidewalk QTY (Minus DRWY)	Area (SF)	Quantity	Units	Unit Cost	Total
						1							
1	PREP ROW	824								8.24	STA	$ 400.00	$ 3,296.00
1	CONCRETE SIDEWALK	824	5	35	1648	1	165	1448	7,240	804.44	SY	$ 40.00	$ 32,177.78
2	CURB RAMP									2	EA	$ 1,200.00	$ 2,400.00
11	DRIVEWAYS (CONC)	15	5				165		75	91.67	SY	$ 50.00	$ 4,583.33
	COMERCIAL DRIVEWAYS (CONC)	25	5				0		125	0.00	SY	$ 50.00	$ -
												Arzate Place	**$ 42,457.11**

CITY OF SOCORRO
Master Sidewalk Plan
SECTION 3
7/17/2019

5 Ft Wide Sidewalks
4 Inch Depth Sidewalks

Anahi Court

Item	Item Description	Street Length	Typical Sidewalk Width	Typical Street Width	Sidewalk Length (Both Sides)	Number of Intersecting Streets	Driveway Length	Total Sidewalk QTY (Minus DRWY)	Area (SF)	Quantity	Units	Unit Cost	Total
						0							
1	PREP ROW	393								3.93	STA	$ 400.00	$ 1,572.00
1	CONCRETE SIDEWALK	393	5	35	786	0	150	636	3,180	353.33	SY	$ 40.00	$ 14,133.33
2	CURB RAMP									2	EA	$ 1,200.00	$ 2,400.00
10	DRIVEWAYS (CONC)	15	5				150		75	83.33	SY	$ 50.00	$ 4,166.67
	COMERCIAL DRIVEWAYS (CONC)	25	5				0		125	0.00	SY	$ 50.00	$ -
												Anahi Court	**$ 22,272.00**

Melinda Street

Item	Item Description	Street Length	Typical Sidewalk Width	Typical Street Width	Sidewalk Length (Both Sides)	Number of Intersecting Streets	Driveway Length	Total Sidewalk QTY (Minus DRWY)	Area (SF)	Quantity	Units	Unit Cost	Total
						0							
1	PREP ROW	1020								10.2	STA	$ 400.00	$ 4,080.00
1	CONCRETE SIDEWALK	1020	5	35	2040	0	255	1785	8,925	991.67	SY	$ 40.00	$ 39,666.67
2	CURB RAMP									2	EA	$ 1,200.00	$ 2,400.00
17	DRIVEWAYS (CONC)	15	5				255		75	141.67	SY	$ 50.00	$ 7,083.33
	COMERCIAL DRIVEWAYS (CONC)	25	5				0		125	0.00	SY	$ 50.00	$ -
												Melinda Street	**$ 53,230.00**

Villas del Valle Drive

Item	Item Description	Street Length	Typical Sidewalk Width	Typical Street Width	Sidewalk Length (Both Sides)	Number of Intersecting Streets	Driveway Length	Total Sidewalk QTY (Minus DRWY)	Area (SF)	Quantity	Units	Unit Cost	Total
						0							
1	PREP ROW	530								5.3	STA	$ 400.00	$ 2,120.00
1	CONCRETE SIDEWALK	530	5	35	1060	0	255	805	4,025	447.22	SY	$ 40.00	$ 17,888.89
2	CURB RAMP									2	EA	$ 1,200.00	$ 2,400.00
17	DRIVEWAYS (CONC)	15	5				255		75	141.67	SY	$ 50.00	$ 7,083.33
	COMERCIAL DRIVEWAYS (CONC)	25	5				0		125	0.00	SY	$ 50.00	$ -
												Villas del Valle Drive	**$ 29,492.22**

			Construction Subtotal	**$ 1,515,765.78**
	SURVEYING	LS	3.00%	$ 45,472.97
	CONSTRUCTION MOBILIZATION	LS	5.00%	$ 75,788.29
	SWP3 (Storm Water Pollution Prevention Plan)	LS	5.00%	$ 75,788.29
	CONTINGENCY	LS	15.00%	$ 227,364.87
			SECTION 3 CONSTRUCTION TOTAL =	**$1,940,180.20**

CITY OF SOCORRO
Master Sidewalk Plan
SECTION 4
7/17/2019

5 Ft Wide Sidewalks
4 Inch Depth Sidewalks

Socorro Road

Item QTY	Item Description	Street Length	Typical Sidewalk Width (FT)	Typical Street Width	Sidewalk Length (Both Sides)	Number of Intersecting Streets	Driveway Length	Total Sidewalk QTY (Minus DRWY)	Area (SF)	Quantity	Units	Unit Cost	Total
						1							
1	PREP ROW	6896								68.96	STA	$ 400.00	$ 27,584.00
1	CONCRETE SIDEWALK	6896	5	35	13792	1	1090	12667	63,335	7037.22	SY	$ 40.00	$ 281,488.89
14	CURB RAMP									14	EA	$ 1,200.00	$ 16,800.00
46	DRIVEWAYS (CONC)	15	5				690		75	383.33	SY	$ 50.00	$ 19,166.67
16	COMERCIAL DRIVEWAYS (CONC)	25	5				400		125	222.22	SY	$ 50.00	$ 11,111.11
												Socorro Road	$ 356,150.67

Nicholas Road

Item	Item Description	Street Length	Typical Sidewalk Width	Typical Street Width	Sidewalk Length (Both Sides)	Number of Intersecting Streets	Driveway Length	Total Sidewalk QTY (Minus DRWY)	Area (SF)	Quantity	Units	Unit Cost	Total
						1							
1	PREP ROW	1739								17.39	STA	$ 400.00	$ 6,956.00
1	CONCRETE SIDEWALK	1739	5	35	3478	1	765	2678	13390	1487.78	SY	$ 40.00	$ 59,511.11
4	CURB RAMP									4	EA	$ 1,200.00	$ 4,800.00
41	DRIVEWAYS (CONC)	15	5				615		75	341.67	SY	$ 50.00	$ 17,083.33
6	COMERCIAL DRIVEWAYS (CONC)	25	5				150		125	83.33	SY	$ 50.00	$ 4,166.67
												Nicholas Road	$ 92,517.11

Alameda Avenue

Item	Item Description	Street Length	Typical Sidewalk Width	Typical Street Width	Sidewalk Length (Both Sides)	Number of Intersecting Streets	Driveway Length	Total Sidewalk QTY (Minus DRWY)	Area (SF)	Quantity	Units	Unit Cost	Total
						3							
1	PREP ROW	10575								105.75	STA	$ 400.00	$ 42,300.00
1	5' CONCRETE SIDEWALK	10575	5	35	21150	3	25	21020	105100	11677.78	SY	$ 40.00	$ 467,111.11
4	CURB RAMP TY 7									4	EA	$ 1,200.00	$ 4,800.00
	DRIVEWAYS (CONC)	15	5				0		75	0.00	SY	$ 50.00	$ -
1	COMERCIAL DRIVEWAYS (CONC)	25	5				25		125	13.89	SY	$ 50.00	$ 694.44
												Alameda Avenue	$ 514,905.56

Rio Visa Road

Item	Item Description	Street Length	Typical Sidewalk Width	Typical Street Width	Sidewalk Length (Both Sides)	Number of Intersecting Streets	Driveway Length	Total Sidewalk QTY (Minus DRWY)	Area (SF)	Quantity	Units	Unit Cost	Total
						2							
1	PREP ROW	1102								11.02	STA	$ 400.00	$ 4,408.00
1	5' CONCRETE SIDEWALK	1102	5	35	2204	2	255	1879	9395	1043.89	SY	$ 40.00	$ 41,755.56
8	CURB RAMP TY 7									8	EA	$ 1,200.00	$ 9,600.00
17	DRIVEWAYS (CONC)	15	5				255		75	141.67	SY	$ 50.00	$ 7,083.33
	COMERCIAL DRIVEWAYS (CONC)	25	5				0		125	0.00	SY	$ 50.00	$ -
												Rio Visa Road	$ 62,846.89

Kendrick Circle

Item	Item Description	Street Length	Typical Sidewalk Width	Typical Street Width	Sidewalk Length (Both Sides)	Number of Intersecting Streets	Driveway Length	Total Sidewalk QTY (Minus DRWY)	Area (SF)	Quantity	Units	Unit Cost	Total
						3							
1	PREP ROW	2771								27.71	STA	$ 400.00	$ 11,084.00
1	5' CONCRETE SIDEWALK	2771	5	35	5542	3	990	4447	22235	2470.56	SY	$ 40.00	$ 98,822.22
10	CURB RAMP TY 7									10	EA	$ 1,200.00	$ 12,000.00
66	DRIVEWAYS (CONC)	15	5				990		75	550.00	SY	$ 50.00	$ 27,500.00
	COMERCIAL DRIVEWAYS (CONC)	25	5				0		125	0.00	SY	$ 50.00	$ -
												Kendrick Circle	$ 149,406.22

Ensenada Way

Item	Item Description	Street Length	Typical Sidewalk Width	Typical Street Width	Sidewalk Length (Both Sides)	Number of Intersecting Streets	Driveway Length	Total Sidewalk QTY (Minus DRWY)	Area (SF)	Quantity	Units	Unit Cost	Total
						0							
1	PREP ROW	695								6.95	STA	$ 400.00	$ 2,780.00
1	5' CONCRETE SIDEWALK	695	5	35	1390	0	225	1165	5825	647.22	SY	$ 40.00	$ 25,888.89
4	CURB RAMP TY 7									4	EA	$ 1,200.00	$ 4,800.00
15	DRIVEWAYS (CONC)	15	5				225		75	125.00	SY	$ 50.00	$ 6,250.00
	COMERCIAL DRIVEWAYS (CONC)	25	5				0		125	0.00	SY	$ 50.00	$ -
												Ensenada Way	$ 39,718.89

Conquistador Drive

Item	Item Description	Street Length	Typical Sidewalk Width	Typical Street Width	Sidewalk Length (Both Sides)	Number of Intersecting Streets	Driveway Length	Total Sidewalk QTY (Minus DRWY)	Area (SF)	Quantity	Units	Unit Cost	Total
						3							
1	PREP ROW	2299								22.99	STA	$ 400.00	$ 9,196.00
1	5' CONCRETE SIDEWALK	2299	5	35	4598	3	810	3683	18415	2046.11	SY	$ 40.00	$ 81,844.44
10	CURB RAMP TY 7									10	EA	$ 1,200.00	$ 12,000.00
54	DRIVEWAYS (CONC)	15	5				810		75	450.00	SY	$ 50.00	$ 22,500.00
	COMERCIAL DRIVEWAYS (CONC)	25	5				0		125	0.00	SY	$ 50.00	$ -
												Conquistador Drive	$ 125,540.44

CITY OF SOCORRO
Master Sidewalk Plan
SECTION 4
7/17/2019

5 Ft Wide Sidewalks
4 Inch Depth Sidewalks

Haynes Road

Item	Item Description	Street Length	Typical Sidewalk Width	Typical Street Width	Sidewalk Length (Both Sides)	Number of Intersecting Streets	Driveway Length	Total Sidewalk QTY (Minus DRWY)	Area (SF)	Quantity	Units	Unit Cost	Total
						5							
1	PREP ROW	2352								23.52	STA	$ 400.00	$ 9,408.00
1	5' CONCRETE SIDEWALK	2352	5	35	4704	5	645	3884	19420	2157.78	SY	$ 40.00	$ 86,311.11
14	CURB RAMP TY 7									14	EA	$ 1,200.00	$ 16,800.00
43	DRIVEWAYS (CONC)	15	5				645		75	358.33	SY	$ 50.00	$ 17,916.67
	COMERCIAL DRIVEWAYS (CONC)	25	5				0		125	0.00	SY	$ 50.00	$ -
												Haynes Road	**$ 130,435.78**

S. Moon Street

Item	Item Description	Street Length	Typical Sidewalk Width	Typical Street Width	Sidewalk Length (Both Sides)	Number of Intersecting Streets	Driveway Length	Total Sidewalk QTY (Minus DRWY)	Area (SF)	Quantity	Units	Unit Cost	Total
1	PREP ROW	2980								29.8	STA	$ 400.00	$ 11,920.00
1	5' CONCRETE SIDEWALK	2980	5	35	5960	0	665	5295	26475	2941.67	SY	$ 40.00	$ 117,666.67
6	CURB RAMP TY 7									6	EA	$ 1,200.00	$ 7,200.00
41	DRIVEWAYS (CONC)	15	5				615		75	341.67	SY	$ 50.00	$ 17,083.33
2	COMERCIAL DRIVEWAYS (CONC)	25	5				50		125	27.78	SY	$ 50.00	$ 1,388.89
												S. Moon Street	**$ 155,258.89**

Galleon Lane

Item	Item Description	Street Length	Typical Sidewalk Width	Typical Street Width	Sidewalk Length (Both Sides)	Number of Intersecting Streets	Driveway Length	Total Sidewalk QTY (Minus DRWY)	Area (SF)	Quantity	Units	Unit Cost	Total
						1							
1	PREP ROW	772								7.72	STA	$ 400.00	$ 3,088.00
1	5' CONCRETE SIDEWALK	772	5	35	1544	1	210	1299	6495	721.67	SY	$ 40.00	$ 28,866.67
6	CURB RAMP TY 7									6	EA	$ 1,200.00	$ 7,200.00
14	DRIVEWAYS (CONC)	15	5				210		75	116.67	SY	$ 50.00	$ 5,833.33
	COMERCIAL DRIVEWAYS (CONC)	25	5				0		125	0.00	SY	$ 50.00	$ -
												Galleon Lane	**$ 44,988.00**

Carreta Lane

Item	Item Description	Street Length	Typical Sidewalk Width	Typical Street Width	Sidewalk Length (Both Sides)	Number of Intersecting Streets	Driveway Length	Total Sidewalk QTY (Minus DRWY)	Area (SF)	Quantity	Units	Unit Cost	Total
						2							
1	PREP ROW	1002								10.02	STA	$ 400.00	$ 4,008.00
1	5' CONCRETE SIDEWALK	1002	5	35	2004	2	180	1754	8770	974.44	SY	$ 40.00	$ 38,977.78
6	CURB RAMP TY 7									6	EA	$ 1,200.00	$ 7,200.00
12	DRIVEWAYS (CONC)	15	5				180		75	100.00	SY	$ 50.00	$ 5,000.00
	COMERCIAL DRIVEWAYS (CONC)	25	5				0		125	0.00	SY	$ 50.00	$ -
												Carreta Lane	**$ 55,185.78**

Lanza Lane

Item	Item Description	Street Length	Typical Sidewalk Width	Typical Street Width	Sidewalk Length (Both Sides)	Number of Intersecting Streets	Driveway Length	Total Sidewalk QTY (Minus DRWY)	Area (SF)	Quantity	Units	Unit Cost	Total
						0							
1	PREP ROW	556								5.56	STA	$ 400.00	$ 2,224.00
1	5' CONCRETE SIDEWALK	556	5	35	1112	0	135	977	4885	542.78	SY	$ 40.00	$ 21,711.11
4	CURB RAMP TY 7									4	EA	$ 1,200.00	$ 4,800.00
9	DRIVEWAYS (CONC)	15	5				135		75	75.00	SY	$ 50.00	$ 3,750.00
	COMERCIAL DRIVEWAYS (CONC)	25	5				0		125	0.00	SY	$ 50.00	$ -
												Lanza Lane	**$ 32,485.11**

Marquez Road

Item	Item Description	Street Length	Typical Sidewalk Width	Typical Street Width	Sidewalk Length (Both Sides)	Number of Intersecting Streets	Driveway Length	Total Sidewalk QTY (Minus DRWY)	Area (SF)	Quantity	Units	Unit Cost	Total
						0							
1	CLEAR AND GRUB	1624								16.24	STA	$ 400.00	$ 6,496.00
1	5' CONCRETE SIDEWALK	1624	5	35	3248	0	365	2883	14415	1601.67	SY	$ 40.00	$ 64,066.67
12	CURB RAMP TY 7									12	EA	$ 1,200.00	$ 14,400.00
21	DRIVEWAYS (CONC)	15	5				315		75	175.00	SY	$ 50.00	$ 8,750.00
2	COMERCIAL DRIVEWAYS (CONC)	25	5				50		125	27.78	SY	$ 50.00	$ 1,388.89
												Marquez Road	**$ 95,101.56**

Corinth Court

Item	Item Description	Street Length	Typical Sidewalk Width	Typical Street Width	Sidewalk Length (Both Sides)	Number of Intersecting Streets	Driveway Length	Total Sidewalk QTY (Minus DRWY)	Area (SF)	Quantity	Units	Unit Cost	Total
						0							
1	PREP ROW	586								5.86	STA	$ 400.00	$ 2,344.00
1	5' CONCRETE SIDEWALK	586	5	35	1172	0	105	1067	5335	592.78	SY	$ 40.00	$ 23,711.11
2	CURB RAMP TY 7									2	EA	$ 1,200.00	$ 2,400.00
7	DRIVEWAYS (CONC)	15	5				105		75	58.33	SY	$ 50.00	$ 2,916.67
	COMERCIAL DRIVEWAYS (CONC)	25	5				0		125	0.00	SY	$ 50.00	$ -
												Corinth Court	**$ 31,371.78**

CITY OF SOCORRO
Master Sidewalk Plan
SECTION 4
7/17/2019

5 Ft Wide Sidewalks
4 Inch Depth Sidewalks

De Vaca Court

Item	Item Description	Street Length	Typical Sidewalk Width	Typical Street Width	Sidewalk Length (Both Sides)	Number of Intersecting Streets	Driveway Length	Total Sidewalk QTY (Minus DRWY)	Area (SF)	Quantity	Units	Unit Cost	Total
						0							
1	PREP ROW	268								2.68	STA	$ 400.00	$ 1,072.00
1	5' CONCRETE SIDEWALK	268	5	35	536	0	105	431	2155	239.44	SY	$ 40.00	$ 9,577.78
2	CURB RAMP TY 7									2	EA	$ 1,200.00	$ 2,400.00
7	DRIVEWAYS (CONC)	15	5				105		75	58.33	SY	$ 50.00	$ 2,916.67
	COMERCIAL DRIVEWAYS (CONC)	25	5				0		125	0.00	SY	$ 50.00	$ -
												De Vaca Court	**$ 15,966.44**

Urrunaga Court

Item	Item Description	Street Length	Typical Sidewalk Width	Typical Street Width	Sidewalk Length (Both Sides)	Number of Intersecting Streets	Driveway Length	Total Sidewalk QTY (Minus DRWY)	Area (SF)	Quantity	Units	Unit Cost	Total
						0							
1	PREP ROW	236								2.36	STA	$ 400.00	$ 944.00
1	5' CONCRETE SIDEWALK	236	5	35	472	0	60	412	2060	228.89	SY	$ 40.00	$ 9,155.56
2	CURB RAMP TY 7									2	EA	$ 1,200.00	$ 2,400.00
4	DRIVEWAYS (CONC)	15	5				60		75	33.33	SY	$ 50.00	$ 1,666.67
	COMERCIAL DRIVEWAYS (CONC)	25	5				0		125	0.00	SY	$ 50.00	$ -
												Urrunaga Court	**$ 14,166.22**

Olano Court

Item	Item Description	Street Length	Typical Sidewalk Width	Typical Street Width	Sidewalk Length (Both Sides)	Number of Intersecting Streets	Driveway Length	Total Sidewalk QTY (Minus DRWY)	Area (SF)	Quantity	Units	Unit Cost	Total
						2							
1	PREP ROW	507								5.07	STA	$ 400.00	$ 2,028.00
1	5' CONCRETE SIDEWALK	507	5	35	1014	2	75	869	4345	482.78	SY	$ 40.00	$ 19,311.11
6	CURB RAMP TY 7									6	EA	$ 1,200.00	$ 7,200.00
5	DRIVEWAYS (CONC)	15	5				75		75	41.67	SY	$ 50.00	$ 2,083.33
	COMERCIAL DRIVEWAYS (CONC)	25	5				0		125	0.00	SY	$ 50.00	$ -
												Olano Court	**$ 30,622.44**

Belen Court

Item	Item Description	Street Length	Typical Sidewalk Width	Typical Street Width	Sidewalk Length (Both Sides)	Number of Intersecting Streets	Driveway Length	Total Sidewalk QTY (Minus DRWY)	Area (SF)	Quantity	Units	Unit Cost	Total
						0							
1	PREP ROW	394								3.94	STA	$ 400.00	$ 1,576.00
1	5' CONCRETE SIDEWALK	394	5	35	788	0	60	728	3640	404.44	SY	$ 40.00	$ 16,177.78
2	CURB RAMP TY 7									2	EA	$ 1,200.00	$ 2,400.00
4	DRIVEWAYS (CONC)	15	5				60		75	33.33	SY	$ 50.00	$ 1,666.67
	COMERCIAL DRIVEWAYS (CONC)	25	5				0		125	0.00	SY	$ 50.00	$ -
												Belen Court	**$ 21,820.44**

Escudo Road

Item	Item Description	Street Length	Typical Sidewalk Width	Typical Street Width	Sidewalk Length (Both Sides)	Number of Intersecting Streets	Driveway Length	Total Sidewalk QTY (Minus DRWY)	Area (SF)	Quantity	Units	Unit Cost	Total
						2							
1	PREP ROW	918								9.18	STA	$ 400.00	$ 3,672.00
1	5' CONCRETE SIDEWALK	918	5	35	1836	2	255	1511	7555	839.44	SY	$ 40.00	$ 33,577.78
10	CURB RAMP TY 7									10	EA	$ 1,200.00	$ 12,000.00
17	DRIVEWAYS (CONC)	15	5				255		75	141.67	SY	$ 50.00	$ 7,083.33
	COMERCIAL DRIVEWAYS (CONC)	25	5				0		125	0.00	SY	$ 50.00	$ -
												Escudo Road	**$ 56,333.11**

Celedon Circle

Item	Item Description	Street Length	Typical Sidewalk Width	Typical Street Width	Sidewalk Length (Both Sides)	Number of Intersecting Streets	Driveway Length	Total Sidewalk QTY (Minus DRWY)	Area (SF)	Quantity	Units	Unit Cost	Total
						2							
1	PREP ROW	1373								13.73	STA	$ 400.00	$ 5,492.00
1	5' CONCRETE SIDEWALK	1373	5	35	2746	2	360	2316	11580	1286.67	SY	$ 40.00	$ 51,466.67
8	CURB RAMP TY 7									8	EA	$ 1,200.00	$ 9,600.00
24	DRIVEWAYS (CONC)	15	5				360		75	200.00	SY	$ 50.00	$ 10,000.00
	COMERCIAL DRIVEWAYS (CONC)	25	5				0		125	0.00	SY	$ 50.00	$ -
												Celedon Circle	**$ 76,558.67**

Letonas Street

Item	Item Description	Street Length	Typical Sidewalk Width	Typical Street Width	Sidewalk Length (Both Sides)	Number of Intersecting Streets	Driveway Length	Total Sidewalk QTY (Minus DRWY)	Area (SF)	Quantity	Units	Unit Cost	Total
						3							
1	PREP ROW	1465								14.65	STA	$ 400.00	$ 5,860.00
1	5' CONCRETE SIDEWALK	1465	5	35	2930	3	480	2345	11725	1302.78	SY	$ 40.00	$ 52,111.11
8	CURB RAMP TY 7									8	EA	$ 1,200.00	$ 9,600.00
32	DRIVEWAYS (CONC)	15	5				480		75	266.67	SY	$ 50.00	$ 13,333.33
	COMERCIAL DRIVEWAYS (CONC)	25	5				0		125	0.00	SY	$ 50.00	$ -
												Letonas Street	**$ 80,904.44**

CITY OF SOCORRO
Master Sidewalk Plan
SECTION 4
7/17/2019

5 Ft Wide Sidewalks
4 Inch Depth Sidewalks

Faena Lane

Item	Item Description	Street Length	Typical Sidewalk Width	Typical Street Width	Sidewalk Length (Both Sides)	Number of Intersecting Streets	Driveway Length	Total Sidewalk QTY (Minus DRWY)	Area (SF)	Quantity	Units	Unit Cost	Total
						0							
1	PREP ROW	758								7.58	STA	$ 400.00	$ 3,032.00
1	5' CONCRETE SIDEWALK	758	5	35	1516	0	480	1036	5180	575.56	SY	$ 40.00	$ 23,022.22
8	CURB RAMP TY 7									8	EA	$ 1,200.00	$ 9,600.00
32	DRIVEWAYS (CONC)	15	5				480		75	266.67	SY	$ 50.00	$ 13,333.33
	COMERCIAL DRIVEWAYS (CONC)	25	5				0		125	0.00	SY	$ 50.00	$ -
												Faena Lane	**$ 48,987.56**

Place Road

Item	Item Description	Street Length	Typical Sidewalk Width	Typical Street Width	Sidewalk Length (Both Sides)	Number of Intersecting Streets	Driveway Length	Total Sidewalk QTY (Minus DRWY)	Area (SF)	Quantity	Units	Unit Cost	Total
						0							
1	PREP ROW	5808								58.08	STA	$ 400.00	$ 23,232.00
1	5' CONCRETE SIDEWALK	5808	5	35	11616	0	315	11301	56505	6278.33	SY	$ 40.00	$ 251,133.33
8	CURB RAMP TY 7									8	EA	$ 1,200.00	$ 9,600.00
16	DRIVEWAYS (CONC)	15	5				240		75	133.33	SY	$ 50.00	$ 6,666.67
3	COMERCIAL DRIVEWAYS (CONC)	25	5				75		125	41.67	SY	$ 50.00	$ 2,083.33
												Place Road	**$ 292,715.33**

Madison Lee Drive

Item	Item Description	Street Length	Typical Sidewalk Width	Typical Street Width	Sidewalk Length (Both Sides)	Number of Intersecting Streets	Driveway Length	Total Sidewalk QTY (Minus DRWY)	Area (SF)	Quantity	Units	Unit Cost	Total
						0							
1	PREP ROW	240								2.4	STA	$ 400.00	$ 960.00
1	5' CONCRETE SIDEWALK	240	5	35	480	0	0	480	2400	266.67	SY	$ 40.00	$ 10,666.67
	CURB RAMP TY 7									0	EA	$ 1,200.00	$ -
	DRIVEWAYS (CONC)	15	5				0		75	0.00	SY	$ 50.00	$ -
	COMERCIAL DRIVEWAYS (CONC)	25	5				0		125	0.00	SY	$ 50.00	$ -
												Madison Lee Drive	**$ 11,626.67**

San Miguel Street

Item	Item Description	Street Length	Typical Sidewalk Width	Typical Street Width	Sidewalk Length (Both Sides)	Number of Intersecting Streets	Driveway Length	Total Sidewalk QTY (Minus DRWY)	Area (SF)	Quantity	Units	Unit Cost	Total
						0							
1	PREP ROW	544								5.44	STA	$ 400.00	$ 2,176.00
1	5' CONCRETE SIDEWALK	544	5	35	1088	0	260	828	4140	460.00	SY	$ 40.00	$ 18,400.00
2	CURB RAMP TY 7									2	EA	$ 1,200.00	$ 2,400.00
9	DRIVEWAYS (CONC)	15	5				135		75	75.00	SY	$ 50.00	$ 3,750.00
5	COMERCIAL DRIVEWAYS (CONC)	25	5				125		125	69.44	SY	$ 50.00	$ 3,472.22
												San Miguel Street	**$ 30,198.22**

Apodaca Road

Item	Item Description	Street Length	Typical Sidewalk Width	Typical Street Width	Sidewalk Length (Both Sides)	Number of Intersecting Streets	Driveway Length	Total Sidewalk QTY (Minus DRWY)	Area (SF)	Quantity	Units	Unit Cost	Total
						0							
1	PREP ROW	2966								29.66	STA	$ 400.00	$ 11,864.00
1	5' CONCRETE SIDEWALK	2966	5	35	5932	0	315	5617	28085	3120.56	SY	$ 40.00	$ 124,822.22
9	CURB RAMP TY 7									9	EA	$ 1,200.00	$ 10,800.00
21	DRIVEWAYS (CONC)	15	5				315		75	175.00	SY	$ 50.00	$ 8,750.00
	COMERCIAL DRIVEWAYS (CONC)	25	5				0		125	0.00	SY	$ 50.00	$ -
												Apodaca Road	**$ 156,236.22**

Fresquez Drive

Item	Item Description	Street Length	Typical Sidewalk Width	Typical Street Width	Sidewalk Length (Both Sides)	Number of Intersecting Streets	Driveway Length	Total Sidewalk QTY (Minus DRWY)	Area (SF)	Quantity	Units	Unit Cost	Total
						0							
1	PREP ROW	674								6.74	STA	$ 400.00	$ 2,696.00
1	5' CONCRETE SIDEWALK	674	5	35	1348	0	300	1048	5240	582.22	SY	$ 40.00	$ 23,288.89
4	CURB RAMP TY 7									4	EA	$ 1,200.00	$ 4,800.00
20	DRIVEWAYS (CONC)	15	5				300		75	166.67	SY	$ 50.00	$ 8,333.33
	COMERCIAL DRIVEWAYS (CONC)	25	5				0		125	0.00	SY	$ 50.00	$ -
												Fresquez Drive	**$ 39,118.22**

Ortiz Lane

Item	Item Description	Street Length	Typical Sidewalk Width	Typical Street Width	Sidewalk Length (Both Sides)	Number of Intersecting Streets	Driveway Length	Total Sidewalk QTY (Minus DRWY)	Area (SF)	Quantity	Units	Unit Cost	Total
						0							
1	PREP ROW	786								7.86	STA	$ 400.00	$ 3,144.00
1	5' CONCRETE SIDEWALK	786	5	35	1572	0	480	1092	5460	606.67	SY	$ 40.00	$ 24,266.67
4	CURB RAMP TY 7									4	EA	$ 1,200.00	$ 4,800.00
32	DRIVEWAYS (CONC)	15	5				480		75	266.67	SY	$ 50.00	$ 13,333.33
	COMERCIAL DRIVEWAYS (CONC)	25	5				0		125	0.00	SY	$ 50.00	$ -
												Ortiz Lane	**$ 45,544.00**

CITY OF SOCORRO
Master Sidewalk Plan
SECTION 4
7/17/2019

5 Ft Wide Sidewalks
4 Inch Depth Sidewalks

Artemediano Street

Item	Item Description	Street Length	Typical Sidewalk Width	Typical Street Width	Sidewalk Length (Both Sides)	Number of Intersecting Streets	Driveway Length	Total Sidewalk QTY (Minus DRWY)	Area (SF)	Quantity	Units	Unit Cost	Total
						0							
1	PREP ROW	1295								12.95	STA	$ 400.00	$ 5,180.00
1	5' CONCRETE SIDEWALK	1295	5	35	2590	0	270	2320	11600	1288.89	SY	$ 40.00	$ 51,555.56
6	CURB RAMP TY 7									6	EA	$ 1,200.00	$ 7,200.00
18	DRIVEWAYS (CONC)	15	5				270		75	150.00	SY	$ 50.00	$ 7,500.00
	COMERCIAL DRIVEWAYS (CONC)	25	5				0		125	0.00	SY	$ 50.00	$ -
												Artemediano Street	**$ 71,435.56**

Rodriquez Road

Item	Item Description	Street Length	Typical Sidewalk Width	Typical Street Width	Sidewalk Length (Both Sides)	Number of Intersecting Streets	Driveway Length	Total Sidewalk QTY (Minus DRWY)	Area (SF)	Quantity	Units	Unit Cost	Total
						0							
1	PREP ROW	980								9.8	STA	$ 400.00	$ 3,920.00
1	5' CONCRETE SIDEWALK	980	5	35	1960	0	270	1690	8450	938.89	SY	$ 40.00	$ 37,555.56
2	CURB RAMP TY 7									2	EA	$ 1,200.00	$ 2,400.00
18	DRIVEWAYS (CONC)	15	5				270		75	150.00	SY	$ 50.00	$ 7,500.00
	COMERCIAL DRIVEWAYS (CONC)	25	5				0		125	0.00	SY	$ 50.00	$ -
												Rodriquez Road	**$ 51,375.56**

Trejo Road

Item	Item Description	Street Length	Typical Sidewalk Width	Typical Street Width	Sidewalk Length (Both Sides)	Number of Intersecting Streets	Driveway Length	Total Sidewalk QTY (Minus DRWY)	Area (SF)	Quantity	Units	Unit Cost	Total
						0							
1	PREP ROW	1495								14.95	STA	$ 400.00	$ 5,980.00
1	5' CONCRETE SIDEWALK	1495	5	35	2990	0	345	2645	13225	1469.44	SY	$ 40.00	$ 58,777.78
2	CURB RAMP TY 7									2	EA	$ 1,200.00	$ 2,400.00
23	DRIVEWAYS (CONC)	15	5				345		75	191.67	SY	$ 50.00	$ 9,583.33
	COMERCIAL DRIVEWAYS (CONC)	25	5				0		125	0.00	SY	$ 50.00	$ -
												Trejo Road	**$ 76,741.11**

Winn Road

Item	Item Description	Street Length	Typical Sidewalk Width	Typical Street Width	Sidewalk Length (Both Sides)	Number of Intersecting Streets	Driveway Length	Total Sidewalk QTY (Minus DRWY)	Area (SF)	Quantity	Units	Unit Cost	Total
						0							
1	PREP ROW	1484								14.84	STA	$ 400.00	$ 5,936.00
1	5' CONCRETE SIDEWALK	1484	5	35	2968	0	300	2668	13340	1482.22	SY	$ 40.00	$ 59,288.89
5	CURB RAMP TY 7									5	EA	$ 1,200.00	$ 6,000.00
20	DRIVEWAYS (CONC)	15	5				300		75	166.67	SY	$ 50.00	$ 8,333.33
	COMERCIAL DRIVEWAYS (CONC)	25	5				0		125	0.00	SY	$ 50.00	$ -
												Winn Road	**$ 79,558.22**

Flanca Lane

Item	Item Description	Street Length	Typical Sidewalk Width	Typical Street Width	Sidewalk Length (Both Sides)	Number of Intersecting Streets	Driveway Length	Total Sidewalk QTY (Minus DRWY)	Area (SF)	Quantity	Units	Unit Cost	Total
						0							
1	PREP ROW	797								7.97	STA	$ 400.00	$ 3,188.00
1	5' CONCRETE SIDEWALK	797	5	35	1594	0	480	1114	5570	618.89	SY	$ 40.00	$ 24,755.56
4	CURB RAMP TY 7									4	EA	$ 1,200.00	$ 4,800.00
32	DRIVEWAYS (CONC)	15	5				480		75	266.67	SY	$ 50.00	$ 13,333.33
	COMERCIAL DRIVEWAYS (CONC)	25	5				0		125	0.00	SY	$ 50.00	$ -
												Flanca Lane	**$ 46,076.89**

Nevarez Road

Item	Item Description	Street Length	Typical Sidewalk Width	Typical Street Width	Sidewalk Length (Both Sides)	Number of Intersecting Streets	Driveway Length	Total Sidewalk QTY (Minus DRWY)	Area (SF)	Quantity	Units	Unit Cost	Total
						0							
1	PREP ROW	1166								11.66	STA	$ 400.00	$ 4,664.00
1	5' CONCRETE SIDEWALK	1166	5	35	2332	0	195	2137	10685	1187.22	SY	$ 40.00	$ 47,488.89
2	CURB RAMP TY 7									2	EA	$ 1,200.00	$ 2,400.00
13	DRIVEWAYS (CONC)	15	5				195		75	108.33	SY	$ 50.00	$ 5,416.67
	COMERCIAL DRIVEWAYS (CONC)	25	5				0		125	0.00	SY	$ 50.00	$ -
												Nevarez Road	**$ 59,969.56**

												Construction Subtotal	**$ 3,191,867.56**
	SURVEYING										LS	3.00%	$ 95,756.03
	CONSTRUCTION MOBILIZATION										LS	5.00%	$ 159,593.38
	SWP3 (Storm Water Pollution Prevention Plan)										LS	5.00%	$ 159,593.38
	CONTINGENCY										LS	15.00%	$ 478,780.13
												SECTION 4 CONSTRUCTION TOTAL =	**$ 4,085,590.47**

CITY OF SOCORRO
Master Sidewalk Plan
SECTION 5
7/17/2019

5 Ft Wide Sidewalks
4 Inch Depth Sidewalks

Rancho Viejo Drive

Item QTY	Item Description	Street Length	Typical Sidewalk Width	Typical Street Width	Sidewalk Length (Both Sides)	Number of Intersecting Streets	Driveway Length	Total Sidewalk QTY (Minus DRWY)	Area (SF)	Quantity	Units	Unit Cost	Total
1	PREP ROW	3455				4				34.55	STA	$ 400.00	$ 13,820.00
1	CONCRETE SIDEWALK	3455	5	35	6910	4	615	6155	30775	3419.44	SY	$ 40.00	$ 136,777.78
12	CURB RAMP									12	EA	$ 1,200.00	$ 14,400.00
41	DRIVEWAYS (CONC)	15	5				615		75	341.67	SY	$ 55.00	$ 18,791.67
	COMERCIAL DRIVEWAYS (CONC)	25	5				0		125	0.00	SY	$ 55.00	$ -
												Rancho Viejo Drive	$ 183,789.44

Los Vientos Way

Item	Item Description	Street Length	Typical Sidewalk Width	Typical Street Width	Sidewalk Length (Both Sides)	Number of Intersecting Streets	Driveway Length	Total Sidewalk QTY (Minus DRWY)	Area (SF)	Quantity	Units	Unit Cost	Total
1	PREP ROW	363				0				3.63	STA	$ 400.00	$ 1,452.00
1	CONCRETE SIDEWALK	363	5	35	726	0	90	636	3180	353.33	SY	$ 40.00	$ 14,133.33
2	CURB RAMP									2	EA	$ 1,200.00	$ 2,400.00
6	DRIVEWAYS (CONC)	15	5				90		75	50.00	SY	$ 55.00	$ 2,750.00
	COMERCIAL DRIVEWAYS (CONC)	25	5				0		125	0.00	SY	$ 55.00	$ -
												Los Vientos Way	$ 20,735.33

Rancho Miraval Way

Item	Item Description	Street Length	Typical Sidewalk Width	Typical Street Width	Sidewalk Length (Both Sides)	Number of Intersecting Streets	Driveway Length	Total Sidewalk QTY (Minus DRWY)	Area (SF)	Quantity	Units	Unit Cost	Total
1	PREP ROW	432				0				4.32	STA	$ 400.00	$ 1,728.00
1	CONCRETE SIDEWALK	432	5	35	864	0	165	699	3495	388.33	SY	$ 40.00	$ 15,533.33
2	CURB RAMP									2	EA	$ 1,200.00	$ 2,400.00
11	DRIVEWAYS (CONC)	15	5				165		75	91.67	SY	$ 55.00	$ 5,041.67
	COMERCIAL DRIVEWAYS (CONC)	25	5				0		125	0.00	SY	$ 55.00	$ -
												Rancho Miraval Way	$ 24,703.00

Antigua Drive

Item	Item Description	Street Length	Typical Sidewalk Width	Typical Street Width	Sidewalk Length (Both Sides)	Number of Intersecting Streets	Driveway Length	Total Sidewalk QTY (Minus DRWY)	Area (SF)	Quantity	Units	Unit Cost	Total
1	PREP ROW	271				0				2.71	STA	$ 400.00	$ 1,084.00
1	CONCRETE SIDEWALK	271	5	35	542	0	30	512	2560	284.44	SY	$ 40.00	$ 11,377.78
2	CURB RAMP									2	EA	$ 1,200.00	$ 2,400.00
2	DRIVEWAYS (CONC)	15	5				30		75	16.67	SY	$ 55.00	$ 916.67
	COMERCIAL DRIVEWAYS (CONC)	25	5				0		125	0.00	SY	$ 55.00	$ -
												Antigua Drive	$ 15,778.44

Los Adobes Drive

Item	Item Description	Street Length	Typical Sidewalk Width	Typical Street Width	Sidewalk Length (Both Sides)	Number of Intersecting Streets	Driveway Length	Total Sidewalk QTY (Minus DRWY)	Area (SF)	Quantity	Units	Unit Cost	Total
1	PREP ROW	592				0				5.92	STA	$ 400.00	$ 2,368.00
1	CONCRETE SIDEWALK	592	5	35	1184	0	90	1094	5470	607.78	SY	$ 40.00	$ 24,311.11
2	CURB RAMP									2	EA	$ 1,200.00	$ 2,400.00
6	DRIVEWAYS (CONC)	15	5				90		75	50.00	SY	$ 55.00	$ 2,750.00
	COMERCIAL DRIVEWAYS (CONC)	25	5				0		125	0.00	SY	$ 55.00	$ -
												Los Adobes Drive	$ 31,829.11

Tres Caballos Drive

Item	Item Description	Street Length	Typical Sidewalk Width	Typical Street Width	Sidewalk Length (Both Sides)	Number of Intersecting Streets	Driveway Length	Total Sidewalk QTY (Minus DRWY)	Area (SF)	Quantity	Units	Unit Cost	Total
1	PREP ROW	381				0				3.81	STA	$ 400.00	$ 1,524.00
1	CONCRETE SIDEWALK	381	5	35	762	0	60	702	3510	390.00	SY	$ 40.00	$ 15,600.00
2	CURB RAMP									2	EA	$ 1,200.00	$ 2,400.00
4	DRIVEWAYS (CONC)	15	5				60		75	33.33	SY	$ 55.00	$ 1,833.33
	COMERCIAL DRIVEWAYS (CONC)	25	5				0		125	0.00	SY	$ 55.00	$ -
												Tres Caballos Drive	$ 21,357.33

North Loop Drive

Item	Item Description	Street Length	Typical Sidewalk Width	Typical Street Width	Sidewalk Length (Both Sides)	Number of Intersecting Streets	Driveway Length	Total Sidewalk QTY (Minus DRWY)	Area (SF)	Quantity	Units	Unit Cost	Total
1	PREP ROW	6514				4				65.14	STA	$ 400.00	$ 26,056.00
1	CONCRETE SIDEWALK	6514	5	35	13028	4	200	12688	63440	7048.89	SY	$ 40.00	$ 281,955.56
8	CURB RAMP									8	EA	$ 1,200.00	$ 9,600.00
10	DRIVEWAYS (CONC)	15	5				150		75	83.33	SY	$ 55.00	$ 4,583.33
2	COMERCIAL DRIVEWAYS (CONC)	25	5				50		125	27.78	SY	$ 55.00	$ 1,527.78
												North Loop Drive	$ 323,722.67

Alameda Avenue

Item	Item Description	Street Length	Typical Sidewalk Width	Typical Street Width	Sidewalk Length (Both Sides)	Number of Intersecting Streets	Driveway Length	Total Sidewalk QTY (Minus DRWY)	Area (SF)	Quantity	Units	Unit Cost	Total
1	PREP ROW	5627				2				56.27	STA	$ 400.00	$ 22,508.00
1	CONCRETE SIDEWALK	5627	5	35	11254	2	130	11054	55270	6141.11	SY	$ 40.00	$ 245,644.44
4	CURB RAMP									4	EA	$ 1,200.00	$ 4,800.00
2	DRIVEWAYS (CONC)	15	5				30		75	16.67	SY	$ 55.00	$ 916.67
4	COMERCIAL DRIVEWAYS (CONC)	25	5				100		125	55.56	SY	$ 55.00	$ 3,055.56
												Alameda Avenue	$ 276,924.67

	Construction Subtotal			$ 898,840.00
	SURVEYING	LS	3.00%	$ 26,965.20
	CONSTRUCTION MOBILIZATION	LS	5.00%	$ 44,942.00
	SWP3 (Storm Water Pollution Prevention Plan)	LS	5.00%	$ 44,942.00
	CONTINGENCY	LS	15.00%	$ 134,826.00
	SECTION 5 CONSTRUCTION TOTAL =			$ 1,150,515.20

CITY OF SOCORRO
Master Sidewalk Plan
SECTION 6
7/17/2019

5 Ft Wide Sidewalks
4 Inch Depth Sidewalks

North Loop Avenue

Item QTY	Item Description	Street Length	Typical Sidewalk Width	Typical Width of Street	Sidewalk Length (Both Sides)	Number of Intersecting Streets	Driveway Length	Total Sidewalk QTY (Minus DRWY)	Area (SF)	Quantity	Units	Unit Cost	Total
						3							
1	PREP ROW	6395								63.95	STA	$ 400.00	$ 25,580.00
1	CONCRETE SIDEWALK	6395	5	35	12790	3	120	12565	62825	6980.56	SY	$ 40.00	$ 279,222.22
6	CURB RAMP									6	EA	$ 1,200.00	$ 7,200.00
8	DRIVEWAYS (CONC)	15	5				120		75	66.67	SY	$ 50.00	$ 3,333.33
	COMERCIAL DRIVEWAYS (CONC)	25	5				0		125	0.00	SY	$ 50.00	$ -
												North Loop Avenue	$ 315,335.56

Liahona Drive

Item	Item Description	Street Length	Typical Sidewalk Width	Typical Width of Street	Sidewalk Length (Both Sides)	Number of Intersecting Streets	Driveway Length	Total Sidewalk QTY (Minus DRWY)	Area (SF)	Quantity	Units	Unit Cost	Total
						2							
1	PREP ROW	2032								20.32	STA	$ 400.00	$ 8,128.00
1	CONCRETE SIDEWALK	2032	5	35	4064	2	120	3874	19370	2152.22	SY	$ 40.00	$ 86,088.89
36	CURB RAMP									36	EA	$ 1,200.00	$ 43,200.00
8	DRIVEWAYS (CONC)	15	5				120		75	66.67	SY	$ 50.00	$ 3,333.33
	COMERCIAL DRIVEWAYS (CONC)	25	5				0		125	0.00	SY	$ 50.00	$ -
												Liahona Drive	$ 140,750.22

Sunhaven Drive

Item	Item Description	Street Length	Typical Sidewalk Width	Typical Width of Street	Sidewalk Length (Both Sides)	Number of Intersecting Streets	Driveway Length	Total Sidewalk QTY (Minus DRWY)	Area (SF)	Quantity	Units	Unit Cost	Total
						0							
1	PREP ROW	1012								10.12	STA	$ 400.00	$ 4,048.00
1	CONCRETE SIDEWALK	1012	5	35	2024	0	270	1754	8770	974.44	SY	$ 40.00	$ 38,977.78
4	CURB RAMP									4	EA	$ 1,200.00	$ 4,800.00
18	DRIVEWAYS (CONC)	15	5				270		75	150.00	SY	$ 50.00	$ 7,500.00
	COMERCIAL DRIVEWAYS (CONC)	25	5				0		125	0.00	SY	$ 50.00	$ -
												Sunhaven Drive	$ 55,325.78

Harvest Drive

Item	Item Description	Street Length	Typical Sidewalk Width	Typical Width of Street	Sidewalk Length (Both Sides)	Number of Intersecting Streets	Driveway Length	Total Sidewalk QTY (Minus DRWY)	Area (SF)	Quantity	Units	Unit Cost	Total
						4							
1	PREP ROW	1868								18.68	STA	$ 400.00	$ 7,472.00
1	CONCRETE SIDEWALK	1868	5	35	3736	4	420	3176	15880	1764.44	SY	$ 40.00	$ 70,577.78
10	CURB RAMP									10	EA	$ 1,200.00	$ 12,000.00
28	DRIVEWAYS (CONC)	15	5				420		75	233.33	SY	$ 50.00	$ 11,666.67
	COMERCIAL DRIVEWAYS (CONC)	25	5				0		125	0.00	SY	$ 50.00	$ -
												Harvest Drive	$ 101,716.44

Estancia Way

Item	Item Description	Street Length	Typical Sidewalk Width	Typical Width of Street	Sidewalk Length (Both Sides)	Number of Intersecting Streets	Driveway Length	Total Sidewalk QTY (Minus DRWY)	Area (SF)	Quantity	Units	Unit Cost	Total
						0							
1	PREP ROW	258								2.58	STA	$ 400.00	$ 1,032.00
1	CONCRETE SIDEWALK	258	5	35	516	0	75	441	2205	245.00	SY	$ 40.00	$ 9,800.00
2	CURB RAMP									2	EA	$ 1,200.00	$ 2,400.00
5	DRIVEWAYS (CONC)	15	5				75		75	41.67	SY	$ 50.00	$ 2,083.33
	COMERCIAL DRIVEWAYS (CONC)	25	5				0		125	0.00	SY	$ 50.00	$ -
												Estancia Way	$ 15,315.33

Alma Way

Item	Item Description	Street Length	Typical Sidewalk Width	Typical Width of Street	Sidewalk Length (Both Sides)	Number of Intersecting Streets	Driveway Length	Total Sidewalk QTY (Minus DRWY)	Area (SF)	Quantity	Units	Unit Cost	Total
						0							
1	PREP ROW	199								1.99	STA	$ 400.00	$ 796.00
1	CONCRETE SIDEWALK	199	5	35	398	0	75	323	1615	179.44	SY	$ 40.00	$ 7,177.78
2	CURB RAMP									2	EA	$ 1,200.00	$ 2,400.00
5	DRIVEWAYS (CONC)	15	5				75		75	41.67	SY	$ 50.00	$ 2,083.33
	COMERCIAL DRIVEWAYS (CONC)	25	5				0		125	0.00	SY	$ 50.00	$ -
												Alma Way	$ 12,457.11

Arvana Court

Item	Item Description	Street Length	Typical Sidewalk Width	Typical Width of Street	Sidewalk Length (Both Sides)	Number of Intersecting Streets	Driveway Length	Total Sidewalk QTY (Minus DRWY)	Area (SF)	Quantity	Units	Unit Cost	Total
						0							
1	PREP ROW	299								2.99	STA	$ 400.00	$ 1,196.00
1	CONCRETE SIDEWALK	299	5	35	598	0	75	523	2615	290.56	SY	$ 40.00	$ 11,622.22
2	CURB RAMP									2	EA	$ 1,200.00	$ 2,400.00
5	DRIVEWAYS (CONC)	15	5				75		75	41.67	SY	$ 50.00	$ 2,083.33
	COMERCIAL DRIVEWAYS (CONC)	25	5				0		125	0.00	SY	$ 50.00	$ -
												Arvana Court	$ 17,301.56

Friona Drive

Item	Item Description	Street Length	Typical Sidewalk Width	Typical Width of Street	Sidewalk Length (Both Sides)	Number of Intersecting Streets	Driveway Length	Total Sidewalk QTY (Minus DRWY)	Area (SF)	Quantity	Units	Unit Cost	Total
						0							
1	PREP ROW	811								8.11	STA	$ 400.00	$ 3,244.00
1	CONCRETE SIDEWALK	811	5	35	1622	0	225	1397	6985	776.11	SY	$ 40.00	$ 31,044.44
2	CURB RAMP									2	EA	$ 1,200.00	$ 2,400.00
15	DRIVEWAYS (CONC)	15	5				225		75	125.00	SY	$ 50.00	$ 6,250.00
	COMERCIAL DRIVEWAYS (CONC)	25	5				0		125	0.00	SY	$ 50.00	$ -
												Friona Drive	$ 42,938.44

CITY OF SOCORRO
Master Sidewalk Plan
SECTION 6
7/17/2019

5 Ft Wide Sidewalks
4 Inch Depth Sidewalks

Wellman Drive

Item	Item Description	Street Length	Typical Sidewalk Width	Typical Width of Street	Sidewalk Length (Both Sides)	Number of Intersecting Streets	Driveway Length	Total Sidewalk QTY (Minus DRWY)	Area (SF)	Quantity	Units	Unit Cost	Total
						5							
1	PREP ROW	640								6.4	STA	$ 400.00	$ 2,560.00
1	CONCRETE SIDEWALK	640	5	35	1280	5	195	910	4550	505.56	SY	$ 40.00	$ 20,222.22
12	CURB RAMP									12	EA	$ 1,200.00	$ 14,400.00
13	DRIVEWAYS (CONC)	15	5				195		75	108.33	SY	$ 50.00	$ 5,416.67
	COMERCIAL DRIVEWAYS (CONC)	25	5				0		125	0.00	SY	$ 50.00	$ -
												Wellman Drive	**$ 42,598.89**

Middle Drain Road

Item	Item Description	Street Length	Typical Sidewalk Width	Typical Width of Street	Sidewalk Length (Both Sides)	Number of Intersecting Streets	Driveway Length	Total Sidewalk QTY (Minus DRWY)	Area (SF)	Quantity	Units	Unit Cost	Total
						4							
1	PREP ROW	5473								54.73	STA	$ 400.00	$ 21,892.00
1	CONCRETE SIDEWALK	5473	5	35	10946	4	240	10566	52830	5870.00	SY	$ 40.00	$ 234,800.00
10	CURB RAMP									10	EA	$ 1,200.00	$ 12,000.00
16	DRIVEWAYS (CONC)	15	5				240		75	133.33	SY	$ 50.00	$ 6,666.67
	COMERCIAL DRIVEWAYS (CONC)	25	5				0		125	0.00	SY	$ 50.00	$ -
												Middle Drain Road	**$ 275,358.67**

Reveles Way

Item	Item Description	Street Length	Typical Sidewalk Width	Typical Width of Street	Sidewalk Length (Both Sides)	Number of Intersecting Streets	Driveway Length	Total Sidewalk QTY (Minus DRWY)	Area (SF)	Quantity	Units	Unit Cost	Total
						0							
1	PREP ROW	820								8.2	STA	$ 400.00	$ 3,280.00
1	CONCRETE SIDEWALK	820	5	35	1640	0	270	1370	6850	761.11	SY	$ 40.00	$ 30,444.44
2	CURB RAMP									2	EA	$ 1,200.00	$ 2,400.00
18	DRIVEWAYS (CONC)	15	5				270		75	150.00	SY	$ 50.00	$ 7,500.00
	COMERCIAL DRIVEWAYS (CONC)	25	5				0		125	0.00	SY	$ 50.00	$ -
												Reveles Way	**$ 43,624.44**

Isabel Way

Item	Item Description	Street Length	Typical Sidewalk Width	Typical Width of Street	Sidewalk Length (Both Sides)	Number of Intersecting Streets	Driveway Length	Total Sidewalk QTY (Minus DRWY)	Area (SF)	Quantity	Units	Unit Cost	Total
						0							
1	PREP ROW	880								8.8	STA	$ 400.00	$ 3,520.00
1	CONCRETE SIDEWALK	880	5	35	1760	0	190	1570	7850	872.22	SY	$ 40.00	$ 34,888.89
4	CURB RAMP									4	EA	$ 1,200.00	$ 4,800.00
11	DRIVEWAYS (CONC)	15	5				165		75	91.67	SY	$ 50.00	$ 4,583.33
1	COMERCIAL DRIVEWAYS (CONC)	25	5				25		125	13.89	SY	$ 50.00	$ 694.44
												Isabel Way	**$ 48,486.67**

Nueva Mission Road

Item	Item Description	Street Length	Typical Sidewalk Width	Typical Width of Street	Sidewalk Length (Both Sides)	Number of Intersecting Streets	Driveway Length	Total Sidewalk QTY (Minus DRWY)	Area (SF)	Quantity	Units	Unit Cost	Total
						0							
1	PREP ROW	1335								13.35	STA	$ 400.00	$ 5,340.00
1	CONCRETE SIDEWALK	1335	5	35	2670	0	330	2340	11700	1300.00	SY	$ 40.00	$ 52,000.00
4	CURB RAMP									4	EA	$ 1,200.00	$ 4,800.00
22	DRIVEWAYS (CONC)	15	5				330		75	183.33	SY	$ 50.00	$ 9,166.67
	COMERCIAL DRIVEWAYS (CONC)	25	5				0		125	0.00	SY	$ 50.00	$ -
												Nueva Mission Road	**$ 71,306.67**

San Ysidro Road

Item	Item Description	Street Length	Typical Sidewalk Width	Typical Width of Street	Sidewalk Length (Both Sides)	Number of Intersecting Streets	Driveway Length	Total Sidewalk QTY (Minus DRWY)	Area (SF)	Quantity	Units	Unit Cost	Total
						5							
1	PREP ROW	1785								17.85	STA	$ 400.00	$ 7,140.00
1	CONCRETE SIDEWALK	1785	5	35	3570	5	345	3050	15250	1694.44	SY	$ 40.00	$ 67,777.78
12	CURB RAMP									12	EA	$ 1,200.00	$ 14,400.00
23	DRIVEWAYS (CONC)	15	5				345		75	191.67	SY	$ 50.00	$ 9,583.33
	COMERCIAL DRIVEWAYS (CONC)	25	5				0		125	0.00	SY	$ 50.00	$ -
												San Ysidro Road	**$ 98,901.11**

Muro Way

Item	Item Description	Street Length	Typical Sidewalk Width	Typical Width of Street	Sidewalk Length (Both Sides)	Number of Intersecting Streets	Driveway Length	Total Sidewalk QTY (Minus DRWY)	Area (SF)	Quantity	Units	Unit Cost	Total
						0							
1	PREP ROW	381								3.81	STA	$ 400.00	$ 1,524.00
1	CONCRETE SIDEWALK	381	5	35	762	0	60	702	3510	390.00	SY	$ 40.00	$ 15,600.00
4	CURB RAMP									4	EA	$ 1,200.00	$ 4,800.00
4	DRIVEWAYS (CONC)	15	5				60		75	33.33	SY	$ 50.00	$ 1,666.67
	COMERCIAL DRIVEWAYS (CONC)	25	5				0		125	0.00	SY	$ 50.00	$ -
												Muro Way	**$ 23,590.67**

Midnight Sun Drive

Item	Item Description	Street Length	Typical Sidewalk Width	Typical Width of Street	Sidewalk Length (Both Sides)	Number of Intersecting Streets	Driveway Length	Total Sidewalk QTY (Minus DRWY)	Area (SF)	Quantity	Units	Unit Cost	Total
						2							
1	PREP ROW	1819								18.19	STA	$ 400.00	$ 7,276.00
1	CONCRETE SIDEWALK	1819	5	35	3638	2	300	3268	16340	1815.56	SY	$ 40.00	$ 72,622.22
10	CURB RAMP									10	EA	$ 1,200.00	$ 12,000.00
20	DRIVEWAYS (CONC)	15	5				300		75	166.67	SY	$ 50.00	$ 8,333.33
	COMERCIAL DRIVEWAYS (CONC)	25	5				0		125	0.00	SY	$ 50.00	$ -
												Midnight Sun Drive	**$ 100,231.56**

CITY OF SOCORRO
Master Sidewalk Plan
SECTION 6
7/17/2019

5 Ft Wide Sidewalks
4 Inch Depth Sidewalks

Sunnybrook Lane

Item	Item Description	Street Length	Typical Sidewalk Width	Typical Width of Street	Sidewalk Length (Both Sides)	Number of Intersecting Streets	Driveway Length	Total Sidewalk QTY (Minus DRWY)	Area (SF)	Quantity	Units	Unit Cost	Total
						2							
1	PREP ROW	1257								12.57	STA	$ 400.00	$ 5,028.00
1	CONCRETE SIDEWALK	1257	5	35	2514	2	270	2174	10870	1207.78	SY	$ 40.00	$ 48,311.11
8	CURB RAMP									8	EA	$ 1,200.00	$ 9,600.00
18	DRIVEWAYS (CONC)	15	5				270		75	150.00	SY	$ 50.00	$ 7,500.00
	COMERCIAL DRIVEWAYS (CONC)	25	5				0		125	0.00	SY	$ 50.00	$ -
												Sunnybrook Lane	**$ 70,439.11**

Roden Road

Item	Item Description	Street Length	Typical Sidewalk Width	Typical Width of Street	Sidewalk Length (Both Sides)	Number of Intersecting Streets	Driveway Length	Total Sidewalk QTY (Minus DRWY)	Area (SF)	Quantity	Units	Unit Cost	Total
						0							
1	PREP ROW	1074								10.74	STA	$ 400.00	$ 4,296.00
1	CONCRETE SIDEWALK	1074	5	35	2148	0	120	2028	10140	1126.67	SY	$ 40.00	$ 45,066.67
4	CURB RAMP									4	EA	$ 1,200.00	$ 4,800.00
8	DRIVEWAYS (CONC)	15	5				120		75	66.67	SY	$ 50.00	$ 3,333.33
	COMERCIAL DRIVEWAYS (CONC)	25	5				0		125	0.00	SY	$ 50.00	$ -
												Roden Road	**$ 57,496.00**

Episo Road

Item	Item Description	Street Length	Typical Sidewalk Width	Typical Width of Street	Sidewalk Length (Both Sides)	Number of Intersecting Streets	Driveway Length	Total Sidewalk QTY (Minus DRWY)	Area (SF)	Quantity	Units	Unit Cost	Total
						0							
1	PREP ROW	799								7.99	STA	$ 400.00	$ 3,196.00
1	CONCRETE SIDEWALK	799	5	35	1598	0	150	1448	7240	804.44	SY	$ 40.00	$ 32,177.78
4	CURB RAMP									4	EA	$ 1,200.00	$ 4,800.00
10	DRIVEWAYS (CONC)	15	5				150		75	83.33	SY	$ 50.00	$ 4,166.67
	COMERCIAL DRIVEWAYS (CONC)	25	5				0		125	0.00	SY	$ 50.00	$ -
												Episo Road	**$ 44,340.44**

Sun Park Drive

Item	Item Description	Street Length	Typical Sidewalk Width	Typical Width of Street	Sidewalk Length (Both Sides)	Number of Intersecting Streets	Driveway Length	Total Sidewalk QTY (Minus DRWY)	Area (SF)	Quantity	Units	Unit Cost	Total
						2							
1	PREP ROW	1548								15.48	STA	$ 400.00	$ 6,192.00
1	CONCRETE SIDEWALK	1548	5	35	3096	2	60	2966	14830	1647.78	SY	$ 40.00	$ 65,911.11
8	CURB RAMP									8	EA	$ 1,200.00	$ 9,600.00
4	DRIVEWAYS (CONC)	15	5				60		75	33.33	SY	$ 50.00	$ 1,666.67
	COMERCIAL DRIVEWAYS (CONC)	25	5				0		125	0.00	SY	$ 50.00	$ -
												Sun Park Drive	**$ 83,369.78**

Sun Ray Way

Item	Item Description	Street Length	Typical Sidewalk Width	Typical Width of Street	Sidewalk Length (Both Sides)	Number of Intersecting Streets	Driveway Length	Total Sidewalk QTY (Minus DRWY)	Area (SF)	Quantity	Units	Unit Cost	Total
						2							
1	PREP ROW	491								4.91	STA	$ 400.00	$ 1,964.00
1	CONCRETE SIDEWALK	491	5	35	982	2	180	732	3660	406.67	SY	$ 40.00	$ 16,266.67
4	CURB RAMP									4	EA	$ 1,200.00	$ 4,800.00
12	DRIVEWAYS (CONC)	15	5				180		75	100.00	SY	$ 50.00	$ 5,000.00
	COMERCIAL DRIVEWAYS (CONC)	25	5				0		125	0.00	SY	$ 50.00	$ -
												Sun Ray Way	**$ 28,030.67**

Alameda Avenue

Item	Item Description	Street Length	Typical Sidewalk Width	Typical Width of Street	Sidewalk Length (Both Sides)	Number of Intersecting Streets	Driveway Length	Total Sidewalk QTY (Minus DRWY)	Area (SF)	Quantity	Units	Unit Cost	Total
						4							
1	PREP ROW	5695								56.95	STA	$ 400.00	$ 22,780.00
1	CONCRETE SIDEWALK	5695	5	35	11390	4	615	10635	53175	5908.33	SY	$ 40.00	$ 236,333.33
8	CURB RAMP									8	EA	$ 1,200.00	$ 9,600.00
41	DRIVEWAYS (CONC)	15	5				615		75	341.67	SY	$ 50.00	$ 17,083.33
	COMERCIAL DRIVEWAYS (CONC)	25	5				0		125	0.00	SY	$ 50.00	$ -
												Alameda Avenue	**$ 285,796.67**

Jarrito

Item	Item Description	Street Length	Typical Sidewalk Width	Typical Width of Street	Sidewalk Length (Both Sides)	Number of Intersecting Streets	Driveway Length	Total Sidewalk QTY (Minus DRWY)	Area (SF)	Quantity	Units	Unit Cost	Total
						0							
1	PREP ROW	220								2.2	STA	$ 400.00	$ 880.00
1	CONCRETE SIDEWALK	220	5	35	440	0	0	440	2200	244.44	SY	$ 40.00	$ 9,777.78
2	CURB RAMP									2	EA	$ 1,200.00	$ 2,400.00
	DRIVEWAYS (CONC)	15	5				0		75	0.00	SY	$ 50.00	$ -
	COMERCIAL DRIVEWAYS (CONC)	25	5				0		125	0.00	SY	$ 50.00	$ -
												Jarrito	**$ 13,057.78**

Corona Del Mar

Item	Item Description	Street Length	Typical Sidewalk Width	Typical Width of Street	Sidewalk Length (Both Sides)	Number of Intersecting Streets	Driveway Length	Total Sidewalk QTY (Minus DRWY)	Area (SF)	Quantity	Units	Unit Cost	Total
						0							
1	PREP ROW	218								2.18	STA	$ 400.00	$ 872.00
1	CONCRETE SIDEWALK	218	5	35	436	0	90	346	1730	192.22	SY	$ 40.00	$ 7,688.89
2	CURB RAMP									2	EA	$ 1,200.00	$ 2,400.00
6	DRIVEWAYS (CONC)	15	5				90		75	50.00	SY	$ 50.00	$ 2,500.00
	COMERCIAL DRIVEWAYS (CONC)	25	5				0		125	0.00	SY	$ 50.00	$ -
												Corona Del Mar	**$ 13,460.89**

CITY OF SOCORRO
Master Sidewalk Plan
SECTION 6
7/17/2019

5 Ft Wide Sidewalks
4 Inch Depth Sidewalks

De Lucio Road

Item	Item Description	Street Length	Typical Sidewalk Width	Typical Width of Street	Sidewalk Length (Both Sides)	Number of Intersecting Streets	Driveway Length	Total Sidewalk QTY (Minus DRWY)	Area (SF)	Quantity	Units	Unit Cost	Total
						1							
1	PREP ROW	738								7.38	STA	$ 400.00	$ 2,952.00
1	CONCRETE SIDEWALK	738	5	35	1476	1	165	1276	6380	708.89	SY	$ 40.00	$ 28,355.56
4	CURB RAMP									4	EA	$ 1,200.00	$ 4,800.00
11	DRIVEWAYS (CONC)	15	5				165		75	91.67	SY	$ 50.00	$ 4,583.33
	COMERCIAL DRIVEWAYS (CONC)	25	5				0		125	0.00	SY	$ 50.00	$ -
												De Lucio Road	**$ 40,690.89**

				Construction Subtotal	**$ 2,041,921.33**
	SURVEYING		LS	3.00%	$ 61,257.64
	CONSTRUCTION MOBILIZATION		LS	5.00%	$ 102,096.07
	SWP3 (Storm Water Pollution Prevention Plan)		LS	5.00%	$ 102,096.07
	CONTINGENCY		LS	15.00%	$ 306,288.20
				SECTION 6 CONSTRUCTION TOTAL =	**$ 2,613,659.31**

CITY OF SOCORRO
Master Sidewalk Plan
SECTION 7
7/17/2019

5 Ft Wide Sidewalks
4 Inch Depth Sidewalks

North Loop Drive

Item QTY	Item Description	Street Length	Typical Sidewalk Width	Typical Street Length	Sidewalk Length (Both Sides)	Number of Intersecting Streets	Driveway Length	Total Sidewalk QTY (Minus DRWY)	Area (SF)	Quantity	Units	Unit Cost	Total
						0							
1	PREP ROW	2462								24.62	STA	$ 400.00	$ 9,848.00
1	CONCRETE SIDEWALK	2462	5	35	4924	0	425	4499	22495	2499.44	SY	$ 40.00	$ 99,977.78
0	CURB RAMP									0	EA	$ 1,200.00	$ -
	DRIVEWAYS (CONC)	15	5				0		75	0.00	SY	$ 50.00	$ -
17	COMERCIAL DRIVEWAYS (CONC)	25	5				425		125	236.11	SY	$ 50.00	$ 11,805.56
												North Loop Drive	$ 121,631.33

Los Magos Circle

Item	Item Description	Street Length	Typical Sidewalk Width	Typical Street Length	Sidewalk Length (Both Sides)	Number of Intersecting Streets	Driveway Length	Total Sidewalk QTY (Minus DRWY)	Area (SF)	Quantity	Units	Unit Cost	Total
						2							
1	PREP ROW	1912								19.12	STA	$ 400.00	$ 7,648.00
1	CONCRETE SIDEWALK	1912	5	35	3824	2	285	3469	17345	1927.22	SY	$ 40.00	$ 77,088.89
8	CURB RAMP									8	EA	$ 1,200.00	$ 9,600.00
19	DRIVEWAYS (CONC)	15	5				285		75	158.33	SY	$ 50.00	$ 7,916.67
	COMERCIAL DRIVEWAYS (CONC)	25	5				0		125	0.00	SY	$ 50.00	$ -
												Los Magos Circle	$ 102,253.56

Scarlet Court

Item	Item Description	Street Length	Typical Sidewalk Width	Typical Street Length	Sidewalk Length (Both Sides)	Number of Intersecting Streets	Driveway Length	Total Sidewalk QTY (Minus DRWY)	Area (SF)	Quantity	Units	Unit Cost	Total
						0							
1	PREP ROW	232								2.32	STA	$ 400.00	$ 928.00
1	CONCRETE SIDEWALK	232	5	35	464	0	135	329	1645	182.78	SY	$ 40.00	$ 7,311.11
2	CURB RAMP									2	EA	$ 1,200.00	$ 2,400.00
9	DRIVEWAYS (CONC)	15	5				135		75	75.00	SY	$ 50.00	$ 3,750.00
	COMERCIAL DRIVEWAYS (CONC)	25	5				0		125	0.00	SY	$ 50.00	$ -
												Scarlet Court	$ 14,389.11

Brown Road

Item	Item Description	Street Length	Typical Sidewalk Width	Typical Street Length	Sidewalk Length (Both Sides)	Number of Intersecting Streets	Driveway Length	Total Sidewalk QTY (Minus DRWY)	Area (SF)	Quantity	Units	Unit Cost	Total
						1							
1	PREP ROW	2432								24.32	STA	$ 400.00	$ 9,728.00
1	CONCRETE SIDEWALK	2432	5	35	4864	1	330	4499	22495	2499.44	SY	$ 40.00	$ 99,977.78
2	CURB RAMP									2	EA	$ 1,200.00	$ 2,400.00
22	DRIVEWAYS (CONC)	15	5				330		75	183.33	SY	$ 50.00	$ 9,166.67
	COMERCIAL DRIVEWAYS (CONC)	25	5				0		125	0.00	SY	$ 50.00	$ -
												Brown Road	$ 121,272.44

Gail Place

Item	Item Description	Street Length	Typical Sidewalk Width	Typical Street Length	Sidewalk Length (Both Sides)	Number of Intersecting Streets	Driveway Length	Total Sidewalk QTY (Minus DRWY)	Area (SF)	Quantity	Units	Unit Cost	Total
						0							
1	PREP ROW	285								2.85	STA	$ 400.00	$ 1,140.00
1	CONCRETE SIDEWALK	285	5	35	570	0	15	555	2775	308.33	SY	$ 40.00	$ 12,333.33
2	CURB RAMP									2	EA	$ 1,200.00	$ 2,400.00
1	DRIVEWAYS (CONC)	15	5				15		75	8.33	SY	$ 50.00	$ 416.67
	COMERCIAL DRIVEWAYS (CONC)	25	5				0		125	0.00	SY	$ 50.00	$ -
												Gail Place	$ 16,290.00

Middle Drain Road

Item	Item Description	Street Length	Typical Sidewalk Width	Typical Street Length	Sidewalk Length (Both Sides)	Number of Intersecting Streets	Driveway Length	Total Sidewalk QTY (Minus DRWY)	Area (SF)	Quantity	Units	Unit Cost	Total
						5							
1	PREP ROW	2042								20.42	STA	$ 400.00	$ 8,168.00
1	CONCRETE SIDEWALK	2042	5	35	4084	5	150	3759	18795	2088.33	SY	$ 40.00	$ 83,533.33
10	CURB RAMP									10	EA	$ 1,200.00	$ 12,000.00
10	DRIVEWAYS (CONC)	15	5				150		75	83.33	SY	$ 50.00	$ 4,166.67
	COMERCIAL DRIVEWAYS (CONC)	25	5				0		125	0.00	SY	$ 50.00	$ -
												Middle Drain Road	$ 107,868.00

Mellward Road

Item	Item Description	Street Length	Typical Sidewalk Width	Typical Street Length	Sidewalk Length (Both Sides)	Number of Intersecting Streets	Driveway Length	Total Sidewalk QTY (Minus DRWY)	Area (SF)	Quantity	Units	Unit Cost	Total
						3							
1	PREP ROW	1406								14.06	STA	$ 400.00	$ 5,624.00
1	CONCRETE SIDEWALK	1406	5	35	2812	3	375	2332	11660	1295.56	SY	$ 40.00	$ 51,822.22
8	CURB RAMP									8	EA	$ 1,200.00	$ 9,600.00
25	DRIVEWAYS (CONC)	15	5				375		75	208.33	SY	$ 50.00	$ 10,416.67
	COMERCIAL DRIVEWAYS (CONC)	25	5				0		125	0.00	SY	$ 50.00	$ -
												Mellward Road	$ 77,462.89

Karon Street

Item	Item Description	Street Length	Typical Sidewalk Width	Typical Street Length	Sidewalk Length (Both Sides)	Number of Intersecting Streets	Driveway Length	Total Sidewalk QTY (Minus DRWY)	Area (SF)	Quantity	Units	Unit Cost	Total
						0							
1	PREP ROW	366								3.66	STA	$ 400.00	$ 1,464.00
1	CONCRETE SIDEWALK	366	5	35	732	0	135	597	2985	331.67	SY	$ 40.00	$ 13,266.67
2	CURB RAMP									2	EA	$ 1,200.00	$ 2,400.00
9	DRIVEWAYS (CONC)	15	5				135		75	75.00	SY	$ 50.00	$ 3,750.00
	COMERCIAL DRIVEWAYS (CONC)	25	5				0		125	0.00	SY	$ 50.00	$ -
												Karon Street	$ 20,880.67

CITY OF SOCORRO
Master Sidewalk Plan
SECTION 7
7/17/2019

5 Ft Wide Sidewalks
4 Inch Depth Sidewalks

Seth Circle

Item	Item Description	Street Length	Typical Sidewalk Width	Typical Street Length	Sidewalk Length (Both Sides)	Number of Intersecting Streets	Driveway Length	Total Sidewalk QTY (Minus DRWY)	Area (SF)	Quantity	Units	Unit Cost	Total
						0							
1	PREP ROW	416								4.16	STA	$ 400.00	$ 1,664.00
1	CONCRETE SIDEWALK	416	5	35	832	0	105	727	3635	403.89	SY	$ 40.00	$ 16,155.56
4	CURB RAMP									4	EA	$ 1,200.00	$ 4,800.00
7	DRIVEWAYS (CONC)	15	5				105		75	58.33	SY	$ 50.00	$ 2,916.67
	COMERCIAL DRIVEWAYS (CONC)	25	5				0		125	0.00	SY	$ 50.00	$ -
												Seth Circle	$ 25,536.22

Avondale Street

Item	Item Description	Street Length	Typical Sidewalk Width	Typical Street Length	Sidewalk Length (Both Sides)	Number of Intersecting Streets	Driveway Length	Total Sidewalk QTY (Minus DRWY)	Area (SF)	Quantity	Units	Unit Cost	Total
						0							
1	PREP ROW	329								3.29	STA	$ 400.00	$ 1,316.00
1	CONCRETE SIDEWALK	329	5	35	658	0	90	568	2840	315.56	SY	$ 40.00	$ 12,622.22
4	CURB RAMP									4	EA	$ 1,200.00	$ 4,800.00
6	DRIVEWAYS (CONC)	15	5				90		75	50.00	SY	$ 50.00	$ 2,500.00
	COMERCIAL DRIVEWAYS (CONC)	25	5				0		125	0.00	SY	$ 50.00	$ -
												Avondale Street	$ 21,238.22

End Island Street

Item	Item Description	Street Length	Typical Sidewalk Width	Typical Street Length	Sidewalk Length (Both Sides)	Number of Intersecting Streets	Driveway Length	Total Sidewalk QTY (Minus DRWY)	Area (SF)	Quantity	Units	Unit Cost	Total
						0							
1	PREP ROW	181								1.81	STA	$ 400.00	$ 724.00
1	CONCRETE SIDEWALK	181	5	35	362	0	30	332	1660	184.44	SY	$ 40.00	$ 7,377.78
4	CURB RAMP									4	EA	$ 1,200.00	$ 4,800.00
2	DRIVEWAYS (CONC)	15	5				30		75	16.67	SY	$ 50.00	$ 833.33
	COMERCIAL DRIVEWAYS (CONC)	25	5				0		125	0.00	SY	$ 50.00	$ -
												End Island Street	$ 13,735.11

Oden Drive

Item	Item Description	Street Length	Typical Sidewalk Width	Typical Street Length	Sidewalk Length (Both Sides)	Number of Intersecting Streets	Driveway Length	Total Sidewalk QTY (Minus DRWY)	Area (SF)	Quantity	Units	Unit Cost	Total
						5							
1	PREP ROW	4610								46.1	STA	$ 400.00	$ 18,440.00
1	CONCRETE SIDEWALK	4610	5	35	9220	5	1275	7770	38850	4316.67	SY	$ 40.00	$ 172,666.67
14	CURB RAMP									14	EA	$ 1,200.00	$ 16,800.00
85	DRIVEWAYS (CONC)	15	5				1275		75	708.33	SY	$ 50.00	$ 35,416.67
	COMERCIAL DRIVEWAYS (CONC)	25	5				0		125	0.00	SY	$ 50.00	$ -
												Oden Drive	$ 243,323.33

Staci Drive

Item	Item Description	Street Length	Typical Sidewalk Width	Typical Street Length	Sidewalk Length (Both Sides)	Number of Intersecting Streets	Driveway Length	Total Sidewalk QTY (Minus DRWY)	Area (SF)	Quantity	Units	Unit Cost	Total
						0							
1	PREP ROW	2069								20.69	STA	$ 400.00	$ 8,276.00
1	CONCRETE SIDEWALK	2069	5	35	4138	0	810	3328	16640	1848.89	SY	$ 40.00	$ 73,955.56
4	CURB RAMP									4	EA	$ 1,200.00	$ 4,800.00
54	DRIVEWAYS (CONC)	15	5				810		75	450.00	SY	$ 50.00	$ 22,500.00
	COMERCIAL DRIVEWAYS (CONC)	25	5				0		125	0.00	SY	$ 50.00	$ -
												Staci Drive	$ 109,531.56

Page Street

Item	Item Description	Street Length	Typical Sidewalk Width	Typical Street Length	Sidewalk Length (Both Sides)	Number of Intersecting Streets	Driveway Length	Total Sidewalk QTY (Minus DRWY)	Area (SF)	Quantity	Units	Unit Cost	Total
						2							
1	PREP ROW	756								7.56	STA	$ 400.00	$ 3,024.00
1	CONCRETE SIDEWALK	756	5	35	1512	2	195	1247	6235	692.78	SY	$ 40.00	$ 27,711.11
4	CURB RAMP									4	EA	$ 1,200.00	$ 4,800.00
13	DRIVEWAYS (CONC)	15	5				195		75	108.33	SY	$ 50.00	$ 5,416.67
	COMERCIAL DRIVEWAYS (CONC)	25	5				0		125	0.00	SY	$ 50.00	$ -
												Page Street	$ 40,951.78

Shanda Circle

Item	Item Description	Street Length	Typical Sidewalk Width	Typical Street Length	Sidewalk Length (Both Sides)	Number of Intersecting Streets	Driveway Length	Total Sidewalk QTY (Minus DRWY)	Area (SF)	Quantity	Units	Unit Cost	Total
						0							
1	PREP ROW	1515								15.15	STA	$ 400.00	$ 6,060.00
1	CONCRETE SIDEWALK	1515	5	35	3030	0	210	2820	14100	1566.67	SY	$ 40.00	$ 62,666.67
4	CURB RAMP									4	EA	$ 1,200.00	$ 4,800.00
14	DRIVEWAYS (CONC)	15	5				210		75	116.67	SY	$ 50.00	$ 5,833.33
	COMERCIAL DRIVEWAYS (CONC)	25	5				0		125	0.00	SY	$ 50.00	$ -
												Shanda Circle	$ 79,360.00

Alameda Avenue

Item	Item Description	Street Length	Typical Sidewalk Width	Typical Street Length	Sidewalk Length (Both Sides)	Number of Intersecting Streets	Driveway Length	Total Sidewalk QTY (Minus DRWY)	Area (SF)	Quantity	Units	Unit Cost	Total
						7							
1	PREP ROW	8764								87.64	STA	$ 400.00	$ 35,056.00
1	CONCRETE SIDEWALK	8764	5	35	17528	7	860	16423	82115	9123.89	SY	$ 40.00	$ 364,955.56
14	CURB RAMP									14	EA	$ 1,200.00	$ 16,800.00
29	DRIVEWAYS (CONC)	15	5				435		75	241.67	SY	$ 50.00	$ 12,083.33
17	COMERCIAL DRIVEWAYS (CONC)	25	5				425		125	236.11	SY	$ 50.00	$ 11,805.56
												Alameda Avenue	$ 440,700.44

CITY OF SOCORRO
Master Sidewalk Plan
SECTION 7
7/17/2019

5 Ft Wide Sidewalks
4 Inch Depth Sidewalks

Wiseman Circle

Item	Item Description	Street Length	Typical Sidewalk Width	Typical Street Length	Sidewalk Length (Both Sides)	Number of Intersecting Streets	Driveway Length	Total Sidewalk QTY (Minus DRWY)	Area (SF)	Quantity	Units	Unit Cost	Total
						1							
1	PREP ROW	2477								24.77	STA	$ 400.00	$ 9,908.00
1	CONCRETE SIDEWALK	2477	5	35	4954	1	595	4324	21620	2402.22	SY	$ 40.00	$ 96,088.89
6	CURB RAMP									6	EA	$ 1,200.00	$ 7,200.00
38	DRIVEWAYS (CONC)	15	5				570		75	316.67	SY	$ 50.00	$ 15,833.33
1	COMERCIAL DRIVEWAYS (CONC)	25	5				25		125	13.89	SY	$ 50.00	$ 694.44
												Wiseman Circle	$ 129,724.67

Settle Road

Item	Item Description	Street Length	Typical Sidewalk Width	Typical Street Length	Sidewalk Length (Both Sides)	Number of Intersecting Streets	Driveway Length	Total Sidewalk QTY (Minus DRWY)	Area (SF)	Quantity	Units	Unit Cost	Total
						0							
1	PREP ROW	805								8.05	STA	$ 400.00	$ 3,220.00
1	CONCRETE SIDEWALK	805	5	35	1610	0	240	1370	6850	761.11	SY	$ 40.00	$ 30,444.44
4	CURB RAMP									4	EA	$ 1,200.00	$ 4,800.00
16	DRIVEWAYS (CONC)	15	5				240		75	133.33	SY	$ 50.00	$ 6,666.67
	COMERCIAL DRIVEWAYS (CONC)	25	5				0		125	0.00	SY	$ 50.00	$ -
												Settle Road	$ 45,131.11

Monte Rubio Court

Item	Item Description	Street Length	Typical Sidewalk Width	Typical Street Length	Sidewalk Length (Both Sides)	Number of Intersecting Streets	Driveway Length	Total Sidewalk QTY (Minus DRWY)	Area (SF)	Quantity	Units	Unit Cost	Total
						1							
1	PREP ROW	545								5.45	STA	$ 400.00	$ 2,180.00
1	CONCRETE SIDEWALK	545	5	35	1090	1	180	875	4375	486.11	SY	$ 40.00	$ 19,444.44
4	CURB RAMP									4	EA	$ 1,200.00	$ 4,800.00
12	DRIVEWAYS (CONC)	15	5				180		75	100.00	SY	$ 50.00	$ 5,000.00
	COMERCIAL DRIVEWAYS (CONC)	25	5				0		125	0.00	SY	$ 50.00	$ -
												Monte Rubio Court	$ 31,424.44

Montecristo

Item	Item Description	Street Length	Typical Sidewalk Width	Typical Street Length	Sidewalk Length (Both Sides)	Number of Intersecting Streets	Driveway Length	Total Sidewalk QTY (Minus DRWY)	Area (SF)	Quantity	Units	Unit Cost	Total
						0							
1	PREP ROW	322								3.22	STA	$ 400.00	$ 1,288.00
1	CONCRETE SIDEWALK	322	5	35	644	0	45	599	2995	332.78	SY	$ 40.00	$ 13,311.11
4	CURB RAMP									4	EA	$ 1,200.00	$ 4,800.00
3	DRIVEWAYS (CONC)	15	5				45		75	25.00	SY	$ 50.00	$ 1,250.00
	COMERCIAL DRIVEWAYS (CONC)	25	5				0		125	0.00	SY	$ 50.00	$ -
												Montecristo	$ 20,649.11

N. Rio Vista Road

Item	Item Description	Street Length	Typical Sidewalk Width	Typical Street Length	Sidewalk Length (Both Sides)	Number of Intersecting Streets	Driveway Length	Total Sidewalk QTY (Minus DRWY)	Area (SF)	Quantity	Units	Unit Cost	Total
						0							
1	PREP ROW	530								5.3	STA	$ 400.00	$ 2,120.00
1	CONCRETE SIDEWALK	530	5	35	1060	0	110	950	4750	527.78	SY	$ 40.00	$ 21,111.11
8	CURB RAMP									8	EA	$ 1,200.00	$ 9,600.00
4	DRIVEWAYS (CONC)	15	5				60		75	33.33	SY	$ 50.00	$ 1,666.67
2	COMERCIAL DRIVEWAYS (CONC)	25	5				50		125	27.78	SY	$ 50.00	$ 1,388.89
												N. Rio Vista Road	$ 35,886.67

				Construction Subtotal	$ 1,819,240.67
	SURVEYING		LS	3.00%	$ 54,577.22
	CONSTRUCTION MOBILIZATION		LS	5.00%	$ 90,962.03
	SWP3 (Storm Water Pollution Prevention Plan)		LS	5.00%	$ 90,962.03
	CONTINGENCY		LS	15.00%	$ 272,886.10
				SECTION 7 CONSTRUCTION TOTAL =	$ 2,328,628.05

CITY OF SOCORRO
Master Sidewalk Plan
SECTION 8
7/17/2019

5 Ft Wide Sidewalks
4 Inch Depth Sidewalks

North Loop Drive

Item QTY	Item Description	Street Length	Typical Sidewalk Width	Typical Street Width	Sidewalk Length (Both Sides)	Driveway Length	Number of Intersecting Streets	Total Sidewalk QTY (Minus DRWY)	Area (SF)	Quantity	Units	Unit Cost	Total
							3						
1	PREP ROW	5548								55.48	STA	$ 400.00	$ 22,192.00
1	CONCRETE SIDEWALK	5548	5	35	11096	0	335	10761	53805	5978.33	SY	$ 40.00	$ 239,133.33
8	CURB RAMP									8	EA	$ 1,200.00	$ 9,600.00
4	DRIVEWAYS (CONC)	15	5				60		75	33.33	SY	$ 50.00	$ 1,666.67
11	COMERCIAL DRIVEWAYS (CONC)	25	5				275		125	152.78	SY	$ 50.00	$ 7,638.89
												North Loop Drive	$ 280,230.89

Old Hueco Tanks Road

Item	Item Description	Street Length	Typical Sidewalk Width	Typical Street Width	Sidewalk Length (Both Sides)	Driveway Length	Number of Intersecting Streets	Total Sidewalk QTY (Minus DRWY)	Area (SF)	Quantity	Units	Unit Cost	Total
							1						
1	PREP ROW	2605								26.05	STA	$ 400.00	$ 10,420.00
1	CONCRETE SIDEWALK	2605	5	35	5210	0	175	5035	25175	2797.22	SY	$ 40.00	$ 111,888.89
4	CURB RAMP									4	EA	$ 1,200.00	$ 4,800.00
10	DRIVEWAYS (CONC)	15	5				150		75	83.33	SY	$ 50.00	$ 4,166.67
1	COMERCIAL DRIVEWAYS (CONC)	25	5				25		125	13.89	SY	$ 50.00	$ 694.44
												Old Hueco Tanks Road	$ 131,970.00

Oslo Drive

Item	Item Description	Street Length	Typical Sidewalk Width	Typical Street Width	Sidewalk Length (Both Sides)	Driveway Length	Number of Intersecting Streets	Total Sidewalk QTY (Minus DRWY)	Area (SF)	Quantity	Units	Unit Cost	Total
							5						
1	PREP ROW	2018								20.18	STA	$ 400.00	$ 8,072.00
1	CONCRETE SIDEWALK	2018	5	35	4036	0	655	3381	16905	1878.33	SY	$ 40.00	$ 75,133.33
12	CURB RAMP									12	EA	$ 1,200.00	$ 14,400.00
42	DRIVEWAYS (CONC)	15	5				630		75	350.00	SY	$ 50.00	$ 17,500.00
1	COMERCIAL DRIVEWAYS (CONC)	25	5				25		125	13.89	SY	$ 50.00	$ 694.44
												Oslo Drive	$ 115,799.78

Delhi Drive

Item	Item Description	Street Length	Typical Sidewalk Width	Typical Street Width	Sidewalk Length (Both Sides)	Driveway Length	Number of Intersecting Streets	Total Sidewalk QTY (Minus DRWY)	Area (SF)	Quantity	Units	Unit Cost	Total
							4						
1	PREP ROW	502								5.02	STA	$ 400.00	$ 2,008.00
1	CONCRETE SIDEWALK	502	5	35	1004	0	115	889	4445	493.89	SY	$ 40.00	$ 19,755.56
6	CURB RAMP									6	EA	$ 1,200.00	$ 7,200.00
6	DRIVEWAYS (CONC)	15	5				90		75	50.00	SY	$ 50.00	$ 2,500.00
1	COMERCIAL DRIVEWAYS (CONC)	25	5				25		125	13.89	SY	$ 50.00	$ 694.44
												Delhi Drive	$ 32,158.00

Stedham Circle

Item	Item Description	Street Length	Typical Sidewalk Width	Typical Street Width	Sidewalk Length (Both Sides)	Driveway Length	Number of Intersecting Streets	Total Sidewalk QTY (Minus DRWY)	Area (SF)	Quantity	Units	Unit Cost	Total
							6						
1	PREP ROW	2317								23.17	STA	$ 400.00	$ 9,268.00
1	CONCRETE SIDEWALK	2317	5	35	4634	0	805	3829	19145	2127.22	SY	$ 40.00	$ 85,088.89
16	CURB RAMP									16	EA	$ 1,200.00	$ 19,200.00
52	DRIVEWAYS (CONC)	15	5				780		75	433.33	SY	$ 50.00	$ 21,666.67
1	COMERCIAL DRIVEWAYS (CONC)	25	5				25		125	13.89	SY	$ 50.00	$ 694.44
												Stedham Circle	$ 135,918.00

Drammen Way

Item	Item Description	Street Length	Typical Sidewalk Width	Typical Street Width	Sidewalk Length (Both Sides)	Driveway Length	Number of Intersecting Streets	Total Sidewalk QTY (Minus DRWY)	Area (SF)	Quantity	Units	Unit Cost	Total
							0						
1	PREP ROW	161								1.61	STA	$ 400.00	$ 644.00
1	CONCRETE SIDEWALK	161	5	35	322	0	45	277	1385	153.89	SY	$ 40.00	$ 6,155.56
2	CURB RAMP									2	EA	$ 1,200.00	$ 2,400.00
3	DRIVEWAYS (CONC)	15	5				45		75	25.00	SY	$ 50.00	$ 1,250.00
	COMERCIAL DRIVEWAYS (CONC)	25	5				0		125	0.00	SY	$ 50.00	$ -
												Drammen Way	$ 10,449.56

Melissa Circle

Item	Item Description	Street Length	Typical Sidewalk Width	Typical Street Width	Sidewalk Length (Both Sides)	Driveway Length	Number of Intersecting Streets	Total Sidewalk QTY (Minus DRWY)	Area (SF)	Quantity	Units	Unit Cost	Total
							0						
1	PREP ROW	1524								15.24	STA	$ 400.00	$ 6,096.00
1	CONCRETE SIDEWALK	1524	5	35	3048	0	480	2568	12840	1426.67	SY	$ 40.00	$ 57,066.67
4	CURB RAMP									4	EA	$ 1,200.00	$ 4,800.00
32	DRIVEWAYS (CONC)	15	5				480		75	266.67	SY	$ 50.00	$ 13,333.33
	COMERCIAL DRIVEWAYS (CONC)	25	5				0		125	0.00	SY	$ 50.00	$ -
												Melissa Circle	$ 81,296.00

Pioneer Court

Item	Item Description	Street Length	Typical Sidewalk Width	Typical Street Width	Sidewalk Length (Both Sides)	Driveway Length	Number of Intersecting Streets	Total Sidewalk QTY (Minus DRWY)	Area (SF)	Quantity	Units	Unit Cost	Total
							0						
1	PREP ROW	586								5.86	STA	$ 400.00	$ 2,344.00
1	CONCRETE SIDEWALK	586	5	35	1172	0	90	1082	5410	601.11	SY	$ 40.00	$ 24,044.44
	CURB RAMP									0	EA	$ 1,200.00	$ -
6	DRIVEWAYS (CONC)	15	5				90		75	50.00	SY	$ 50.00	$ 2,500.00
	COMERCIAL DRIVEWAYS (CONC)	25	5				0		125	0.00	SY	$ 50.00	$ -
												Pioneer Court	$ 28,888.44

Morocco Circle

Item	Item Description	Street Length	Typical Sidewalk Width	Typical Street Width	Sidewalk Length (Both Sides)	Driveway Length	Number of Intersecting Streets	Total Sidewalk QTY (Minus DRWY)	Area (SF)	Quantity	Units	Unit Cost	Total
							2						
1	PREP ROW	2073								20.73	STA	$ 400.00	$ 8,292.00
1	5' CONCRETE SIDEWALK	2073	5	35	4146	0	760	3386	16930	1881.11	SY	$ 40.00	$ 75,244.44
8	CURB RAMP TY 7									8	EA	$ 1,200.00	$ 9,600.00
49	DRIVEWAYS (CONC)	15	5				735		75	408.33	SY	$ 50.00	$ 20,416.67
1	COMERCIAL DRIVEWAYS (CONC)	25	5				25		125	13.89	SY	$ 50.00	$ 694.44
												Morocco Circle	$ 114,247.56

CITY OF SOCORRO
Master Sidewalk Plan
SECTION 8
7/17/2019

5 Ft Wide Sidewalks
4 Inch Depth Sidewalks

Floralia Street

Item	Item Description	Street Length	Typical Sidewalk Width	Typical Street Width	Sidewalk Length (Both Sides)	Driveway Length	Number of Intersecting Streets	Total Sidewalk QTY (Minus DRWY)	Area (SF)	Quantity	Units	Unit Cost	Total
							0						
1	PREP ROW	1202								12.02	STA	$ 400.00	$ 4,808.00
1	CONCRETE SIDEWALK	1202	5	35	2404	0	330	2074	10370	1152.22	SY	$ 40.00	$ 46,088.89
2	CURB RAMP									2	EA	$ 1,200.00	$ 2,400.00
22	DRIVEWAYS (CONC)	15	5				330		75	183.33	SY	$ 50.00	$ 9,166.67
	COMERCIAL DRIVEWAYS (CONC)	25	5				0		125	0.00	SY	$ 50.00	$ -
												Floralia Street	**$ 62,463.56**

N. Nevarez Road

Item	Item Description	Street Length	Typical Sidewalk Width	Typical Street Width	Sidewalk Length (Both Sides)	Driveway Length	Number of Intersecting Streets	Total Sidewalk QTY (Minus DRWY)	Area (SF)	Quantity	Units	Unit Cost	Total
							2						
1	PREP ROW	1471								14.71	STA	$ 400.00	$ 5,884.00
1	CONCRETE SIDEWALK	1471	5	35	2942	0	190	2752	13760	1528.89	SY	$ 40.00	$ 61,155.56
4	CURB RAMP									4	EA	$ 1,200.00	$ 4,800.00
6	DRIVEWAYS (CONC)	15	5				90		75	50.00	SY	$ 50.00	$ 2,500.00
4	COMERCIAL DRIVEWAYS (CONC)	25	5				100		125	55.56	SY	$ 50.00	$ 2,777.78
												N. Nevarez Road	**$ 77,117.33**

Skylight Circle

Item	Item Description	Street Length	Typical Sidewalk Width	Typical Street Width	Sidewalk Length (Both Sides)	Driveway Length	Number of Intersecting Streets	Total Sidewalk QTY (Minus DRWY)	Area (SF)	Quantity	Units	Unit Cost	Total
							0						
1	PREP ROW	910								9.1	STA	$ 400.00	$ 3,640.00
1	CONCRETE SIDEWALK	910	5	35	1820	0	285	1535	7675	852.78	SY	$ 40.00	$ 34,111.11
4	CURB RAMP									4	EA	$ 1,200.00	$ 4,800.00
19	DRIVEWAYS (CONC)	15	5				285		75	158.33	SY	$ 50.00	$ 7,916.67
	COMERCIAL DRIVEWAYS (CONC)	25	5				0		125	0.00	SY	$ 50.00	$ -
												Skylight Circle	**$ 50,467.78**

N. Moon Road

Item	Item Description	Street Length	Typical Sidewalk Width	Typical Street Width	Sidewalk Length (Both Sides)	Driveway Length	Number of Intersecting Streets	Total Sidewalk QTY (Minus DRWY)	Area (SF)	Quantity	Units	Unit Cost	Total
							0						
1	PREP ROW	5711								57.11	STA	$ 400.00	$ 22,844.00
1	CONCRETE SIDEWALK	5711	5	35	11422	0	510	10912	54560	6062.22	SY	$ 40.00	$ 242,488.89
18	CURB RAMP									18	EA	$ 1,200.00	$ 21,600.00
24	DRIVEWAYS (CONC)	15	5				360		75	200.00	SY	$ 50.00	$ 10,000.00
6	COMERCIAL DRIVEWAYS (CONC)	25	5				150		125	83.33	SY	$ 50.00	$ 4,166.67
												N. Moon Road	**$ 301,099.56**

Alameda Avenue

Item	Item Description	Street Length	Typical Sidewalk Width	Typical Street Width	Sidewalk Length (Both Sides)	Driveway Length	Number of Intersecting Streets	Total Sidewalk QTY (Minus DRWY)	Area (SF)	Quantity	Units	Unit Cost	Total
							2						
1	PREP ROW	4891								48.91	STA	$ 400.00	$ 19,564.00
1	CONCRETE SIDEWALK	4891	5	35	9782	0	650	9132	45660	5073.33	SY	$ 40.00	$ 202,933.33
	CURB RAMP									0	EA	$ 1,200.00	$ -
	DRIVEWAYS (CONC)	15	5				0		75	0.00	SY	$ 50.00	$ -
26	COMERCIAL DRIVEWAYS (CONC)	25	5				650		125	361.11	SY	$ 50.00	$ 18,055.56
												Alameda Avenue	**$ 240,552.89**

				Construction Subtotal	**$ 1,662,659.33**
	SURVEYING		LS	3.00%	$ 49,879.78
	CONSTRUCTION MOBILIZATION		LS	5.00%	$ 83,132.97
	SWP3 (Storm Water Pollution Prevention Plan)		LS	5.00%	$ 83,132.97
	CONTINGENCY		LS	15.00%	$ 249,398.90
				SECTION 8 CONSTRUCTION TOTAL =	**$ 2,128,203.95**

CITY OF SOCORRO
Master Sidewalk Plan
SECTION 9
7/17/2019

5 Ft Wide Sidewalks
4 Inch Depth Sidewalks

North Loop Drive

Item QTY	Item Description	Street Length	Typical Sidewalk Width	Typical Street Width	Sidewalk Length (Both Sides)	Driveway Length	Number of Intersecting Streets	Total Sidewalk QTY (Minus DRWY)	Area (SF)	Quantity	Units	Unit Cost	Total
							2						
1	PREP ROW	6506								65.06	STA	$ 400.00	$ 26,024.00
1	CONCRETE SIDEWALK	6506	5	35	13012	0	140	12872	64360	7151.11	SY	$ 40.00	$ 286,044.44
5	CURB RAMP									5	EA	$ 1,200.00	$ 6,000.00
1	DRIVEWAYS (CONC)	15	5				15		75	8.33	SY	$ 50.00	$ 416.67
5	COMERCIAL DRIVEWAYS (CONC)	25	5				125		125	69.44	SY	$ 50.00	$ 3,472.22
												North Loop Drive	$ 321,957.33

Wosham Road

Item	Item Description	Street Length	Typical Sidewalk Width	Typical Street Width	Sidewalk Length (Both Sides)	Driveway Length	Number of Intersecting Streets	Total Sidewalk QTY (Minus DRWY)	Area (SF)	Quantity	Units	Unit Cost	Total
							1						
1	PREP ROW	4632								46.32	STA	$ 400.00	$ 18,528.00
1	CONCRETE SIDEWALK	4632	5	35	9264	0	420	8844	44220	4913.33	SY	$ 40.00	$ 196,533.33
4	CURB RAMP									4	EA	$ 1,200.00	$ 4,800.00
23	DRIVEWAYS (CONC)	15	5				345		75	191.67	SY	$ 50.00	$ 9,583.33
3	COMERCIAL DRIVEWAYS (CONC)	25	5				75		125	41.67	SY	$ 50.00	$ 2,083.33
												Wosham Road	$ 231,528.00

Messa Drain Road

Item	Item Description	Street Length	Typical Sidewalk Width	Typical Street Width	Sidewalk Length (Both Sides)	Driveway Length	Number of Intersecting Streets	Total Sidewalk QTY (Minus DRWY)	Area (SF)	Quantity	Units	Unit Cost	Total
							1						
1	PREP ROW	2735								27.35	STA	$ 400.00	$ 10,940.00
1	CONCRETE SIDEWALK	2735	5	35	5470	0	405	5065	25325	2813.89	SY	$ 40.00	$ 112,555.56
4	CURB RAMP									4	EA	$ 1,200.00	$ 4,800.00
27	DRIVEWAYS (CONC)	15	5				405		75	225.00	SY	$ 50.00	$ 11,250.00
	COMERCIAL DRIVEWAYS (CONC)	25	5				0		125	0.00	SY	$ 50.00	$ -
												Messa Drain Road	$ 139,545.56

Castle Fin Circle

Item	Item Description	Street Length	Typical Sidewalk Width	Typical Street Width	Sidewalk Length (Both Sides)	Driveway Length	Number of Intersecting Streets	Total Sidewalk QTY (Minus DRWY)	Area (SF)	Quantity	Units	Unit Cost	Total
							0						
1	PREP ROW	1957								19.57	STA	$ 400.00	$ 7,828.00
1	CONCRETE SIDEWALK	1957	5	35	3914	0	240	3674	18370	2041.11	SY	$ 40.00	$ 81,644.44
2	CURB RAMP									2	EA	$ 1,200.00	$ 2,400.00
16	DRIVEWAYS (CONC)	15	5				240		75	133.33	SY	$ 50.00	$ 6,666.67
	COMERCIAL DRIVEWAYS (CONC)	25	5				0		125	0.00	SY	$ 50.00	$ -
												Castle Fin Circle	$ 98,539.11

Corrina Road

Item	Item Description	Street Length	Typical Sidewalk Width	Typical Street Width	Sidewalk Length (Both Sides)	Driveway Length	Number of Intersecting Streets	Total Sidewalk QTY (Minus DRWY)	Area (SF)	Quantity	Units	Unit Cost	Total
							1						
1	PREP ROW	1655								16.55	STA	$ 400.00	$ 6,620.00
1	CONCRETE SIDEWALK	1655	5	35	3310	0	150	3160	15800	1755.56	SY	$ 40.00	$ 70,222.22
4	CURB RAMP									4	EA	$ 1,200.00	$ 4,800.00
10	DRIVEWAYS (CONC)	15	5				150		75	83.33	SY	$ 50.00	$ 4,166.67
	COMERCIAL DRIVEWAYS (CONC)	25	5				0		125	0.00	SY	$ 50.00	$ -
												Corrina Road	$ 85,808.89

Pamela Raye Road

Item	Item Description	Street Length	Typical Sidewalk Width	Typical Street Width	Sidewalk Length (Both Sides)	Driveway Length	Number of Intersecting Streets	Total Sidewalk QTY (Minus DRWY)	Area (SF)	Quantity	Units	Unit Cost	Total
							2						
1	PREP ROW	3281								32.81	STA	$ 400.00	$ 13,124.00
1	CONCRETE SIDEWALK	3281	5	35	6562	0	1090	5472	27360	3040.00	SY	$ 40.00	$ 121,600.00
6	CURB RAMP									6	EA	$ 1,200.00	$ 7,200.00
71	DRIVEWAYS (CONC)	15	5				1065		75	591.67	SY	$ 50.00	$ 29,583.33
1	COMERCIAL DRIVEWAYS (CONC)	25	5				25		125	13.89	SY	$ 50.00	$ 694.44
												Pamela Raye Road	$ 172,201.78

Stevie Lane

Item	Item Description	Street Length	Typical Sidewalk Width	Typical Street Width	Sidewalk Length (Both Sides)	Driveway Length	Number of Intersecting Streets	Total Sidewalk QTY (Minus DRWY)	Area (SF)	Quantity	Units	Unit Cost	Total
							0						
1	PREP ROW	209								2.09	STA	$ 400.00	$ 836.00
1	CONCRETE SIDEWALK	209	5	35	418	0	75	343	1715	190.56	SY	$ 40.00	$ 7,622.22
2	CURB RAMP									2	EA	$ 1,200.00	$ 2,400.00
5	DRIVEWAYS (CONC)	15	5				75		75	41.67	SY	$ 50.00	$ 2,083.33
	COMERCIAL DRIVEWAYS (CONC)	25	5				0		125	0.00	SY	$ 50.00	$ -
												Stevie Lane	$ 12,941.56

Richardson Road

Item	Item Description	Street Length	Typical Sidewalk Width	Typical Street Width	Sidewalk Length (Both Sides)	Driveway Length	Number of Intersecting Streets	Total Sidewalk QTY (Minus DRWY)	Area (SF)	Quantity	Units	Unit Cost	Total
							1						
1	PREP ROW	1353								13.53	STA	$ 400.00	$ 5,412.00
1	CONCRETE SIDEWALK	1353	5	35	2706	0	265	2441	12205	1356.11	SY	$ 40.00	$ 54,244.44
6	CURB RAMP									6	EA	$ 1,200.00	$ 7,200.00
16	DRIVEWAYS (CONC)	15	5				240		75	133.33	SY	$ 50.00	$ 6,666.67
1	COMERCIAL DRIVEWAYS (CONC)	25	5				25		125	13.89	SY	$ 50.00	$ 694.44
												Richardson Road	$ 74,217.56

CITY OF SOCORRO
Master Sidewalk Plan
SECTION 9
7/17/2019

5 Ft Wide Sidewalks
4 Inch Depth Sidewalks

Anderson Road

Item	Item Description	Street Length	Typical Sidewalk Width	Typical Street Width	Sidewalk Length (Both Sides)	Driveway Length	Number of Intersecting Streets	Total Sidewalk QTY (Minus DRWY)	Area (SF)	Quantity	Units	Unit Cost	Total
							0						
1	PREP ROW	3247								32.47	STA	$ 400.00	$ 12,988.00
1	CONCRETE SIDEWALK	3247	5	35	6494	0	105	6389	31945	3549.44	SY	$ 40.00	$ 141,977.78
1	CURB RAMP									1	EA	$ 1,200.00	$ 1,200.00
7	DRIVEWAYS (CONC)	15	5				105		75	58.33	SY	$ 50.00	$ 2,916.67
												Anderson Road	**$ 159,082.44**

Quail Messa Drive

Item	Item Description	Street Length	Typical Sidewalk Width	Typical Street Width	Sidewalk Length (Both Sides)	Driveway Length	Number of Intersecting Streets	Total Sidewalk QTY (Minus DRWY)	Area (SF)	Quantity	Units	Unit Cost	Total
							0						
1	PREP ROW	1654								16.54	STA	$ 400.00	$ 6,616.00
1	CONCRETE SIDEWALK	1654	5	35	3308	0	150	3158	15790	1754.44	SY	$ 40.00	$ 70,177.78
2	CURB RAMP									2	EA	$ 1,200.00	$ 2,400.00
10	DRIVEWAYS (CONC)	15	5				150		75	83.33	SY	$ 50.00	$ 4,166.67
	COMERCIAL DRIVEWAYS (CONC)	25	5				0		125	0.00	SY	$ 50.00	$ -
												Quail Messa Drive	**$ 83,360.44**

				Construction Subtotal	**$ 1,379,182.67**
	SURVEYING		LS	3.00%	$ 41,375.48
	CONSTRUCTION MOBILIZATION		LS	5.00%	$ 68,959.13
	SWP3 (Storm Water Pollution Prevention Plan)		LS	5.00%	$ 68,959.13
	CONTINGENCY		LS	15.00%	$ 206,877.40
				SECTION 9 CONSTRUCTION TOTAL =	**$ 1,765,353.81**

CITY OF SOCORRO
Master Sidewalk Plan
SECTION 10
7/17/2019

5 Ft Wide Sidewalks
6 Inch Depth Sidewalks

Jewel Drive

Item QTY	Item Description	Street Length	Typical Sidewalk Width	Typical Street Width	Sidewalk Length (Both Sides)	Driveway Length	Number of Intersecting Streets	Total Sidewalk QTY (Minus DRWY)	Area (SF)	Quantity	Units	Unit Cost	Total
							3						
1	PREP ROW	1619								16.19	STA	$ 400.00	$ 6,476.00
1	CONCRETE SIDEWALK	1619	5	35	3238	0	415	2823	14115	1568.33	SY	$ 40.00	$ 62,733.33
8	CURB RAMP									8	EA	$ 1,200.00	$ 9,600.00
26	DRIVEWAYS (CONC)	15	5				390		75	216.67	SY	$ 50.00	$ 10,833.33
1	COMERCIAL DRIVEWAYS (CONC)	25	5				25		125	13.89	SY	$ 50.00	$ 694.44
												Jewel Drive	$ 90,337.11

Reese Court

Item	Item Description	Street Length	Typical Sidewalk Width	Typical Street Width	Sidewalk Length (Both Sides)	Driveway Length	Number of Intersecting Streets	Total Sidewalk QTY (Minus DRWY)	Area (SF)	Quantity	Units	Unit Cost	Total
							0						
1	PREP ROW	298								2.98	STA	$ 400.00	$ 1,192.00
1	CONCRETE SIDEWALK	298	5	35	596	0	75	521	2605	289.44	SY	$ 40.00	$ 11,577.78
2	CURB RAMP									2	EA	$ 1,200.00	$ 2,400.00
5	DRIVEWAYS (CONC)	15	5				75		75	41.67	SY	$ 50.00	$ 2,083.33
	COMERCIAL DRIVEWAYS (CONC)	25	5				0		125	0.00	SY	$ 50.00	$ -
												Reese Court	$ 17,253.11

McAdoo Drive

Item	Item Description	Street Length	Typical Sidewalk Width	Typical Street Width	Sidewalk Length (Both Sides)	Driveway Length	Number of Intersecting Streets	Total Sidewalk QTY (Minus DRWY)	Area (SF)	Quantity	Units	Unit Cost	Total
							3						
1	PREP ROW	1606								16.06	STA	$ 400.00	$ 6,424.00
1	CONCRETE SIDEWALK	1606	5	35	3212	0	195	3017	15085	1676.11	SY	$ 40.00	$ 67,044.44
10	CURB RAMP									10	EA	$ 1,200.00	$ 12,000.00
13	DRIVEWAYS (CONC)	15	5				195		75	108.33	SY	$ 50.00	$ 5,416.67
	COMERCIAL DRIVEWAYS (CONC)	25	5				0		125	0.00	SY	$ 50.00	$ -
												McAdoo Drive	$ 90,885.11

Jervis Drive

Item	Item Description	Street Length	Typical Sidewalk Width	Typical Street Width	Sidewalk Length (Both Sides)	Driveway Length	Number of Intersecting Streets	Total Sidewalk QTY (Minus DRWY)	Area (SF)	Quantity	Units	Unit Cost	Total
							1						
1	PREP ROW	1317								13.17	STA	$ 400.00	$ 5,268.00
1	CONCRETE SIDEWALK	1317	5	35	2634	0	255	2379	11895	1321.67	SY	$ 40.00	$ 52,866.67
6	CURB RAMP									6	EA	$ 1,200.00	$ 7,200.00
17	DRIVEWAYS (CONC)	15	5				255		75	141.67	SY	$ 50.00	$ 7,083.33
	COMERCIAL DRIVEWAYS (CONC)	25	5				0		125	0.00	SY	$ 50.00	$ -
												Jervis Drive	$ 72,418.00

Jimmy Don Court

Item	Item Description	Street Length	Typical Sidewalk Width	Typical Street Width	Sidewalk Length (Both Sides)	Driveway Length	Number of Intersecting Streets	Total Sidewalk QTY (Minus DRWY)	Area (SF)	Quantity	Units	Unit Cost	Total
							0						
1	PREP ROW	327								3.27	STA	$ 400.00	$ 1,308.00
1	CONCRETE SIDEWALK	327	5	35	654	0	120	534	2670	296.67	SY	$ 40.00	$ 11,866.67
2	CURB RAMP									2	EA	$ 1,200.00	$ 2,400.00
8	DRIVEWAYS (CONC)	15	5				120		75	66.67	SY	$ 50.00	$ 3,333.33
	COMERCIAL DRIVEWAYS (CONC)	25	5				0		125	0.00	SY	$ 50.00	$ -
												Jimmy Don Court	$ 18,908.00

Andy Court

Item	Item Description	Street Length	Typical Sidewalk Width	Typical Street Width	Sidewalk Length (Both Sides)	Driveway Length	Number of Intersecting Streets	Total Sidewalk QTY (Minus DRWY)	Area (SF)	Quantity	Units	Unit Cost	Total
							0						
1	PREP ROW	322								3.22	STA	$ 400.00	$ 1,288.00
1	CONCRETE SIDEWALK	322	5	35	644	0	60	584	2920	324.44	SY	$ 40.00	$ 12,977.78
2	CURB RAMP									2	EA	$ 1,200.00	$ 2,400.00
4	DRIVEWAYS (CONC)	15	5				60		75	33.33	SY	$ 50.00	$ 1,666.67
	COMERCIAL DRIVEWAYS (CONC)	25	5				0		125	0.00	SY	$ 50.00	$ -
												Andy Court	$ 18,332.44

Wesley Street

Item	Item Description	Street Length	Typical Sidewalk Width	Typical Street Width	Sidewalk Length (Both Sides)	Driveway Length	Number of Intersecting Streets	Total Sidewalk QTY (Minus DRWY)	Area (SF)	Quantity	Units	Unit Cost	Total
							0						
1	PREP ROW	340								3.4	STA	$ 400.00	$ 1,360.00
1	CONCRETE SIDEWALK	340	5	35	680	0	0	680	3400	377.78	SY	$ 40.00	$ 15,111.11
4	CURB RAMP									4	EA	$ 1,200.00	$ 4,800.00
	DRIVEWAYS (CONC)	15	5				0		75	0.00	SY	$ 50.00	$ -
	COMERCIAL DRIVEWAYS (CONC)	25	5				0		125	0.00	SY	$ 50.00	$ -
												Wesley Street	$ 21,271.11

Mark Mabon Court

Item	Item Description	Street Length	Typical Sidewalk Width	Typical Street Width	Sidewalk Length (Both Sides)	Driveway Length	Number of Intersecting Streets	Total Sidewalk QTY (Minus DRWY)	Area (SF)	Quantity	Units	Unit Cost	Total
1	PREP ROW	397								3.97	STA	$ 400.00	$ 1,588.00
1	CONCRETE SIDEWALK	397	5	35	794	0	105	689	3445	382.78	SY	$ 40.00	$ 15,311.11
2	CURB RAMP									2	EA	$ 1,200.00	$ 2,400.00
7	DRIVEWAYS (CONC)	15	5				105		75	58.33	SY	$ 50.00	$ 2,916.67
	COMERCIAL DRIVEWAYS (CONC)	25	5				0		125	0.00	SY	$ 50.00	$ -
												Mark Mabon Court	$ 22,215.78

CITY OF SOCORRO
Master Sidewalk Plan
SECTION 10
7/17/2019

5 Ft Wide Sidewalks
6 Inch Depth Sidewalks

Jim Bean Drive

Item	Item Description	Street Length	Typical Sidewalk Width	Typical Street Width	Sidewalk Length (Both Sides)	Driveway Length	Number of Intersecting Streets	Total Sidewalk QTY (Minus DRWY)	Area (SF)	Quantity	Units	Unit Cost	Total
1	PREP ROW	1939								19.39	STA	$ 400.00	$ 7,756.00
1	CONCRETE SIDEWALK	1939	5	35	3878	0	420	3458	17290	1921.11	SY	$ 40.00	$ 76,844.44
14	CURB RAMP									14	EA	$ 1,200.00	$ 16,800.00
28	DRIVEWAYS (CONC)	15	5				420		75	233.33	SY	$ 50.00	$ 11,666.67
	COMERCIAL DRIVEWAYS (CONC)	25	5				0		125	0.00	SY	$ 50.00	$ -
												Jim Bean Drive	**$ 113,067.11**

Leloins Street

Item	Item Description	Street Length	Typical Sidewalk Width	Typical Street Width	Sidewalk Length (Both Sides)	Driveway Length	Number of Intersecting Streets	Total Sidewalk QTY (Minus DRWY)	Area (SF)	Quantity	Units	Unit Cost	Total
							3						
1	PREP ROW	1056								10.56	STA	$ 400.00	$ 4,224.00
1	CONCRETE SIDEWALK	1056	5	35	2112	0	90	2022	10110	1123.33	SY	$ 40.00	$ 44,933.33
12	CURB RAMP									12	EA	$ 1,200.00	$ 14,400.00
6	DRIVEWAYS (CONC)	15	5				90		75	50.00	SY	$ 50.00	$ 2,500.00
	COMERCIAL DRIVEWAYS (CONC)	25	5				0		125	0.00	SY	$ 50.00	$ -
												Leloins Street	**$ 66,057.33**

Justin Court

Item	Item Description	Street Length	Typical Sidewalk Width	Typical Street Width	Sidewalk Length (Both Sides)	Driveway Length	Number of Intersecting Streets	Total Sidewalk QTY (Minus DRWY)	Area (SF)	Quantity	Units	Unit Cost	Total
							0						
1	PREP ROW	306								3.06	STA	$ 400.00	$ 1,224.00
1	CONCRETE SIDEWALK	306	5	35	612	0	60	552	2760	306.67	SY	$ 40.00	$ 12,266.67
2	CURB RAMP									2	EA	$ 1,200.00	$ 2,400.00
4	DRIVEWAYS (CONC)	15	5				60		75	33.33	SY	$ 50.00	$ 1,666.67
	COMERCIAL DRIVEWAYS (CONC)	25	5				0		125	0.00	SY	$ 50.00	$ -
												Justin Court	**$ 17,557.33**

Bauman Road

Item	Item Description	Street Length	Typical Sidewalk Width	Typical Street Width	Sidewalk Length (Both Sides)	Driveway Length	Number of Intersecting Streets	Total Sidewalk QTY (Minus DRWY)	Area (SF)	Quantity	Units	Unit Cost	Total
							0						
1	PREP ROW	389								3.89	STA	$ 400.00	$ 1,556.00
1	CONCRETE SIDEWALK	389	5	35	778	0	30	748	3740	415.56	SY	$ 40.00	$ 16,622.22
	CURB RAMP									0	EA	$ 1,200.00	$ -
2	DRIVEWAYS (CONC)	15	5				30		75	16.67	SY	$ 50.00	$ 833.33
	COMERCIAL DRIVEWAYS (CONC)	25	5				0		125	0.00	SY	$ 50.00	$ -
												Bauman Road	**$ 19,011.56**

North Loop Drive

Item	Item Description	Street Length	Typical Sidewalk Width	Typical Street Width	Sidewalk Length (Both Sides)	Driveway Length	Number of Intersecting Streets	Total Sidewalk QTY (Minus DRWY)	Area (SF)	Quantity	Units	Unit Cost	Total
							2						
1	PREP ROW	6920								69.2	STA	$ 400.00	$ 27,680.00
1	CONCRETE SIDEWALK	6920	5	35	13840	0	65	13775	68875	7652.78	SY	$ 40.00	$ 306,111.11
5	CURB RAMP									5	EA	$ 1,200.00	$ 6,000.00
1	DRIVEWAYS (CONC)	15	5				15		75	8.33	SY	$ 50.00	$ 416.67
2	COMERCIAL DRIVEWAYS (CONC)	25	5				50		125	27.78	SY	$ 50.00	$ 1,388.89
												North Loop Drive	**$ 341,596.67**

Clems Road

Item	Item Description	Street Length	Typical Sidewalk Width	Typical Street Width	Sidewalk Length (Both Sides)	Driveway Length	Number of Intersecting Streets	Total Sidewalk QTY (Minus DRWY)	Area (SF)	Quantity	Units	Unit Cost	Total
							0						
1	PREP ROW	2168								21.68	STA	$ 400.00	$ 8,672.00
1	CONCRETE SIDEWALK	2168	5	35	4336	0	150	4186	20930	2325.56	SY	$ 40.00	$ 93,022.22
1	CURB RAMP									1	EA	$ 1,200.00	$ 1,200.00
10	DRIVEWAYS (CONC)	15	5				150		75	83.33	SY	$ 50.00	$ 4,166.67
	COMERCIAL DRIVEWAYS (CONC)	25	5				0		125	0.00	SY	$ 50.00	$ -
												Clems Road	**$ 107,060.89**

Russ Road

Item	Item Description	Street Length	Typical Sidewalk Width	Typical Street Width	Sidewalk Length (Both Sides)	Driveway Length	Number of Intersecting Streets	Total Sidewalk QTY (Minus DRWY)	Area (SF)	Quantity	Units	Unit Cost	Total
							5						
1	PREP ROW	1788								17.88	STA	$ 400.00	$ 7,152.00
1	CONCRETE SIDEWALK	1788	5	35	3576	0	285	3291	16455	1828.33	SY	$ 40.00	$ 73,133.33
10	CURB RAMP									10	EA	$ 1,200.00	$ 12,000.00
19	DRIVEWAYS (CONC)	15	5				285		75	158.33	SY	$ 50.00	$ 7,916.67
	COMERCIAL DRIVEWAYS (CONC)	25	5				0		125	0.00	SY	$ 50.00	$ -
												Russ Road	**$ 100,202.00**

				Construction Subtotal	**$ 1,116,173.56**
	SURVEYING		LS	3.00%	$ 33,485.21
	CONSTRUCTION MOBILIZATION		LS	5.00%	$ 55,808.68
	SWP3 (Storm Water Pollution Prevention Plan)		LS	5.00%	$ 55,808.68
	CONTINGENCY		LS	15.00%	$ 167,426.03
				SECTION 10 CONSTRUCTION TOTAL =	**$ 1,428,702.15**

CITY OF SOCORRO
Master Sidewalk Plan
SECTION 11
7/17/2019

5 Ft Wide Sidewalks
4 Inch Depth Sidewalks

North Loop Drive

Item QTY	Item Description	Street Length	Typical Sidewalk Width	Typical Street Width	Sidewalk Length (Both Sides)	Driveway Length	Number of Intersecting Streets	Total Sidewalk QTY (Minus DRWY)	Area (SF)	Quantity	Units	Unit Cost	Total
							3						
1	PREP ROW	1547								15.47	STA	$ 400.00	$ 6,188.00
1	CONCRETE SIDEWALK	1547	5	35	3094	0	415	2679	13395	1488.33	SY	$ 40.00	$ 59,533.33
5	CURB RAMP									5	EA	$ 1,200.00	$ 6,000.00
16	DRIVEWAYS (CONC)	15	5				240		75	133.33	SY	$ 50.00	$ 6,666.67
7	COMERCIAL DRIVEWAYS (CONC)	25	5				175		125	97.22	SY	$ 50.00	$ 4,861.11
												North Loop Drive	$ 83,249.11

Clems Road

Item	Item Description	Street Length	Typical Sidewalk Width	Typical Street Width	Sidewalk Length (Both Sides)	Driveway Length	Number of Intersecting Streets	Total Sidewalk QTY (Minus DRWY)	Area (SF)	Quantity	Units	Unit Cost	Total
							0						
1	PREP ROW	2119								21.19	STA	$ 400.00	$ 8,476.00
1	CONCRETE SIDEWALK	2119	5	35	4238	0	0	4238	21190	2354.44	SY	$ 40.00	$ 94,177.78
1	CURB RAMP									1	EA	$ 1,200.00	$ 1,200.00
	DRIVEWAYS (CONC)	15	5				0		75	0.00	SY	$ 50.00	$ -
	COMERCIAL DRIVEWAYS (CONC)	25	5				0		125	0.00	SY	$ 50.00	$ -
												Clems Road	$ 103,853.78

Sudan Drive

Item	Item Description	Street Length	Typical Sidewalk Width	Typical Street Width	Sidewalk Length (Both Sides)	Driveway Length	Number of Intersecting Streets	Total Sidewalk QTY (Minus DRWY)	Area (SF)	Quantity	Units	Unit Cost	Total
							6						
1	PREP ROW	1827								18.27	STA	$ 400.00	$ 7,308.00
1	CONCRETE SIDEWALK	1827	5	35	3654	0	330	3324	16620	1846.67	SY	$ 40.00	$ 73,866.67
16	CURB RAMP									16	EA	$ 1,200.00	$ 19,200.00
22	DRIVEWAYS (CONC)	15	5				330		75	183.33	SY	$ 50.00	$ 9,166.67
	COMERCIAL DRIVEWAYS (CONC)	25	5				0		125	0.00	SY	$ 50.00	$ -
												Sudan Drive	$ 109,541.33

Jo Way

Item	Item Description	Street Length	Typical Sidewalk Width	Typical Street Width	Sidewalk Length (Both Sides)	Driveway Length	Number of Intersecting Streets	Total Sidewalk QTY (Minus DRWY)	Area (SF)	Quantity	Units	Unit Cost	Total
							6						
1	PREP ROW	1925								19.25	STA	$ 400.00	$ 7,700.00
1	CONCRETE SIDEWALK	1925	5	35	3850	0	375	3475	17375	1930.56	SY	$ 40.00	$ 77,222.22
20	CURB RAMP									20	EA	$ 1,200.00	$ 24,000.00
25	DRIVEWAYS (CONC)	15	5				375		75	208.33	SY	$ 50.00	$ 10,416.67
	COMERCIAL DRIVEWAYS (CONC)	25	5				0		125	0.00	SY	$ 50.00	$ -
												Jo Way	$ 119,338.89

Milo Drive

Item	Item Description	Street Length	Typical Sidewalk Width	Typical Street Width	Sidewalk Length (Both Sides)	Driveway Length	Number of Intersecting Streets	Total Sidewalk QTY (Minus DRWY)	Area (SF)	Quantity	Units	Unit Cost	Total
							5						
1	PREP ROW	2363								23.63	STA	$ 400.00	$ 9,452.00
1	CONCRETE SIDEWALK	2363	5	35	4726	0	870	3856	19280	2142.22	SY	$ 40.00	$ 85,688.89
14	CURB RAMP									14	EA	$ 1,200.00	$ 16,800.00
58	DRIVEWAYS (CONC)	15	5				870		75	483.33	SY	$ 50.00	$ 24,166.67
	COMERCIAL DRIVEWAYS (CONC)	25	5				0		125	0.00	SY	$ 50.00	$ -
												Milo Drive	$ 136,107.56

Supima Drive

Item	Item Description	Street Length	Typical Sidewalk Width	Typical Street Width	Sidewalk Length (Both Sides)	Driveway Length	Number of Intersecting Streets	Total Sidewalk QTY (Minus DRWY)	Area (SF)	Quantity	Units	Unit Cost	Total
							2						
1	PREP ROW	1460								14.6	STA	$ 400.00	$ 5,840.00
1	CONCRETE SIDEWALK	1460	5	35	2920	0	360	2560	12800	1422.22	SY	$ 40.00	$ 56,888.89
10	CURB RAMP									10	EA	$ 1,200.00	$ 12,000.00
24	DRIVEWAYS (CONC)	15	5				360		75	200.00	SY	$ 50.00	$ 10,000.00
	COMERCIAL DRIVEWAYS (CONC)	25	5				0		125	0.00	SY	$ 50.00	$ -
												Supima Drive	$ 84,728.89

Soya Drive

Item	Item Description	Street Length	Typical Sidewalk Width	Typical Street Width	Sidewalk Length (Both Sides)	Driveway Length	Number of Intersecting Streets	Total Sidewalk QTY (Minus DRWY)	Area (SF)	Quantity	Units	Unit Cost	Total
							7						
1	PREP ROW	3075								30.75	STA	$ 400.00	$ 12,300.00
1	CONCRETE SIDEWALK	3075	5	35	6150	0	975	5175	25875	2875.00	SY	$ 40.00	$ 115,000.00
18	CURB RAMP									18	EA	$ 1,200.00	$ 21,600.00
65	DRIVEWAYS (CONC)	15	5				975		75	541.67	SY	$ 50.00	$ 27,083.33
	COMERCIAL DRIVEWAYS (CONC)	25	5				0		125	0.00	SY	$ 50.00	$ -
												Soya Drive	$ 175,983.33

Lydia Road

Item	Item Description	Street Length	Typical Sidewalk Width	Typical Street Width	Sidewalk Length (Both Sides)	Driveway Length	Number of Intersecting Streets	Total Sidewalk QTY (Minus DRWY)	Area (SF)	Quantity	Units	Unit Cost	Total
							7						
1	PREP ROW	4476								44.76	STA	$ 400.00	$ 17,904.00
1	CONCRETE SIDEWALK	4476	5	35	8952	0	1140	7812	39060	4340.00	SY	$ 40.00	$ 173,600.00
22	CURB RAMP									22	EA	$ 1,200.00	$ 26,400.00
76	DRIVEWAYS (CONC)	15	5				1140		75	633.33	SY	$ 50.00	$ 31,666.67
	COMERCIAL DRIVEWAYS (CONC)	25	5				0		125	0.00	SY	$ 50.00	$ -
												Lydia Road	$ 249,570.67

Judy Lane

Item	Item Description	Street Length	Typical Sidewalk Width	Typical Street Width	Sidewalk Length (Both Sides)	Driveway Length	Number of Intersecting Streets	Total Sidewalk QTY (Minus DRWY)	Area (SF)	Quantity	Units	Unit Cost	Total
							2						
1	PREP ROW	680								6.8	STA	$ 400.00	$ 2,720.00
1	CONCRETE SIDEWALK	680	5	35	1360	0	135	1225	6125	680.56	SY	$ 40.00	$ 27,222.22
8	CURB RAMP									8	EA	$ 1,200.00	$ 9,600.00
9	DRIVEWAYS (CONC)	15	5				135		75	75.00	SY	$ 50.00	$ 3,750.00
	COMERCIAL DRIVEWAYS (CONC)	25	5				0		125	0.00	SY	$ 50.00	$ -
												Judy Lane	$ 43,292.22

CITY OF SOCORRO
Master Sidewalk Plan
SECTION 11
7/17/2019

5 Ft Wide Sidewalks
4 Inch Depth Sidewalks

Maxine Drive

Item	Item Description	Street Length	Typical Sidewalk Width	Typical Street Width	Sidewalk Length (Both Sides)	Driveway Length	Number of Intersecting Streets	Total Sidewalk QTY (Minus DRWY)	Area (SF)	Quantity	Units	Unit Cost	Total
							5						
1	PREP ROW	1351								13.51	STA	$ 400.00	$ 5,404.00
1	CONCRETE SIDEWALK	1351	5	35	2702	0	335	2367	11835	1315.00	SY	$ 40.00	$ 52,600.00
12	CURB RAMP									12	EA	$ 1,200.00	$ 14,400.00
19	DRIVEWAYS (CONC)	15	5				285		75	158.33	SY	$ 50.00	$ 7,916.67
2	COMERCIAL DRIVEWAYS (CONC)	25	5				50		125	27.78	SY	$ 50.00	$ 1,388.89
												Maxine Drive	$ 81,709.56

Delilah Avenue

Item	Item Description	Street Length	Typical Sidewalk Width	Typical Street Width	Sidewalk Length (Both Sides)	Driveway Length	Number of Intersecting Streets	Total Sidewalk QTY (Minus DRWY)	Area (SF)	Quantity	Units	Unit Cost	Total
							0						
1	PREP ROW	2503								25.03	STA	$ 400.00	$ 10,012.00
1	CONCRETE SIDEWALK	2503	5	35	5006	0	570	4436	22180	2464.44	SY	$ 40.00	$ 98,577.78
14	CURB RAMP									14	EA	$ 1,200.00	$ 16,800.00
38	DRIVEWAYS (CONC)	15	5				570		75	316.67	SY	$ 50.00	$ 15,833.33
	COMERCIAL DRIVEWAYS (CONC)	25	5				0		125	0.00	SY	$ 50.00	$ -
												Delilah Avenue	$ 141,223.11

Berenice Court

Item	Item Description	Street Length	Typical Sidewalk Width	Typical Street Width	Sidewalk Length (Both Sides)	Driveway Length	Number of Intersecting Streets	Total Sidewalk QTY (Minus DRWY)	Area (SF)	Quantity	Units	Unit Cost	Total
1	PREP ROW	850								8.5	STA	$ 400.00	$ 3,400.00
1	CONCRETE SIDEWALK	850	5	35	1700	0	360	1340	6700	744.44	SY	$ 40.00	$ 29,777.78
4	CURB RAMP									4	EA	$ 1,200.00	$ 4,800.00
19	DRIVEWAYS (CONC)	15	5				285		75	158.33	SY	$ 50.00	$ 7,916.67
3	COMERCIAL DRIVEWAYS (CONC)	25	5				75		125	41.67	SY	$ 50.00	$ 2,083.33
												Berenice Court	$ 47,977.78

Rye Lane

Item	Item Description	Street Length	Typical Sidewalk Width	Typical Street Width	Sidewalk Length (Both Sides)	Driveway Length	Number of Intersecting Streets	Total Sidewalk QTY (Minus DRWY)	Area (SF)	Quantity	Units	Unit Cost	Total
							0						
1	PREP ROW	311								3.11	STA	$ 400.00	$ 1,244.00
1	CONCRETE SIDEWALK	311	5	35	622	0	150	472	2360	262.22	SY	$ 40.00	$ 10,488.89
2	CURB RAMP									2	EA	$ 1,200.00	$ 2,400.00
10	DRIVEWAYS (CONC)	15	5				150		75	83.33	SY	$ 50.00	$ 4,166.67
	COMERCIAL DRIVEWAYS (CONC)	25	5				0		125	0.00	SY	$ 50.00	$ -
												Rye Lane	$ 18,299.56

Genevieve Circle

Item	Item Description	Street Length	Typical Sidewalk Width	Typical Street Width	Sidewalk Length (Both Sides)	Driveway Length	Number of Intersecting Streets	Total Sidewalk QTY (Minus DRWY)	Area (SF)	Quantity	Units	Unit Cost	Total
							0						
1	PREP ROW	916								9.16	STA	$ 400.00	$ 3,664.00
1	CONCRETE SIDEWALK	916	5	35	1832	0	315	1517	7585	842.78	SY	$ 40.00	$ 33,711.11
4	CURB RAMP									4	EA	$ 1,200.00	$ 4,800.00
21	DRIVEWAYS (CONC)	15	5				315		75	175.00	SY	$ 50.00	$ 8,750.00
	COMERCIAL DRIVEWAYS (CONC)	25	5				0		125	0.00	SY	$ 50.00	$ -
												Genevieve Circle	$ 50,925.11

Burt Road

Item	Item Description	Street Length	Typical Sidewalk Width	Typical Street Width	Sidewalk Length (Both Sides)	Driveway Length	Number of Intersecting Streets	Total Sidewalk QTY (Minus DRWY)	Area (SF)	Quantity	Units	Unit Cost	Total
1	PREP ROW	3568								35.68	STA	$ 400.00	$ 14,272.00
1	CONCRETE SIDEWALK	3568	5	35	7136	0	610	6526	32,630	3625.56	SY	$ 40.00	$ 145,022.22
8	CURB RAMP									8	EA	$ 1,200.00	$ 9,600.00
34	DRIVEWAYS (CONC)	15	5				510		75	283.33	SY	$ 50.00	$ 14,166.67
4	COMERCIAL DRIVEWAYS (CONC)	25	5				100		125	55.56	SY	$ 50.00	$ 2,777.78
												Burt Road	$ 185,838.67

Range War Court

Item	Item Description	Street Length	Typical Sidewalk Width	Typical Street Width	Sidewalk Length (Both Sides)	Driveway Length	Number of Intersecting Streets	Total Sidewalk QTY (Minus DRWY)	Area (SF)	Quantity	Units	Unit Cost	Total
1	PREP ROW	506								5.06	STA	$ 400.00	$ 2,024.00
1	CONCRETE SIDEWALK	506	5	35	1012	0	90	922	4610	512.22	SY	$ 40.00	$ 20,488.89
2	CURB RAMP									2	EA	$ 1,200.00	$ 2,400.00
6	DRIVEWAYS (CONC)	15	5				90		75	50.00	SY	$ 50.00	$ 2,500.00
	COMERCIAL DRIVEWAYS (CONC)	25	5				0		125	0.00	SY	$ 50.00	$ -
												Range War Court	$ 27,412.89

Vera Drive

Item	Item Description	Street Length	Typical Sidewalk Width	Typical Street Width	Sidewalk Length (Both Sides)	Driveway Length	Number of Intersecting Streets	Total Sidewalk QTY (Minus DRWY)	Area (SF)	Quantity	Units	Unit Cost	Total
							0						
1	PREP ROW	499								4.99	STA	$ 400.00	$ 1,996.00
1	CONCRETE SIDEWALK	499	5	35	998	0	75	923	4615	512.78	SY	$ 40.00	$ 20,511.11
2	CURB RAMP									2	EA	$ 1,200.00	$ 2,400.00
5	DRIVEWAYS (CONC)	15	5				75		75	41.67	SY	$ 50.00	$ 2,083.33
	COMERCIAL DRIVEWAYS (CONC)	25	5				0		125	0.00	SY	$ 50.00	$ -
												Vera Drive	$ 26,990.44

Joe Plise Way

Item	Item Description	Street Length	Typical Sidewalk Width	Typical Street Width	Sidewalk Length (Both Sides)	Driveway Length	Number of Intersecting Streets	Total Sidewalk QTY (Minus DRWY)	Area (SF)	Quantity	Units	Unit Cost	Total
							1						
1	PREP ROW	366								3.66	STA	$ 400.00	$ 1,464.00
1	CONCRETE SIDEWALK	366	5	35	732	0	75	657	3285	365.00	SY	$ 40.00	$ 14,600.00
2	CURB RAMP									2	EA	$ 1,200.00	$ 2,400.00
5	DRIVEWAYS (CONC)	15	5				75		75	41.67	SY	$ 50.00	$ 2,083.33
	COMERCIAL DRIVEWAYS (CONC)	25	5				0		125	0.00	SY	$ 50.00	$ -
												Joe Plise Way	$ 20,547.33

CITY OF SOCORRO
Master Sidewalk Plan
SECTION 11
7/17/2019

5 Ft Wide Sidewalks
4 Inch Depth Sidewalks

Sparks Circle

Item	Item Description	Street Length	Typical Sidewalk Width	Typical Street Width	Sidewalk Length (Both Sides)	Driveway Length	Number of Intersecting Streets	Total Sidewalk QTY (Minus DRWY)	Area (SF)	Quantity	Units	Unit Cost	Total
							5						
1	PREP ROW	3381								33.81	STA	$ 400.00	$ 13,524.00
1	CONCRETE SIDEWALK	3381	5	35	6762	0	475	6287	31435	3492.78	SY	$ 40.00	$ 139,711.11
10	CURB RAMP									10	EA	$ 1,200.00	$ 12,000.00
25	DRIVEWAYS (CONC)	15	5				375		75	208.33	SY	$ 50.00	$ 10,416.67
4	COMERCIAL DRIVEWAYS (CONC)	25	5				100		125	55.56	SY	$ 50.00	$ 2,777.78
												Sparks Circle	$ 178,429.56

Arlene Circle

Item	Item Description	Street Length	Typical Sidewalk Width	Typical Street Width	Sidewalk Length (Both Sides)	Driveway Length	Number of Intersecting Streets	Total Sidewalk QTY (Minus DRWY)	Area (SF)	Quantity	Units	Unit Cost	Total
							0						
1	PREP ROW	1082								10.82	STA	$ 400.00	$ 4,328.00
1	CONCRETE SIDEWALK	1082	5	35	2164	0	330	1834	9170	1018.89	SY	$ 40.00	$ 40,755.56
4	CURB RAMP									4	EA	$ 1,200.00	$ 4,800.00
22	DRIVEWAYS (CONC)	15	5				330		75	183.33	SY	$ 50.00	$ 9,166.67
	COMERCIAL DRIVEWAYS (CONC)	25	5				0		125	0.00	SY	$ 50.00	$ -
												Arlene Circle	$ 59,050.22

Patti Jo Drive

Item	Item Description	Street Length	Typical Sidewalk Width	Typical Street Width	Sidewalk Length (Both Sides)	Driveway Length	Number of Intersecting Streets	Total Sidewalk QTY (Minus DRWY)	Area (SF)	Quantity	Units	Unit Cost	Total
							3						
1	PREP ROW	1388								13.88	STA	$ 400.00	$ 5,552.00
1	CONCRETE SIDEWALK	1388	5	35	2776	0	330	2446	12230	1358.89	SY	$ 40.00	$ 54,355.56
8	CURB RAMP									8	EA	$ 1,200.00	$ 9,600.00
17	DRIVEWAYS (CONC)	15	5				255		75	141.67	SY	$ 50.00	$ 7,083.33
3	COMERCIAL DRIVEWAYS (CONC)	25	5				75		125	41.67	SY	$ 50.00	$ 2,083.33
												Patti Jo Drive	$ 78,674.22

Sheryl Creek Circle

Item	Item Description	Street Length	Typical Sidewalk Width	Typical Street Width	Sidewalk Length (Both Sides)	Driveway Length	Number of Intersecting Streets	Total Sidewalk QTY (Minus DRWY)	Area (SF)	Quantity	Units	Unit Cost	Total
							1						
1	PREP ROW	697								6.97	STA	$ 400.00	$ 2,788.00
1	CONCRETE SIDEWALK	697	5	35	1394	0	240	1154	5770	641.11	SY	$ 40.00	$ 25,644.44
6	CURB RAMP									6	EA	$ 1,200.00	$ 7,200.00
16	DRIVEWAYS (CONC)	15	5				240		75	133.33	SY	$ 50.00	$ 6,666.67
	COMERCIAL DRIVEWAYS (CONC)	25	5				0		125	0.00	SY	$ 50.00	$ -
												Sheryl Creek Circle	$ 42,299.11

Spur Place

Item	Item Description	Street Length	Typical Sidewalk Width	Typical Street Width	Sidewalk Length (Both Sides)	Driveway Length	Number of Intersecting Streets	Total Sidewalk QTY (Minus DRWY)	Area (SF)	Quantity	Units	Unit Cost	Total
							1						
1	PREP ROW	802								8.02	STA	$ 400.00	$ 3,208.00
1	CONCRETE SIDEWALK	802	5	35	1604	0	165	1439	7195	799.44	SY	$ 40.00	$ 31,977.78
2	CURB RAMP									2	EA	$ 1,200.00	$ 2,400.00
11	DRIVEWAYS (CONC)	15	5				165		75	91.67	SY	$ 50.00	$ 4,583.33
	COMERCIAL DRIVEWAYS (CONC)	25	5				0		125	0.00	SY	$ 50.00	$ -
												Spur Place	$ 42,169.11

			Construction Subtotal	$ 2,107,212.44
	SURVEYING	LS	3.00%	$ 63,216.37
	CONSTRUCTION MOBILIZATION	LS	5.00%	$ 105,360.62
	SWP3 (Storm Water Pollution Prevention Plan)	LS	5.00%	$ 105,360.62
	CONTINGENCY	LS	15.00%	$ 316,081.87
			SECTION 11 CONSTRUCTION TOTAL =	$ 2,697,231.93

CITY OF SOCORRO
Master Sidewalk Plan
SECTION 12
7/17/2019

5 Ft Wide Sidewalks
4 Inch Depth Sidewalks

Nirmal Drive

Item	Item Description	Street Length	Typical Sidewalk Width	Typical Street Width	Sidewalk Length (Both Sides)	Driveway Length	Number of Intersecting Streets	Total Sidewalk QTY (Minus DRWY)	Area (SF)	Quantity	Units	Unit Cost	Total
							2						
1	PREP ROW	1982								19.82	STA	$ 400.00	$ 7,928.00
1	CONCRETE SIDEWALK	1982	5	35	3964	0	675	3289	16445	1827.22	SY	$ 40.00	$ 73,088.89
8	CURB RAMP									8	EA	$ 1,200.00	$ 9,600.00
45	DRIVEWAYS (CONC)	15	5				675		75	375.00	SY	$ 50.00	$ 18,750.00
	COMERCIAL DRIVEWAYS (CONC)	25	5				0		125	0.00	SY	$ 50.00	$ -
												Nirmal Drive	$ 109,366.89

Pritam Drive

Item	Item Description	Street Length	Typical Sidewalk Width	Typical Street Width	Sidewalk Length (Both Sides)	Driveway Length	Number of Intersecting Streets	Total Sidewalk QTY (Minus DRWY)	Area (SF)	Quantity	Units	Unit Cost	Total
							3						
1	PREP ROW	1921								19.21	STA	$ 400.00	$ 7,684.00
1	CONCRETE SIDEWALK	1921	5	35	3842	0	615	3227	16135	1792.78	SY	$ 40.00	$ 71,711.11
14	CURB RAMP									14	EA	$ 1,200.00	$ 16,800.00
41	DRIVEWAYS (CONC)	15	5				615		75	341.67	SY	$ 50.00	$ 17,083.33
	COMERCIAL DRIVEWAYS (CONC)	25	5				0		125	0.00	SY	$ 50.00	$ -
												Pritam Drive	$ 113,278.44

Khalsa Way

Item	Item Description	Street Length	Typical Sidewalk Width	Typical Street Width	Sidewalk Length (Both Sides)	Driveway Length	Number of Intersecting Streets	Total Sidewalk QTY (Minus DRWY)	Area (SF)	Quantity	Units	Unit Cost	Total
							0						
1	PREP ROW	464								4.64	STA	$ 400.00	$ 1,856.00
1	CONCRETE SIDEWALK	464	5	35	928	0	180	748	3740	415.56	SY	$ 40.00	$ 16,622.22
4	CURB RAMP									4	EA	$ 1,200.00	$ 4,800.00
12	DRIVEWAYS (CONC)	15	5				180		75	100.00	SY	$ 50.00	$ 5,000.00
	COMERCIAL DRIVEWAYS (CONC)	25	5				0		125	0.00	SY	$ 50.00	$ -
												Khalsa Way	$ 28,278.22

Gurdev Circle

Item	Item Description	Street Length	Typical Sidewalk Width	Typical Street Width	Sidewalk Length (Both Sides)	Driveway Length	Number of Intersecting Streets	Total Sidewalk QTY (Minus DRWY)	Area (SF)	Quantity	Units	Unit Cost	Total
							7						
1	PREP ROW	2436								24.36	STA	$ 400.00	$ 9,744.00
1	CONCRETE SIDEWALK	2436	5	35	4872	0	695	4177	20885	2320.56	SY	$ 40.00	$ 92,822.22
14	CURB RAMP									14	EA	$ 1,200.00	$ 16,800.00
43	DRIVEWAYS (CONC)	15	5				645		75	358.33	SY	$ 50.00	$ 17,916.67
2	COMERCIAL DRIVEWAYS (CONC)	25	5				50		125	27.78	SY	$ 50.00	$ 1,388.89
												Gurdev Circle	$ 138,671.78

Bundala Drive

Item	Item Description	Street Length	Typical Sidewalk Width	Typical Street Width	Sidewalk Length (Both Sides)	Driveway Length	Number of Intersecting Streets	Total Sidewalk QTY (Minus DRWY)	Area (SF)	Quantity	Units	Unit Cost	Total
							3						
1	PREP ROW	1232								12.32	STA	$ 400.00	$ 4,928.00
1	CONCRETE SIDEWALK	1232	5	35	2464	0	315	2149	10745	1193.89	SY	$ 40.00	$ 47,755.56
10	CURB RAMP									10	EA	$ 1,200.00	$ 12,000.00
21	DRIVEWAYS (CONC)	15	5				315		75	175.00	SY	$ 50.00	$ 8,750.00
	COMERCIAL DRIVEWAYS (CONC)	25	5				0		125	0.00	SY	$ 50.00	$ -
												Bundala Drive	$ 73,433.56

McKesson Street

Item	Item Description	Street Length	Typical Sidewalk Width	Typical Street Width	Sidewalk Length (Both Sides)	Driveway Length	Number of Intersecting Streets	Total Sidewalk QTY (Minus DRWY)	Area (SF)	Quantity	Units	Unit Cost	Total
							2						
1	PREP ROW	849								8.49	STA	$ 400.00	$ 3,396.00
1	CONCRETE SIDEWALK	849	5	35	1698	0	285	1413	7065	785.00	SY	$ 40.00	$ 31,400.00
4	CURB RAMP									4	EA	$ 1,200.00	$ 4,800.00
19	DRIVEWAYS (CONC)	15	5				285		75	158.33	SY	$ 50.00	$ 7,916.67
	COMERCIAL DRIVEWAYS (CONC)	25	5				0		125	0.00	SY	$ 50.00	$ -
												McKesson Street	$ 47,512.67

Punjab Drive

Item	Item Description	Street Length	Typical Sidewalk Width	Typical Street Width	Sidewalk Length (Both Sides)	Driveway Length	Number of Intersecting Streets	Total Sidewalk QTY (Minus DRWY)	Area (SF)	Quantity	Units	Unit Cost	Total
							4						
1	PREP ROW	2864								28.64	STA	$ 400.00	$ 11,456.00
1	CONCRETE SIDEWALK	2864	5	35	5728	0	900	4828	24140	2682.22	SY	$ 40.00	$ 107,288.89
8	CURB RAMP									8	EA	$ 1,200.00	$ 9,600.00
60	DRIVEWAYS (CONC)	15	5				900		75	500.00	SY	$ 50.00	$ 25,000.00
	COMERCIAL DRIVEWAYS (CONC)	25	5				0		125	0.00	SY	$ 50.00	$ -
												Punjab Drive	$ 153,344.89

Ron Street

Item	Item Description	Street Length	Typical Sidewalk Width	Typical Street Width	Sidewalk Length (Both Sides)	Driveway Length	Number of Intersecting Streets	Total Sidewalk QTY (Minus DRWY)	Area (SF)	Quantity	Units	Unit Cost	Total
							0						
1	PREP ROW	626								6.26	STA	$ 400.00	$ 2,504.00
1	CONCRETE SIDEWALK	626	5	35	1252	0	150	1102	5510	612.22	SY	$ 40.00	$ 24,488.89
4	CURB RAMP									4	EA	$ 1,200.00	$ 4,800.00
10	DRIVEWAYS (CONC)	15	5				150		75	83.33	SY	$ 50.00	$ 4,166.67
	COMERCIAL DRIVEWAYS (CONC)	25	5				0		125	0.00	SY	$ 50.00	$ -
												Ron Street	$ 35,959.56

CITY OF SOCORRO
Master Sidewalk Plan
SECTION 12
7/17/2019

5 Ft Wide Sidewalks
4 Inch Depth Sidewalks

Daljit Court

Item	Item Description	Street Length	Typical Sidewalk Width	Typical Street Width	Sidewalk Length (Both Sides)	Driveway Length	Number of Intersecting Streets	Total Sidewalk QTY (Minus DRWY)	Area (SF)	Quantity	Units	Unit Cost	Total
							0						
1	PREP ROW	383								3.83	STA	$ 400.00	$ 1,532.00
1	CONCRETE SIDEWALK	383	5	35	766	0	180	586	2930	325.56	SY	$ 40.00	$ 13,022.22
2	CURB RAMP									2	EA	$ 1,200.00	$ 2,400.00
12	DRIVEWAYS (CONC)	15	5				180		75	100.00	SY	$ 50.00	$ 5,000.00
	COMERCIAL DRIVEWAYS (CONC)	25	5				0		125	0.00	SY	$ 50.00	$ -
												Daljit Court	$ 21,954.22

Rhutan Road

Item	Item Description	Street Length	Typical Sidewalk Width	Typical Street Width	Sidewalk Length (Both Sides)	Driveway Length	Number of Intersecting Streets	Total Sidewalk QTY (Minus DRWY)	Area (SF)	Quantity	Units	Unit Cost	Total
							1						
1	PREP ROW	1175								11.75	STA	$ 400.00	$ 4,700.00
1	CONCRETE SIDEWALK	1175	5	35	2350	0	510	1840	9200	1022.22	SY	$ 40.00	$ 40,888.89
4	CURB RAMP									4	EA	$ 1,200.00	$ 4,800.00
34	DRIVEWAYS (CONC)	15	5				510		75	283.33	SY	$ 50.00	$ 14,166.67
	COMERCIAL DRIVEWAYS (CONC)	25	5				0		125	0.00	SY	$ 50.00	$ -
												Rhutan Road	$ 64,555.56

Khyber Road

Item	Item Description	Street Length	Typical Sidewalk Width	Typical Street Width	Sidewalk Length (Both Sides)	Driveway Length	Number of Intersecting Streets	Total Sidewalk QTY (Minus DRWY)	Area (SF)	Quantity	Units	Unit Cost	Total
							0						
1	PREP ROW	712								7.12	STA	$ 400.00	$ 2,848.00
1	CONCRETE SIDEWALK	712	5	35	1424	0	270	1154	5770	641.11	SY	$ 40.00	$ 25,644.44
4	CURB RAMP									4	EA	$ 1,200.00	$ 4,800.00
18	DRIVEWAYS (CONC)	15	5				270		75	150.00	SY	$ 50.00	$ 7,500.00
	COMERCIAL DRIVEWAYS (CONC)	25	5				0		125	0.00	SY	$ 50.00	$ -
												Khyber Road	$ 40,792.44

Lucknow Road

Item	Item Description	Street Length	Typical Sidewalk Width	Typical Street Width	Sidewalk Length (Both Sides)	Driveway Length	Number of Intersecting Streets	Total Sidewalk QTY (Minus DRWY)	Area (SF)	Quantity	Units	Unit Cost	Total
							0						
1	PREP ROW	1044								10.44	STA	$ 400.00	$ 4,176.00
1	CONCRETE SIDEWALK	1044	5	35	2088	0	480	1608	8040	893.33	SY	$ 40.00	$ 35,733.33
4	CURB RAMP									4	EA	$ 1,200.00	$ 4,800.00
32	DRIVEWAYS (CONC)	15	5				480		75	266.67	SY	$ 50.00	$ 13,333.33
	COMERCIAL DRIVEWAYS (CONC)	25	5				0		125	0.00	SY	$ 50.00	$ -
												Lucknow Road	$ 58,042.67

Hatchett Road

Item	Item Description	Street Length	Typical Sidewalk Width	Typical Street Width	Sidewalk Length (Both Sides)	Driveway Length	Number of Intersecting Streets	Total Sidewalk QTY (Minus DRWY)	Area (SF)	Quantity	Units	Unit Cost	Total
							0						
1	PREP ROW	901								9.01	STA	$ 400.00	$ 3,604.00
1	CONCRETE SIDEWALK	901	5	35	1802	0	360	1442	7210	801.11	SY	$ 40.00	$ 32,044.44
4	CURB RAMP									4	EA	$ 1,200.00	$ 4,800.00
24	DRIVEWAYS (CONC)	15	5				360		75	200.00	SY	$ 50.00	$ 10,000.00
	COMERCIAL DRIVEWAYS (CONC)	25	5				0		125	0.00	SY	$ 50.00	$ -
												Hatchett Road	$ 50,448.44

Poona Road

Item	Item Description	Street Length	Typical Sidewalk Width	Typical Street Width	Sidewalk Length (Both Sides)	Driveway Length	Number of Intersecting Streets	Total Sidewalk QTY (Minus DRWY)	Area (SF)	Quantity	Units	Unit Cost	Total
							2						
1	PREP ROW	1125								11.25	STA	$ 400.00	$ 4,500.00
1	CONCRETE SIDEWALK	1125	5	35	2250	0	420	1830	9150	1016.67	SY	$ 40.00	$ 40,666.67
6	CURB RAMP									6	EA	$ 1,200.00	$ 7,200.00
28	DRIVEWAYS (CONC)	15	5				420		75	233.33	SY	$ 50.00	$ 11,666.67
	COMERCIAL DRIVEWAYS (CONC)	25	5				0		125	0.00	SY	$ 50.00	$ -
												Poona Road	$ 64,033.33

Stedham Circle

Item	Item Description	Street Length	Typical Sidewalk Width	Typical Street Width	Sidewalk Length (Both Sides)	Driveway Length	Number of Intersecting Streets	Total Sidewalk QTY (Minus DRWY)	Area (SF)	Quantity	Units	Unit Cost	Total
							1						
1	PREP ROW	1991								19.91	STA	$ 400.00	$ 7,964.00
1	CONCRETE SIDEWALK	1991	5	35	3982	0	525	3457	17285	1920.56	SY	$ 40.00	$ 76,822.22
2	CURB RAMP									2	EA	$ 1,200.00	$ 2,400.00
35	DRIVEWAYS (CONC)	15	5				525		75	291.67	SY	$ 50.00	$ 14,583.33
	COMERCIAL DRIVEWAYS (CONC)	25	5				0		125	0.00	SY	$ 50.00	$ -
												Stedham Circle	$ 101,769.56

Hesse Drive

Item	Item Description	Street Length	Typical Sidewalk Width	Typical Street Width	Sidewalk Length (Both Sides)	Driveway Length	Number of Intersecting Streets	Total Sidewalk QTY (Minus DRWY)	Area (SF)	Quantity	Units	Unit Cost	Total
							0						
1	PREP ROW	761								7.61	STA	$ 400.00	$ 3,044.00
1	CONCRETE SIDEWALK	761	5	35	1522	0	135	1387	6935	770.56	SY	$ 40.00	$ 30,822.22
4	CURB RAMP									4	EA	$ 1,200.00	$ 4,800.00
9	DRIVEWAYS (CONC)	15	5				135		75	75.00	SY	$ 50.00	$ 3,750.00
	COMERCIAL DRIVEWAYS (CONC)	25	5				0		125	0.00	SY	$ 50.00	$ -
												Hesse Drive	$ 42,416.22

CITY OF SOCORRO
Master Sidewalk Plan
SECTION 12
7/17/2019

5 Ft Wide Sidewalks
4 Inch Depth Sidewalks

Calcutta Drive

Item	Item Description	Street Length	Typical Sidewalk Width	Typical Street Width	Sidewalk Length (Both Sides)	Driveway Length	Number of Intersecting Streets	Total Sidewalk QTY (Minus DRWY)	Area (SF)	Quantity	Units	Unit Cost	Total
							9						
1	PREP ROW	2122								21.22	STA	$ 400.00	$ 8,488.00
1	CONCRETE SIDEWALK	2122	5	35	4244	0	630	3614	18070	2007.78	SY	$ 40.00	$ 80,311.11
10	CURB RAMP									10	EA	$ 1,200.00	$ 12,000.00
37	DRIVEWAYS (CONC)	15	5				555		75	308.33	SY	$ 50.00	$ 15,416.67
3	COMERCIAL DRIVEWAYS (CONC)	25	5				75		125	41.67	SY	$ 50.00	$ 2,083.33
												Calcutta Drive	$ 118,299.11

India Court

Item	Item Description	Street Length	Typical Sidewalk Width	Typical Street Width	Sidewalk Length (Both Sides)	Driveway Length	Number of Intersecting Streets	Total Sidewalk QTY (Minus DRWY)	Area (SF)	Quantity	Units	Unit Cost	Total
							1						
1	PREP ROW	739								7.39	STA	$ 400.00	$ 2,956.00
1	CONCRETE SIDEWALK	739	5	35	1478	0	105	1373	6865	762.78	SY	$ 40.00	$ 30,511.11
6	CURB RAMP									6	EA	$ 1,200.00	$ 7,200.00
7	DRIVEWAYS (CONC)	15	5				105		75	58.33	SY	$ 50.00	$ 2,916.67
	COMERCIAL DRIVEWAYS (CONC)	25	5				0		125	0.00	SY	$ 50.00	$ -
												India Court	$ 43,583.78

Delhi Drive

Item	Item Description	Street Length	Typical Sidewalk Width	Typical Street Width	Sidewalk Length (Both Sides)	Driveway Length	Number of Intersecting Streets	Total Sidewalk QTY (Minus DRWY)	Area (SF)	Quantity	Units	Unit Cost	Total
1	PREP ROW	4304								43.04	STA	$ 400.00	$ 17,216.00
1	CONCRETE SIDEWALK	4304	5	35	8608	0	1525	7083	35415	3935.00	SY	$ 40.00	$ 157,400.00
24	CURB RAMP									24	EA	$ 1,200.00	$ 28,800.00
100	DRIVEWAYS (CONC)	15	5				1500		75	833.33	SY	$ 50.00	$ 41,666.67
1	COMERCIAL DRIVEWAYS (CONC)	25	5				25		125	13.89	SY	$ 50.00	$ 694.44
												Delhi Drive	$ 245,777.11

Karachi Way

Item	Item Description	Street Length	Typical Sidewalk Width	Typical Street Width	Sidewalk Length (Both Sides)	Driveway Length	Number of Intersecting Streets	Total Sidewalk QTY (Minus DRWY)	Area (SF)	Quantity	Units	Unit Cost	Total
							1						
1	PREP ROW	839								8.39	STA	$ 400.00	$ 3,356.00
1	CONCRETE SIDEWALK	839	5	35	1678	0	300	1378	6890	765.56	SY	$ 40.00	$ 30,622.22
6	CURB RAMP									6	EA	$ 1,200.00	$ 7,200.00
20	DRIVEWAYS (CONC)	15	5				300		75	166.67	SY	$ 50.00	$ 8,333.33
	COMERCIAL DRIVEWAYS (CONC)	25	5				0		125	0.00	SY	$ 50.00	$ -
												Karachi Way	$ 49,511.56

Old Hueco Tanks Road

Item	Item Description	Street Length	Typical Sidewalk Width	Typical Street Width	Sidewalk Length (Both Sides)	Driveway Length	Number of Intersecting Streets	Total Sidewalk QTY (Minus DRWY)	Area (SF)	Quantity	Units	Unit Cost	Total
							1						
1	PREP ROW	1249								12.49	STA	$ 400.00	$ 4,996.00
1	CONCRETE SIDEWALK	1249	5	35	2498	0	145	2353	11765	1307.22	SY	$ 40.00	$ 52,288.89
2	CURB RAMP									2	EA	$ 1,200.00	$ 2,400.00
3	DRIVEWAYS (CONC)	15	5				45		75	25.00	SY	$ 50.00	$ 1,250.00
4	COMERCIAL DRIVEWAYS (CONC)	25	5				100		125	55.56	SY	$ 50.00	$ 2,777.78
												Old Hueco Tanks Road	$ 63,712.67

Burma Place

Item	Item Description	Street Length	Typical Sidewalk Width	Typical Street Width	Sidewalk Length (Both Sides)	Driveway Length	Number of Intersecting Streets	Total Sidewalk QTY (Minus DRWY)	Area (SF)	Quantity	Units	Unit Cost	Total
							0						
1	PREP ROW	1046								10.46	STA	$ 400.00	$ 4,184.00
1	CONCRETE SIDEWALK	1046	5	35	2092	0	225	1867	9335	1037.22	SY	$ 40.00	$ 41,488.89
4	CURB RAMP									4	EA	$ 1,200.00	$ 4,800.00
15	DRIVEWAYS (CONC)	15	5				225		75	125.00	SY	$ 50.00	$ 6,250.00
	COMERCIAL DRIVEWAYS (CONC)	25	5				0		125	0.00	SY	$ 50.00	$ -
												Burma Place	$ 56,722.89

N. Moon Road

Item	Item Description	Street Length	Typical Sidewalk Width	Typical Street Width	Sidewalk Length (Both Sides)	Driveway Length	Number of Intersecting Streets	Total Sidewalk QTY (Minus DRWY)	Area (SF)	Quantity	Units	Unit Cost	Total
							5						
1	PREP ROW	1961								19.61	STA	$ 400.00	$ 7,844.00
1	CONCRETE SIDEWALK	1961	5	35	3922	0	120	3802	19010	2112.22	SY	$ 40.00	$ 84,488.89
4	CURB RAMP									4	EA	$ 1,200.00	$ 4,800.00
8	DRIVEWAYS (CONC)	15	5				120		75	66.67	SY	$ 50.00	$ 3,333.33
	COMERCIAL DRIVEWAYS (CONC)	25	5				0		125	0.00	SY	$ 50.00	$ -
												N. Moon Road	$ 100,466.22

Grijalva Drive

Item	Item Description	Street Length	Typical Sidewalk Width	Typical Street Width	Sidewalk Length (Both Sides)	Driveway Length	Number of Intersecting Streets	Total Sidewalk QTY (Minus DRWY)	Area (SF)	Quantity	Units	Unit Cost	Total
							5						
1	PREP ROW	3013								30.13	STA	$ 400.00	$ 12,052.00
1	CONCRETE SIDEWALK	3013	5	35	6026	0	915	5111	25555	2839.44	SY	$ 40.00	$ 113,577.78
10	CURB RAMP									10	EA	$ 1,200.00	$ 12,000.00
61	DRIVEWAYS (CONC)	15	5				915		75	508.33	SY	$ 50.00	$ 25,416.67
	COMERCIAL DRIVEWAYS (CONC)	25	5				0		125	0.00	SY	$ 50.00	$ -
												Grijalva Drive	$ 163,046.44

CITY OF SOCORRO
Master Sidewalk Plan
SECTION 12
7/17/2019

5 Ft Wide Sidewalks
4 Inch Depth Sidewalks

Lico Lane

Item	Item Description	Street Length	Typical Sidewalk Width	Typical Street Width	Sidewalk Length (Both Sides)	Driveway Length	Number of Intersecting Streets	Total Sidewalk QTY (Minus DRWY)	Area (SF)	Quantity	Units	Unit Cost	Total
							0						
1	PREP ROW	1073								10.73	STA	$ 400.00	$ 4,292.00
1	CONCRETE SIDEWALK	1073	5	35	2146	0	270	1876	9380	1042.22	SY	$ 40.00	$ 41,688.89
4	CURB RAMP									4	EA	$ 1,200.00	$ 4,800.00
18	DRIVEWAYS (CONC)	15	5				270		75	150.00	SY	$ 50.00	$ 7,500.00
	COMERCIAL DRIVEWAYS (CONC)	25	5				0		125	0.00	SY	$ 50.00	$ -
												Lico Lane	$ 58,280.89

Lupe Anna Lane

Item	Item Description	Street Length	Typical Sidewalk Width	Typical Street Width	Sidewalk Length (Both Sides)	Driveway Length	Number of Intersecting Streets	Total Sidewalk QTY (Minus DRWY)	Area (SF)	Quantity	Units	Unit Cost	Total
							0						
1	PREP ROW	1656								16.56	STA	$ 400.00	$ 6,624.00
1	CONCRETE SIDEWALK	1656	5	35	3312	0	540	2772	13860	1540.00	SY	$ 40.00	$ 61,600.00
4	CURB RAMP									4	EA	$ 1,200.00	$ 4,800.00
36	DRIVEWAYS (CONC)	15	5				540		75	300.00	SY	$ 50.00	$ 15,000.00
	COMERCIAL DRIVEWAYS (CONC)	25	5				0		125	0.00	SY	$ 50.00	$ -
												Lupe Anna Lane	$ 88,024.00

Eligio Drive

Item	Item Description	Street Length	Typical Sidewalk Width	Typical Street Width	Sidewalk Length (Both Sides)	Driveway Length	Number of Intersecting Streets	Total Sidewalk QTY (Minus DRWY)	Area (SF)	Quantity	Units	Unit Cost	Total
							0						
1	PREP ROW	2100								21	STA	$ 400.00	$ 8,400.00
1	CONCRETE SIDEWALK	2100	5	35	4200	0	705	3495	17475	1941.67	SY	$ 40.00	$ 77,666.67
2	CURB RAMP									2	EA	$ 1,200.00	$ 2,400.00
47	DRIVEWAYS (CONC)	15	5				705		75	391.67	SY	$ 50.00	$ 19,583.33
	COMERCIAL DRIVEWAYS (CONC)	25	5				0		125	0.00	SY	$ 50.00	$ -
												Eligio Drive	$ 108,050.00

Rain Cloud Drive

Item	Item Description	Street Length	Typical Sidewalk Width	Typical Street Width	Sidewalk Length (Both Sides)	Driveway Length	Number of Intersecting Streets	Total Sidewalk QTY (Minus DRWY)	Area (SF)	Quantity	Units	Unit Cost	Total
							0						
1	PREP ROW	433								4.33	STA	$ 400.00	$ 1,732.00
1	CONCRETE SIDEWALK	433	5	35	866	0	45	821	4105	456.11	SY	$ 40.00	$ 18,244.44
	CURB RAMP									0	EA	$ 1,200.00	$ -
3	DRIVEWAYS (CONC)	15	5				45		75	25.00	SY	$ 50.00	$ 1,250.00
	COMERCIAL DRIVEWAYS (CONC)	25	5				0		125	0.00	SY	$ 50.00	$ -
												Rain Cloud Drive	$ 21,226.44

				Construction Subtotal	$ 2,260,559.56
	SURVEYING		LS	3.00%	$ 67,816.79
	CONSTRUCTION MOBILIZATION		LS	5.00%	$ 113,027.98
	SWP3 (Storm Water Pollution Prevention Plan)		LS	5.00%	$ 113,027.98
	CONTINGENCY		LS	15.00%	$ 339,083.93
				SECTION 12 CONSTRUCTION TOTAL =	$ 2,893,516.23

CITY OF SOCORRO
MASTER SIDEWALK PLAN
SUMMARY for 7FT Sidewalks
7/17/2019

Section 1	$ 6,406,311.54
Section 2	$ 5,182,066.20
Section 3	$ 2,841,357.08
Section 4	$ 6,009,130.38
Section 5	$ 1,887,624.53
Section 6	$ 3,827,029.62
Section 7	$ 3,426,196.76
Section 8	$ 3,147,652.12
Section 9	$ 2,649,559.32
Section 10	$ 2,103,871.57
Section 11	$ 3,911,576.46
Section 12	$ 4,208,635.16

CONSTRUCTION TOTAL:	**$ 45,601,010.77**

CITY OF SOCORRO
Master Sidewalk Plan
SECTION 1
7/17/2019

7 Ft Wide Sidewalks
6 Inch Depth Sidewalks

Valle Bajo Road

Item Qty.	Item Description	Street Length	Typical Sidewalk Width	Typical Street Width	Sidewalk Length (Both Sides)	Number of Intersecting Streets	Driveway Length	Total Sidewalk Qty (Minus DRWY)	Area (SF)	Quantity	Units	Unit Cost	Total
						1							
1	PREP ROW	6,896								68.96	STA	$ 400.00	$ 27,584.00
1	CONCRETE SIDEWALK	6,896	7	35	13792	1	360	13397	93,779	10419.89	SY	$ 45.00	$ 468,895.00
2	CURB RAMP									2	EA	$ 1,200.00	$ 2,400.00
24	DRIVEWAYS (CONC)	15	7				360		105	280.00	SY	$ 50.00	$ 14,000.00
	COMERCIAL DRIVEWAYS (CONC)	25	7				0		175	0.00	SY	$ 50.00	$ -
												Valle Bajo Road	$ 512,879.00

Valle Frondo Road

Item	Item Description	Street Length	Typical Sidewalk Width	Typical Street Width	Sidewalk Length (Both Sides)	Number of Intersecting Streets	Driveway Length	Total Sidewalk Qty (Minus DRWY)	Area (SF)	Quantity	Units	Unit Cost	Total
						2							
1	PREP ROW	1,711								17.11	STA	$ 400.00	$ 6,844.00
1	CONCRETE SIDEWALK	1711	7	35	3422	2	360	2992	20,944	2327.11	SY	$ 45.00	$ 104,720.00
6	CURB RAMP									6	EA	$ 1,200.00	$ 7,200.00
24	DRIVEWAYS (CONC)	15	7				360		105	280.00	SY	$ 50.00	$ 14,000.00
	COMERCIAL DRIVEWAYS (CONC)	25	7				0		175	0.00	SY	$ 50.00	$ -
												Valle Frondo Road	$ 132,764.00

Valle Romero Road

Item	Item Description	Street Length	Typical Sidewalk Width	Typical Street Width	Sidewalk Length (Both Sides)	Number of Intersecting Streets	Driveway Length	Total Sidewalk Qty (Minus DRWY)	Area (SF)	Quantity	Units	Unit Cost	Total
						11							
1	PREP ROW	3,142								31.42	STA	$ 400.00	$ 12,568.00
1	CONCRETE SIDEWALK	3142	7	35	6284	11	255	5644	39,508	4389.78	SY	$ 45.00	$ 197,540.00
26	CURB RAMP									26	EA	$ 1,200.00	$ 31,200.00
17	DRIVEWAYS (CONC)	15	7				255		105	198.33	SY	$ 50.00	$ 9,916.67
	COMERCIAL DRIVEWAYS (CONC)	25	7				0		175	0.00	SY	$ 50.00	$ -
												Valle Romero Road	$ 251,224.67

Valle Palomar Road

Item	Item Description	Street Length	Typical Sidewalk Width	Typical Street Width	Sidewalk Length (Both Sides)	Number of Intersecting Streets	Driveway Length	Total Sidewalk Qty (Minus DRWY)	Area (SF)	Quantity	Units	Unit Cost	Total
						2							
1	PREP ROW	6,896								68.96	STA	$ 400.00	$ 27,584.00
1	CONCRETE SIDEWALK	6,896	7	35	13792	2	375	13347	93,429	10381.00	SY	$ 45.00	$ 467,145.00
6	CURB RAMP									6	EA	$ 1,200.00	$ 7,200.00
25	DRIVEWAYS (CONC)	15	7				375		105	291.67	SY	$ 50.00	$ 14,583.33
	COMERCIAL DRIVEWAYS (CONC)	25	7				0		175	0.00	SY	$ 50.00	$ -
												Valle Palomar Road	$ 516,512.33

Riverside Road

Item	Item Description	Street Length	Typical Sidewalk Width	Typical Street Width	Sidewalk Length (Both Sides)	Number of Intersecting Streets	Driveway Length	Total Sidewalk Qty (Minus DRWY)	Area (SF)	Quantity	Units	Unit Cost	Total
						2							
1	PREP ROW	1,711								17.11	STA	$ 400.00	$ 6,844.00
1	CONCRETE SIDEWALK	1,711	7	35	3422	2	420	2932	20,524	2280.44	SY	$ 45.00	$ 102,620.00
6	CURB RAMP									6	EA	$ 1,200.00	$ 7,200.00
28	DRIVEWAYS (CONC)	15	7				420		105	326.67	SY	$ 50.00	$ 16,333.33
	COMERCIAL DRIVEWAYS (CONC)	25	7				0		175	0.00	SY	$ 50.00	$ -
												Riverside Road	$ 132,997.33

Valle Dorado Road

Item	Item Description	Street Length	Typical Sidewalk Width	Typical Street Width	Sidewalk Length (Both Sides)	Number of Intersecting Streets	Driveway Length	Total Sidewalk Qty (Minus DRWY)	Area (SF)	Quantity	Units	Unit Cost	Total
						2							
1	PREP ROW	1,711								17.11	STA	$ 400.00	$ 6,844.00
1	CONCRETE SIDEWALK	1,711	7	35	3422	2	495	2857	19,999	2222.11	SY	$ 45.00	$ 99,995.00
6	CURB RAMP									6	EA	$ 1,200.00	$ 7,200.00
33	DRIVEWAYS (CONC)	15	7				495		105	385.00	SY	$ 50.00	$ 19,250.00
	COMERCIAL DRIVEWAYS (CONC)	25	7				0		175	0.00	SY	$ 50.00	$ -
												Valle Dorado Road	$ 133,289.00

Valle Bonito Road

Item	Item Description	Street Length	Typical Sidewalk Width	Typical Street Width	Sidewalk Length (Both Sides)	Number of Intersecting Streets	Driveway Length	Total Sidewalk Qty (Minus DRWY)	Area (SF)	Quantity	Units	Unit Cost	Total
						2							
1	PREP ROW	1,711								17.11	STA	$ 400.00	$ 6,844.00
1	CONCRETE SIDEWALK	1,711	7	35	3422	2	465	2887	20,209	2245.44	SY	$ 45.00	$ 101,045.00
6	CURB RAMP									6	EA	$ 1,200.00	$ 7,200.00
31	DRIVEWAYS (CONC)	15	7				465		105	361.67	SY	$ 50.00	$ 18,083.33
	COMERCIAL DRIVEWAYS (CONC)	25	7				0		175	0.00	SY	$ 50.00	$ -
												Valle Bonito Road	$ 133,172.33

Valle Verde Road

Item	Item Description	Street Length	Typical Sidewalk Width	Typical Street Width	Sidewalk Length (Both Sides)	Number of Intersecting Streets	Driveway Length	Total Sidewalk Qty (Minus DRWY)	Area (SF)	Quantity	Units	Unit Cost	Total
						0							
1	PREP ROW	924								9.24	STA	$ 400.00	$ 3,696.00
1	CONCRETE SIDEWALK	924	7	35	1848	0	225	1623	11,361	1262.33	SY	$ 45.00	$ 56,805.00
4	CURB RAMP									4	EA	$ 1,200.00	$ 4,800.00
15	DRIVEWAYS (CONC)	15	7				225		105	175.00	SY	$ 50.00	$ 8,750.00
	COMERCIAL DRIVEWAYS (CONC)	25	7				0		175	0.00	SY	$ 50.00	$ -
												Valle Verde Road	$ 74,051.00

CITY OF SOCORRO
Master Sidewalk Plan
SECTION 1
7/17/2019

7 Ft Wide Sidewalks
6 Inch Depth Sidewalks

Valle Grande Road

Item	Item Description	Street Length	Typical Sidewalk Width	Typical Street Width	Sidewalk Length (Both Sides)	Number of Intersecting Streets	Driveway Length	Total Sidewalk Qty (Minus DRWY)	Area (SF)	Quantity	Units	Unit Cost	Total
						0							
1	PREP ROW	464								4.64	STA	$ 400.00	$ 1,856.00
1	CONCRETE SIDEWALK	464	7	35	928	0	120	808	5,656	628.44	SY	$ 45.00	$ 28,280.00
2	CURB RAMP									2	EA	$ 1,200.00	$ 2,400.00
8	DRIVEWAYS (CONC)	15	7				120		105	93.33	SY	$ 50.00	$ 4,666.67
	COMERCIAL DRIVEWAYS (CONC)	25	7				0		175	0.00	SY	$ 50.00	$ -
												Valle Grande Road	**$ 37,202.67**

Olivia Road

Item	Item Description	Street Length	Typical Sidewalk Width	Typical Street Width	Sidewalk Length (Both Sides)	Number of Intersecting Streets	Driveway Length	Total Sidewalk Qty (Minus DRWY)	Area (SF)	Quantity	Units	Unit Cost	Total
						0							
1	PREP ROW	528								5.28	STA	$ 400.00	$ 2,112.00
1	CONCRETE SIDEWALK	528	7	35	1056	0	195	861	6,027	669.67	SY	$ 45.00	$ 30,135.00
2	CURB RAMP									2	EA	$ 1,200.00	$ 2,400.00
13	DRIVEWAYS (CONC)	15	7				195		105	151.67	SY	$ 50.00	$ 7,583.33
	COMERCIAL DRIVEWAYS (CONC)	25	7				0		175	0.00	SY	$ 50.00	$ -
												Olivia Road	**$ 42,230.33**

Walcott Road

Item	Item Description	Street Length	Typical Sidewalk Width	Typical Street Width	Sidewalk Length (Both Sides)	Number of Intersecting Streets	Driveway Length	Total Sidewalk Qty (Minus DRWY)	Area (SF)	Quantity	Units	Unit Cost	Total
						0							
1	PREP ROW	5,361								53.61	STA	$ 400.00	$ 21,444.00
1	CONCRETE SIDEWALK	5,361	7	35	10722	0	570	10152	71,064	7896.00	SY	$ 45.00	$ 355,320.00
22	CURB RAMP									22	EA	$ 1,200.00	$ 26,400.00
38	DRIVEWAYS (CONC)	15	7				570		105	443.33	SY	$ 50.00	$ 22,166.67
	COMERCIAL DRIVEWAYS (CONC)	25	7				0		175	0.00	SY	$ 50.00	$ -
												Walcott Road	**$ 425,330.67**

Deldinger Road

Item	Item Description	Street Length	Typical Sidewalk Width	Typical Street Width	Sidewalk Length (Both Sides)	Number of Intersecting Streets	Driveway Length	Total Sidewalk Qty (Minus DRWY)	Area (SF)	Quantity	Units	Unit Cost	Total
						1							
1	PREP ROW	3,956								39.56	STA	$ 400.00	$ 15,824.00
1	CONCRETE SIDEWALK	3956	7	35	7912	1	570	7307	51,149	5683.22	SY	$ 45.00	$ 255,745.00
4	CURB RAMP									4	EA	$ 1,200.00	$ 4,800.00
38	DRIVEWAYS (CONC)	15	7				570		105	443.33	SY	$ 50.00	$ 22,166.67
	COMERCIAL DRIVEWAYS (CONC)	25	7				0		175	0.00	SY	$ 50.00	$ -
												Deldinger Road	**$ 298,535.67**

Fray Vargas Road

Item	Item Description	Street Length	Typical Sidewalk Width	Typical Street Width	Sidewalk Length (Both Sides)	Number of Intersecting Streets	Driveway Length	Total Sidewalk Qty (Minus DRWY)	Area (SF)	Quantity	Units	Unit Cost	Total
						2							
1	PREP ROW	1,841								18.41	STA	$ 400.00	$ 7,364.00
1	CONCRETE SIDEWALK	1841	7	35	3682	2	420	3192	22,344	2482.67	SY	$ 45.00	$ 111,720.00
4	CURB RAMP									4	EA	$ 1,200.00	$ 4,800.00
28	DRIVEWAYS (CONC)	15	7				420		105	326.67	SY	$ 50.00	$ 16,333.33
	COMERCIAL DRIVEWAYS (CONC)	25	7				0		175	0.00	SY	$ 50.00	$ -
												Fray Vargas Road	**$ 140,217.33**

Rosa Azul Drive

Item	Item Description	Street Length	Typical Sidewalk Width	Typical Street Width	Sidewalk Length (Both Sides)	Number of Intersecting Streets	Driveway Length	Total Sidewalk Qty (Minus DRWY)	Area (SF)	Quantity	Units	Unit Cost	Total
						2							
1	PREP ROW	1,786								17.86	STA	$ 400.00	$ 7,144.00
1	CONCRETE SIDEWALK	1786	7	35	3572	2	225	3277	22,939	2548.78	SY	$ 45.00	$ 114,695.00
4	CURB RAMP									4	EA	$ 1,200.00	$ 4,800.00
15	DRIVEWAYS (CONC)	15	7				225		105	175.00	SY	$ 50.00	$ 8,750.00
	COMERCIAL DRIVEWAYS (CONC)	25	7				0		175	0.00	SY	$ 50.00	$ -
												Rosa Azul Drive	**$ 135,389.00**

Rosa Blanca Drive

Item	Item Description	Street Length	Typical Sidewalk Width	Typical Street Width	Sidewalk Length (Both Sides)	Number of Intersecting Streets	Driveway Length	Total Sidewalk Qty (Minus DRWY)	Area (SF)	Quantity	Units	Unit Cost	Total
						2							
1	PREP ROW	1,786								17.86	STA	$ 400.00	$ 7,144.00
1	CONCRETE SIDEWALK	1786	7	35	3572	2	270	3232	22,624	2513.78	SY	$ 45.00	$ 113,120.00
4	CURB RAMP									4	EA	$ 1,200.00	$ 4,800.00
18	DRIVEWAYS (CONC)	15	7				270		105	210.00	SY	$ 50.00	$ 10,500.00
	COMERCIAL DRIVEWAYS (CONC)	25	7				0		175	0.00	SY	$ 50.00	$ -
												Rosa Blanca Drive	**$ 135,564.00**

Piro Court

Item	Item Description	Street Length	Typical Sidewalk Width	Typical Street Width	Sidewalk Length (Both Sides)	Number of Intersecting Streets	Driveway Length	Total Sidewalk Qty (Minus DRWY)	Area (SF)	Quantity	Units	Unit Cost	Total
						1							
1	PREP ROW	1,923								19.23	STA	$ 400.00	$ 7,692.00
1	CONCRETE SIDEWALK	1923	7	35	3846	1	180	3631	25,417	2824.11	SY	$ 45.00	$ 127,085.00
6	CURB RAMP									6	EA	$ 1,200.00	$ 7,200.00
12	DRIVEWAYS (CONC)	15	7				180		105	140.00	SY	$ 50.00	$ 7,000.00
	COMERCIAL DRIVEWAYS (CONC)	25	7				0		175	0.00	SY	$ 50.00	$ -
												Piro Court	**$ 148,977.00**

CITY OF SOCORRO
Master Sidewalk Plan
SECTION 1
7/17/2019

7 Ft Wide Sidewalks
6 Inch Depth Sidewalks

Ardilla Road

Item	Item Description	Street Length	Typical Sidewalk Width	Typical Street Width	Sidewalk Length (Both Sides)	Number of Intersecting Streets	Driveway Length	Total Sidewalk Qty (Minus DRWY)	Area (SF)	Quantity	Units	Unit Cost	Total
						6							
1	PREP ROW	6,896								68.96	STA	$ 400.00	$ 27,584.00
1	CONCRETE SIDEWALK	6,896	7	35	13792	6	30	13552	94,864	10540.44	SY	$ 45.00	$ 474,320.00
14	CURB RAMP									14	EA	$ 1,200.00	$ 16,800.00
2	DRIVEWAYS (CONC)	15	7				30		105	23.33	SY	$ 50.00	$ 1,166.67
	COMERCIAL DRIVEWAYS (CONC)	25	7				0		175	0.00	SY	$ 50.00	$ -
												Ardilla Road	$ 519,870.67

Lagrimas Drive

Item	Item Description	Street Length	Typical Sidewalk Width	Typical Street Width	Sidewalk Length (Both Sides)	Number of Intersecting Streets	Driveway Length	Total Sidewalk Qty (Minus DRWY)	Area (SF)	Quantity	Units	Unit Cost	Total
						0							
1	PREP ROW	215								2.15	STA	$ 400.00	$ 860.00
1	CONCRETE SIDEWALK	215	7	35	430	0	60	370	2,590	287.78	SY	$ 45.00	$ 12,950.00
2	CURB RAMP									2	EA	$ 1,200.00	$ 2,400.00
4	DRIVEWAYS (CONC)	15	7				60		105	46.67	SY	$ 50.00	$ 2,333.33
	COMERCIAL DRIVEWAYS (CONC)	25	7				0		175	0.00	SY	$ 50.00	$ -
												Lagrimas Drive	$ 18,543.33

Abejeno Road

Item	Item Description	Street Length	Typical Sidewalk Width	Typical Street Width	Sidewalk Length (Both Sides)	Number of Intersecting Streets	Driveway Length	Total Sidewalk Qty (Minus DRWY)	Area (SF)	Quantity	Units	Unit Cost	Total
						0							
1	PREP ROW	327								3.27	STA	$ 400.00	$ 1,308.00
1	CONCRETE SIDEWALK	327	7	35	654	0	255	399	2,793	310.33	SY	$ 45.00	$ 13,965.00
2	CURB RAMP									2	EA	$ 1,200.00	$ 2,400.00
17	DRIVEWAYS (CONC)	15	7				255		105	198.33	SY	$ 50.00	$ 9,916.67
	COMERCIAL DRIVEWAYS (CONC)	25	7				0		175	0.00	SY	$ 50.00	$ -
												Abejeno Road	$ 27,589.67

Campeche Road

Item	Item Description	Street Length	Typical Sidewalk Width	Typical Street Width	Sidewalk Length (Both Sides)	Number of Intersecting Streets	Driveway Length	Total Sidewalk Qty (Minus DRWY)	Area (SF)	Quantity	Units	Unit Cost	Total
						0							
1	PREP ROW	587								5.87	STA	$ 400.00	$ 2,348.00
1	CONCRETE SIDEWALK	587	7	35	1174	0	165	1009	7,063	784.78	SY	$ 45.00	$ 35,315.00
2	CURB RAMP									2	EA	$ 1,200.00	$ 2,400.00
11	DRIVEWAYS (CONC)	15	7				165		105	128.33	SY	$ 50.00	$ 6,416.67
	COMERCIAL DRIVEWAYS (CONC)	25	7				0		175	0.00	SY	$ 50.00	$ -
												Campeche Road	$ 46,479.67

Camichin Place

Item	Item Description	Street Length	Typical Sidewalk Width	Typical Street Width	Sidewalk Length (Both Sides)	Number of Intersecting Streets	Driveway Length	Total Sidewalk Qty (Minus DRWY)	Area (SF)	Quantity	Units	Unit Cost	Total
						0							
1	PREP ROW	495								4.95	STA	$ 400.00	$ 1,980.00
1	CONCRETE SIDEWALK	495	7	35	990	0	195	795	5,565	618.33	SY	$ 45.00	$ 27,825.00
2	CURB RAMP									2	EA	$ 1,200.00	$ 2,400.00
13	DRIVEWAYS (CONC)	15	7				195		105	151.67	SY	$ 50.00	$ 7,583.33
	COMERCIAL DRIVEWAYS (CONC)	25	7				0		175	0.00	SY	$ 50.00	$ -
												Camichin Place	$ 39,788.33

La Fogata Road

Item	Item Description	Street Length	Typical Sidewalk Width	Typical Street Width	Sidewalk Length (Both Sides)	Number of Intersecting Streets	Driveway Length	Total Sidewalk Qty (Minus DRWY)	Area (SF)	Quantity	Units	Unit Cost	Total
						4							
1	PREP ROW	1,782								17.82	STA	$ 400.00	$ 7,128.00
1	CONCRETE SIDEWALK	1782	7	35	3564	4	495	2929	20,503	2278.11	SY	$ 45.00	$ 102,515.00
10	CURB RAMP									10	EA	$ 1,200.00	$ 12,000.00
33	DRIVEWAYS (CONC)	15	7				495		105	385.00	SY	$ 50.00	$ 19,250.00
	COMERCIAL DRIVEWAYS (CONC)	25	7				0		175	0.00	SY	$ 50.00	$ -
												La Fogata Road	$ 140,893.00

Villa Del Mar Drive

Item	Item Description	Street Length	Typical Sidewalk Width	Typical Street Width	Sidewalk Length (Both Sides)	Number of Intersecting Streets	Driveway Length	Total Sidewalk Qty (Minus DRWY)	Area (SF)	Quantity	Units	Unit Cost	Total
						4							
1	PREP ROW	1,824								18.24	STA	$ 400.00	$ 7,296.00
1	CONCRETE SIDEWALK	1824	7	35	3648	4	495	3013	21,091	2343.44	SY	$ 45.00	$ 105,455.00
10	CURB RAMP									10	EA	$ 1,200.00	$ 12,000.00
33	DRIVEWAYS (CONC)	15	7				495		105	385.00	SY	$ 50.00	$ 19,250.00
	COMERCIAL DRIVEWAYS (CONC)	25	7				0		175	0.00	SY	$ 50.00	$ -
												Villa Del Mar Drive	$ 144,001.00

La Pobalana Drive

Item	Item Description	Street Length	Typical Sidewalk Width	Typical Street Width	Sidewalk Length (Both Sides)	Number of Intersecting Streets	Driveway Length	Total Sidewalk Qty (Minus DRWY)	Area (SF)	Quantity	Units	Unit Cost	Total
						4							
1	PREP ROW	2,189								21.89	STA	$ 400.00	$ 8,756.00
1	CONCRETE SIDEWALK	2189	7	35	4378	4	735	3503	24,521	2724.56	SY	$ 45.00	$ 122,605.00
10	CURB RAMP									10	EA	$ 1,200.00	$ 12,000.00
49	DRIVEWAYS (CONC)	15	7				735		105	571.67	SY	$ 50.00	$ 28,583.33
	COMERCIAL DRIVEWAYS (CONC)	25	7				0		175	0.00	SY	$ 50.00	$ -
												La Pobalana Drive	$ 171,944.33

CITY OF SOCORRO
Master Sidewalk Plan
SECTION 1
7/17/2019

7 Ft Wide Sidewalks
6 Inch Depth Sidewalks

Artesano Road

Item	Item Description	Street Length	Typical Sidewalk Width	Typical Street Width	Sidewalk Length (Both Sides)	Number of Intersecting Streets	Driveway Length	Total Sidewalk Qty (Minus DRWY)	Area (SF)	Quantity	Units	Unit Cost	Total
						0							
1	PREP ROW	843								8.43	STA	$ 400.00	$ 3,372.00
1	CONCRETE SIDEWALK	843	7	35	1686	0	270	1416	9,912	1101.33	SY	$ 45.00	$ 49,560.00
4	CURB RAMP									4	EA	$ 1,200.00	$ 4,800.00
18	DRIVEWAYS (CONC)	15	7				270		105	210.00	SY	$ 50.00	$ 10,500.00
	COMERCIAL DRIVEWAYS (CONC)	25	7				0		175	0.00	SY	$ 50.00	$ -
												Artesano Road	**$ 68,232.00**

Madrigal Road

Item	Item Description	Street Length	Typical Sidewalk Width	Typical Street Width	Sidewalk Length (Both Sides)	Number of Intersecting Streets	Driveway Length	Total Sidewalk Qty (Minus DRWY)	Area (SF)	Quantity	Units	Unit Cost	Total
						2							
1	PREP ROW	1,004								10.04	STA	$ 400.00	$ 4,016.00
1	CONCRETE SIDEWALK	1004	7	35	2008	2	250	1688	11,816	1312.89	SY	$ 45.00	$ 59,080.00
8	CURB RAMP									8	EA	$ 1,200.00	$ 9,600.00
15	DRIVEWAYS (CONC)	15	7				225		105	175.00	SY	$ 50.00	$ 8,750.00
1	COMERCIAL DRIVEWAYS (CONC)	25	7				25		175	19.44	SY	$ 50.00	$ 972.22
												Madrigal Road	**$ 82,418.22**

Lozano Road

Item	Item Description	Street Length	Typical Sidewalk Width	Typical Street Width	Sidewalk Length (Both Sides)	Number of Intersecting Streets	Driveway Length	Total Sidewalk Qty (Minus DRWY)	Area (SF)	Quantity	Units	Unit Cost	Total
						0							
1	PREP ROW	505								5.05	STA	$ 400.00	$ 2,020.00
1	CONCRETE SIDEWALK	505	7	35	1010	0	120	890	6,230	692.22	SY	$ 45.00	$ 31,150.00
4	CURB RAMP									4	EA	$ 1,200.00	$ 4,800.00
8	DRIVEWAYS (CONC)	15	7				120		105	93.33	SY	$ 50.00	$ 4,666.67
	COMERCIAL DRIVEWAYS (CONC)	25	7				0		175	0.00	SY	$ 50.00	$ -
												Lozano Road	**$ 42,636.67**

Socorro Road

Item	Item Description	Street Length	Typical Sidewalk Width	Typical Street Width	Sidewalk Length (Both Sides)	Number of Intersecting Streets	Driveway Length	Total Sidewalk Qty (Minus DRWY)	Area (SF)	Quantity	Units	Unit Cost	Total
						4							
1	PREP ROW	6,019								60.19	STA	$ 400.00	$ 24,076.00
1	CONCRETE SIDEWALK	6019	7	35	12038	4	1155	10743	75,201	8355.67	SY	$ 45.00	$ 376,005.00
6	CURB RAMP									6	EA	$ 1,200.00	$ 7,200.00
32	DRIVEWAYS (CONC)	15	7				480		105	373.33	SY	$ 50.00	$ 18,666.67
27	COMERCIAL DRIVEWAYS (CONC)	25	7				675		175	525.00	SY	$ 50.00	$ 26,250.00
												Socorro Road	**$ 452,197.67**

												Construction Subtotal	**$ 5,004,930.89**
	SURVEYING										LS	3.00%	$ 150,147.93
1	CONSTRUCTION MOBILIZATION										LS	5.00%	$ 250,246.54
2	SWP3 (Storm Water Pollution Prevention Plan)										LS	5.00%	$ 250,246.54
3	CONTINGENCY										LS	15.00%	$ 750,739.63
4												**SECTION 1 CONSTRUCTION TOTAL=**	**$ 6,406,311.54**

CITY OF SOCORRO
Master Sidewalk Plan
SECTION 2
7/17/2019

7 Ft Wide Sidewalks

6 Inch Depth Sidewalks

Joya Del Valle

Item QTY	Item Description	Street Length	Typical Sidewalk Width	Typical Street Width	Sidewalk Length (Both Sides)	Number of Intersecting Streets	Driveway Length	Total Sidewalk QTY (Minus DRWY)	Area (SF)	Quantity	Units	Unit Cost	Total
						0							
1	PREP ROW	792								7.92	STA	$ 400.00	$ 3,168.00
1	CONCRETE SIDEWALK	792	7	35	1584	0	270	1314	9,198	1022.00	SY	$ 45.00	$ 45,990.00
4	CURB RAMP									4	EA	$ 1,200.00	$ 4,800.00
18	DRIVEWAYS (CONC)	15	7				270		105	210.00	SY	$ 50.00	$ 10,500.00
	COMERCIAL DRIVEWAYS (CONC)	25	7				0		175	0.00	SY	$ 50.00	$ -
												Joya Del Valle	$ 64,458.00

Brisa Del Valle Dr.

Item	Item Description	Street Length	Typical Sidewalk Width	Typical Street Width	Sidewalk Length (Both Sides)	Number of Intersecting Streets	Driveway Length	Total Sidewalk QTY (Minus DRWY)	Area (SF)	Quantity	Units	Unit Cost	Total
						0							
1	PREP ROW	1326								13.26	STA	$ 400.00	$ 5,304.00
1	CONCRETE SIDEWALK	1326	7	35	2652	0	360	2292	16,044	1782.67	SY	$ 45.00	$ 80,220.00
4	CURB RAMP									4	EA	$ 1,200.00	$ 4,800.00
24	DRIVEWAYS (CONC)	15	7				360		105	280.00	SY	$ 50.00	$ 14,000.00
	COMERCIAL DRIVEWAYS (CONC)	25	7				0		175	0.00	SY	$ 50.00	$ -
												Brisa Del Valle Dr.	$ 104,324.00

Olguin Court

Item	Item Description	Street Length	Typical Sidewalk Width	Typical Street Width	Sidewalk Length (Both Sides)	Number of Intersecting Streets	Driveway Length	Total Sidewalk QTY (Minus DRWY)	Area (SF)	Quantity	Units	Unit Cost	Total
						2							
1	PREP ROW	1766								17.66	STA	$ 400.00	$ 7,064.00
1	CONCRETE SIDEWALK	1766	7	35	3532	2	405	3057	21,399	2377.67	SY	$ 45.00	$ 106,995.00
6	CURB RAMP									6	EA	$ 1,200.00	$ 7,200.00
27	DRIVEWAYS (CONC)	15	7				405		105	315.00	SY	$ 50.00	$ 15,750.00
	COMERCIAL DRIVEWAYS (CONC)	25	7				0		175	0.00	SY	$ 50.00	$ -
												Olguin Court	$ 137,009.00

Sylvia Court

Item	Item Description	Street Length	Typical Sidewalk Width	Typical Street Width	Sidewalk Length (Both Sides)	Number of Intersecting Streets	Driveway Length	Total Sidewalk QTY (Minus DRWY)	Area (SF)	Quantity	Units	Unit Cost	Total
						0							
1	PREP ROW	1761								17.61	STA	$ 400.00	$ 7,044.00
1	CONCRETE SIDEWALK	1761	7	35	3522	0	210	3312	23,184	2576.00	SY	$ 45.00	$ 115,920.00
4	CURB RAMP									4	EA	$ 1,200.00	$ 4,800.00
14	DRIVEWAYS (CONC)	15	7				210		105	163.33	SY	$ 50.00	$ 8,166.67
	COMERCIAL DRIVEWAYS (CONC)	25	7				0		175	0.00	SY	$ 50.00	$ -
												Sylvia Court	$ 135,930.67

Dini Rozi Drive

Item	Item Description	Street Length	Typical Sidewalk Width	Typical Street Width	Sidewalk Length (Both Sides)	Number of Intersecting Streets	Driveway Length	Total Sidewalk QTY (Minus DRWY)	Area (SF)	Quantity	Units	Unit Cost	Total
						1							
1	PREP ROW	1725								17.25	STA	$ 400.00	$ 6,900.00
1	CONCRETE SIDEWALK	1725	7	35	3450	1	495	2920	20,440	2271.11	SY	$ 45.00	$ 102,200.00
4	CURB RAMP									4	EA	$ 1,200.00	$ 4,800.00
33	DRIVEWAYS (CONC)	15	7				495		105	385.00	SY	$ 50.00	$ 19,250.00
	COMERCIAL DRIVEWAYS (CONC)	25	7				0		175	0.00	SY	$ 50.00	$ -
												Dini Rozi Drive	$ 133,150.00

Figueroa Road

Item	Item Description	Street Length	Typical Sidewalk Width	Typical Street Width	Sidewalk Length (Both Sides)	Number of Intersecting Streets	Driveway Length	Total Sidewalk QTY (Minus DRWY)	Area (SF)	Quantity	Units	Unit Cost	Total
						1							
1	PREP ROW	1451								14.51	STA	$ 400.00	$ 5,804.00
1	CONCRETE SIDEWALK	1451	7	35	2902	1	195	2672	18,704	2078.22	SY	$ 45.00	$ 93,520.00
4	CURB RAMP									4	EA	$ 1,200.00	$ 4,800.00
13	DRIVEWAYS (CONC)	15	7				195		105	151.67	SY	$ 50.00	$ 7,583.33
	COMERCIAL DRIVEWAYS (CONC)	25	7				0		175	0.00	SY	$ 50.00	$ -
												Figueroa Road	$ 111,707.33

Kleppin Court

Item	Item Description	Street Length	Typical Sidewalk Width	Typical Street Width	Sidewalk Length (Both Sides)	Number of Intersecting Streets	Driveway Length	Total Sidewalk QTY (Minus DRWY)	Area (SF)	Quantity	Units	Unit Cost	Total
						0							
1	PREP ROW	478								4.78	STA	$ 400.00	$ 1,912.00
1	CONCRETE SIDEWALK	478	7	35	956	0	180	776	5,432	603.56	SY	$ 45.00	$ 27,160.00
6	CURB RAMP									6	EA	$ 1,200.00	$ 7,200.00
12	DRIVEWAYS (CONC)	15	7				180		105	140.00	SY	$ 50.00	$ 7,000.00
	COMERCIAL DRIVEWAYS (CONC)	25	7				0		175	0.00	SY	$ 50.00	$ -
												Kleppin Court	$ 43,272.00

Lisa Diane Road

Item	Item Description	Street Length	Typical Sidewalk Width	Typical Street Width	Sidewalk Length (Both Sides)	Number of Intersecting Streets	Driveway Length	Total Sidewalk QTY (Minus DRWY)	Area (SF)	Quantity	Units	Unit Cost	Total
						2							
1	PREP ROW	1278								12.78	STA	$ 400.00	$ 5,112.00
1	CONCRETE SIDEWALK	1278	7	35	2556	2	120	2366	16,562	1840.22	SY	$ 45.00	$ 82,810.00
2	CURB RAMP									2	EA	$ 1,200.00	$ 2,400.00
8	DRIVEWAYS (CONC)	15	7				120		105	93.33	SY	$ 50.00	$ 4,666.67
	COMERCIAL DRIVEWAYS (CONC)	25	7				0		175	0.00	SY	$ 50.00	$ -
												Lisa Diane Road	$ 94,988.67

CITY OF SOCORRO
Master Sidewalk Plan
SECTION 2
7/17/2019

7 Ft Wide Sidewalks

6 Inch Depth Sidewalks

Ernest Road

Item	Item Description	Street Length	Typical Sidewalk Width	Typical Street Width	Sidewalk Length (Both Sides)	Number of Intersecting Streets	Driveway Length	Total Sidewalk QTY (Minus DRWY)	Area (SF)	Quantity	Units	Unit Cost	Total
						2							
1	PREP ROW	661								6.61	STA	$ 400.00	$ 2,644.00
1	CONCRETE SIDEWALK	661	7	35	1322	2	105	1147	8,029	892.11	SY	$ 45.00	$ 40,145.00
10	CURB RAMP									10	EA	$ 1,200.00	$ 12,000.00
7	DRIVEWAYS (CONC)	15	7				105		105	81.67	SY	$ 50.00	$ 4,083.33
	COMERCIAL DRIVEWAYS (CONC)	25	7				0		175	0.00	SY	$ 50.00	$ -
												Ernest Road	**$ 58,872.33**

Flor Preciosa Lane

Item	Item Description	Street Length	Typical Sidewalk Width	Typical Street Width	Sidewalk Length (Both Sides)	Number of Intersecting Streets	Driveway Length	Total Sidewalk QTY (Minus DRWY)	Area (SF)	Quantity	Units	Unit Cost	Total
						2							
1	PREP ROW	1389								13.89	STA	$ 400.00	$ 5,556.00
1	CONCRETE SIDEWALK	1389	7	35	2778	2	165	2543	17,801	1977.89	SY	$ 45.00	$ 89,005.00
6	CURB RAMP									6	EA	$ 1,200.00	$ 7,200.00
11	DRIVEWAYS (CONC)	15	7				165		105	128.33	SY	$ 50.00	$ 6,416.67
	COMERCIAL DRIVEWAYS (CONC)	25	7				0		175	0.00	SY	$ 50.00	$ -
												Flor Preciosa Lane	**$ 108,177.67**

Flor del Rio Street

Item	Item Description	Street Length	Typical Sidewalk Width	Typical Street Width	Sidewalk Length (Both Sides)	Number of Intersecting Streets	Driveway Length	Total Sidewalk QTY (Minus DRWY)	Area (SF)	Quantity	Units	Unit Cost	Total
						2							
1	PREP ROW	3009								30.09	STA	$ 400.00	$ 12,036.00
1	CONCRETE SIDEWALK	3009	7	35	6018	2	555	5393	37,751	4194.56	SY	$ 45.00	$ 188,755.00
4	CURB RAMP									4	EA	$ 1,200.00	$ 4,800.00
37	DRIVEWAYS (CONC)	15	7				555		105	431.67	SY	$ 50.00	$ 21,583.33
	COMERCIAL DRIVEWAYS (CONC)	25	7				0		175	0.00	SY	$ 50.00	$ -
												Flor del Rio Street	**$ 227,174.33**

Flor del Sol Street

Item	Item Description	Street Length	Typical Sidewalk Width	Typical Street Width	Sidewalk Length (Both Sides)	Number of Intersecting Streets	Driveway Length	Total Sidewalk QTY (Minus DRWY)	Area (SF)	Quantity	Units	Unit Cost	Total
						5							
1	PREP ROW	2532								25.32	STA	$ 400.00	$ 10,128.00
1	CONCRETE SIDEWALK	2532	7	35	5064	5	435	4454	31,178	3464.22	SY	$ 45.00	$ 155,890.00
10	CURB RAMP									10	EA	$ 1,200.00	$ 12,000.00
29	DRIVEWAYS (CONC)	15	7				435		105	338.33	SY	$ 50.00	$ 16,916.67
	COMERCIAL DRIVEWAYS (CONC)	25	7				0		175	0.00	SY	$ 50.00	$ -
												Flor del Sol Street	**$ 194,934.67**

Flor del Sur Avenue

Item	Item Description	Street Length	Typical Sidewalk Width	Typical Street Width	Sidewalk Length (Both Sides)	Number of Intersecting Streets	Driveway Length	Total Sidewalk QTY (Minus DRWY)	Area (SF)	Quantity	Units	Unit Cost	Total
						1							
1	PREP ROW	850								8.5	STA	$ 400.00	$ 3,400.00
1	CONCRETE SIDEWALK	850	7	35	1700	1	75	1590	11,130	1236.67	SY	$ 45.00	$ 55,650.00
4	CURB RAMP									4	EA	$ 1,200.00	$ 4,800.00
5	DRIVEWAYS (CONC)	15	7				75		105	58.33	SY	$ 50.00	$ 2,916.67
	COMERCIAL DRIVEWAYS (CONC)	25	7				0		175	0.00	SY	$ 50.00	$ -
												Flor del Sur Avenue	**$ 66,766.67**

Flor Amarilla Avenue

Item	Item Description	Street Length	Typical Sidewalk Width	Typical Street Width	Sidewalk Length (Both Sides)	Number of Intersecting Streets	Driveway Length	Total Sidewalk QTY (Minus DRWY)	Area (SF)	Quantity	Units	Unit Cost	Total
						0							
1	PREP ROW	904								9.04	STA	$ 400.00	$ 3,616.00
1	CONCRETE SIDEWALK	904	7	35	1808	0	225	1583	11,081	1231.22	SY	$ 45.00	$ 55,405.00
2	CURB RAMP									2	EA	$ 1,200.00	$ 2,400.00
15	DRIVEWAYS (CONC)	15	7				225		105	175.00	SY	$ 50.00	$ 8,750.00
	COMERCIAL DRIVEWAYS (CONC)	25	7				0		175	0.00	SY	$ 50.00	$ -
												Flor Amarilla Avenue	**$ 70,171.00**

Flor Bonita Avenue

Item	Item Description	Street Length	Typical Sidewalk Width	Typical Street Width	Sidewalk Length (Both Sides)	Number of Intersecting Streets	Driveway Length	Total Sidewalk QTY (Minus DRWY)	Area (SF)	Quantity	Units	Unit Cost	Total
						6							
1	PREP ROW	2900								29	STA	$ 400.00	$ 11,600.00
1	CONCRETE SIDEWALK	2900	7	35	5800	6	285	5305	37,135	4126.11	SY	$ 45.00	$ 185,675.00
14	CURB RAMP									14	EA	$ 1,200.00	$ 16,800.00
19	DRIVEWAYS (CONC)	15	7				285		105	221.67	SY	$ 50.00	$ 11,083.33
	COMERCIAL DRIVEWAYS (CONC)	25	7				0		175	0.00	SY	$ 50.00	$ -
												Flor Bonita Avenue	**$ 225,158.33**

Flor Blanca Avenue

Item	Item Description	Street Length	Typical Sidewalk Width	Typical Street Width	Sidewalk Length (Both Sides)	Number of Intersecting Streets	Driveway Length	Total Sidewalk QTY (Minus DRWY)	Area (SF)	Quantity	Units	Unit Cost	Total
						1							
1	PREP ROW	874								8.74	STA	$ 400.00	$ 3,496.00
1	CONCRETE SIDEWALK	874	7	35	1748	1	210	1503	10,521	1169.00	SY	$ 45.00	$ 52,605.00
6	CURB RAMP									6	EA	$ 1,200.00	$ 7,200.00
14	DRIVEWAYS (CONC)	15	7				210		105	163.33	SY	$ 50.00	$ 8,166.67
	COMERCIAL DRIVEWAYS (CONC)	25	7				0		175	0.00	SY	$ 50.00	$ -
												Flor Blanca Avenue	**$ 71,467.67**

CITY OF SOCORRO
Master Sidewalk Plan
SECTION 2
7/17/2019

7 Ft Wide Sidewalks

6 Inch Depth Sidewalks

Cabeza de Vaca Road

Item	Item Description	Street Length	Typical Sidewalk Width	Typical Street Width	Sidewalk Length (Both Sides)	Number of Intersecting Streets	Driveway Length	Total Sidewalk QTY (Minus DRWY)	Area (SF)	Quantity	Units	Unit Cost	Total
						7							
1	PREP ROW	1659								16.59	STA	$ 400.00	$ 6,636.00
1	CONCRETE SIDEWALK	1659	7	35	3318	7	165	2908	20,356	2261.78	SY	$ 45.00	$ 101,780.00
14	CURB RAMP									14	EA	$ 1,200.00	$ 16,800.00
11	DRIVEWAYS (CONC)	15	7				165		105	128.33	SY	$ 50.00	$ 6,416.67
	COMERCIAL DRIVEWAYS (CONC)	25	7				0		175	0.00	SY	$ 50.00	$ -
												Cabeza de Vaca Road	**$ 131,632.67**

Haney Road

Item	Item Description	Street Length	Typical Sidewalk Width	Typical Street Width	Sidewalk Length (Both Sides)	Number of Intersecting Streets	Driveway Length	Total Sidewalk QTY (Minus DRWY)	Area (SF)	Quantity	Units	Unit Cost	Total
						3							
1	PREP ROW	1757								17.57	STA	$ 400.00	$ 7,028.00
1	CONCRETE SIDEWALK	1757	7	35	3514	3	570	2839	19,873	2208.11	SY	$ 45.00	$ 99,365.00
8	CURB RAMP									8	EA	$ 1,200.00	$ 9,600.00
38	DRIVEWAYS (CONC)	15	7				570		105	443.33	SY	$ 50.00	$ 22,166.67
	COMERCIAL DRIVEWAYS (CONC)	25	7				0		175	0.00	SY	$ 50.00	$ -
												Haney Road	**$ 138,159.67**

Samalayucca Road

Item	Item Description	Street Length	Typical Sidewalk Width	Typical Street Width	Sidewalk Length (Both Sides)	Number of Intersecting Streets	Driveway Length	Total Sidewalk QTY (Minus DRWY)	Area (SF)	Quantity	Units	Unit Cost	Total
						0							
1	PREP ROW	977								9.77	STA	$ 400.00	$ 3,908.00
1	CONCRETE SIDEWALK	977	7	35	1954	0	105	1849	12,943	1438.11	SY	$ 45.00	$ 64,715.00
4	CURB RAMP									4	EA	$ 1,200.00	$ 4,800.00
7	DRIVEWAYS (CONC)	15	7				105		105	81.67	SY	$ 50.00	$ 4,083.33
	COMERCIAL DRIVEWAYS (CONC)	25	7				0		175	0.00	SY	$ 50.00	$ -
												Samalayucca Road	**$ 77,506.33**

Sylvia Drive

Item	Item Description	Street Length	Typical Sidewalk Width	Typical Street Width	Sidewalk Length (Both Sides)	Number of Intersecting Streets	Driveway Length	Total Sidewalk QTY (Minus DRWY)	Area (SF)	Quantity	Units	Unit Cost	Total
1	PREP ROW	775								7.75	STA	$ 400.00	$ 3,100.00
1	CONCRETE SIDEWALK	775	7	35	1550	0	285	1265	8,855	983.89	SY	$ 45.00	$ 44,275.00
4	CURB RAMP									4	EA	$ 1,200.00	$ 4,800.00
19	DRIVEWAYS (CONC)	15	7				285		105	221.67	SY	$ 50.00	$ 11,083.33
	COMERCIAL DRIVEWAYS (CONC)	25	7				0		175	0.00	SY	$ 50.00	$ -
												Sylvia Drive	**$ 63,258.33**

Alameda Avenue

Item	Item Description	Street Length	Typical Sidewalk Width	Typical Street Width	Sidewalk Length (Both Sides)	Number of Intersecting Streets	Driveway Length	Total Sidewalk QTY (Minus DRWY)	Area (SF)	Quantity	Units	Unit Cost	Total
						2							
1	PREP ROW	5554								55.54	STA	$ 400.00	$ 22,216.00
1	CONCRETE SIDEWALK	5554	7	35	11108	2	410	10628	74,396	8266.22	SY	$ 45.00	$ 371,980.00
	CURB RAMP									0	EA	$ 1,200.00	$ -
4	DRIVEWAYS (CONC)	15	7				60		105	46.67	SY	$ 50.00	$ 2,333.33
14	COMERCIAL DRIVEWAYS (CONC)	25	7				350		175	272.22	SY	$ 50.00	$ 13,611.11
												Alameda Avenue	**$ 410,140.44**

Melton Road

Item	Item Description	Street Length	Typical Sidewalk Width	Typical Street Width	Sidewalk Length (Both Sides)	Number of Intersecting Streets	Driveway Length	Total Sidewalk QTY (Minus DRWY)	Area (SF)	Quantity	Units	Unit Cost	Total
						0							
1	PREP ROW	1056								10.56	STA	$ 400.00	$ 4,224.00
1	CONCRETE SIDEWALK	1056	7	35	2112	0	350	1762	12,334	1370.44	SY	$ 45.00	$ 61,670.00
4	CURB RAMP									4	EA	$ 1,200.00	$ 4,800.00
20	DRIVEWAYS (CONC)	15	7				300		105	233.33	SY	$ 50.00	$ 11,666.67
2	COMERCIAL DRIVEWAYS (CONC)	25	7				50		175	38.89	SY	$ 50.00	$ 1,944.44
												Melton Road	**$ 84,305.11**

Pretty Acres Lane

Item	Item Description	Street Length	Typical Sidewalk Width	Typical Street Width	Sidewalk Length (Both Sides)	Number of Intersecting Streets	Driveway Length	Total Sidewalk QTY (Minus DRWY)	Area (SF)	Quantity	Units	Unit Cost	Total
						0							
1	PREP ROW	921								9.21	STA	$ 400.00	$ 3,684.00
1	CONCRETE SIDEWALK	921	7	35	1842	0	210	1632	11,424	1269.33	SY	$ 45.00	$ 57,120.00
2	CURB RAMP									2	EA	$ 1,200.00	$ 2,400.00
14	DRIVEWAYS (CONC)	15	7				210		105	163.33	SY	$ 50.00	$ 8,166.67
	COMERCIAL DRIVEWAYS (CONC)	25	7				0		175	0.00	SY	$ 50.00	$ -
												Pretty Acres Lane	**$ 71,370.67**

Paul Jason Drive

Item	Item Description	Street Length	Typical Sidewalk Width	Typical Street Width	Sidewalk Length (Both Sides)	Number of Intersecting Streets	Driveway Length	Total Sidewalk QTY (Minus DRWY)	Area (SF)	Quantity	Units	Unit Cost	Total
						0							
1	PREP ROW	406								4.06	STA	$ 400.00	$ 1,624.00
1	CONCRETE SIDEWALK	406	7	35	812	0	150	662	4,634	514.89	SY	$ 45.00	$ 23,170.00
2	CURB RAMP									2	EA	$ 1,200.00	$ 2,400.00
10	DRIVEWAYS (CONC)	15	7				150		105	116.67	SY	$ 50.00	$ 5,833.33
	COMERCIAL DRIVEWAYS (CONC)	25	7				0		175	0.00	SY	$ 50.00	$ -
												Paul Jason Drive	**$ 33,027.33**

CITY OF SOCORRO
Master Sidewalk Plan
SECTION 2
7/17/2019

7 Ft Wide Sidewalks

6 Inch Depth Sidewalks

Bejar Drive

Item	Item Description	Street Length	Typical Sidewalk Width	Typical Street Width	Sidewalk Length (Both Sides)	Number of Intersecting Streets	Driveway Length	Total Sidewalk QTY (Minus DRWY)	Area (SF)	Quantity	Units	Unit Cost	Total
						1							
1	PREP ROW	1394								13.94	STA	$ 400.00	$ 5,576.00
1	CONCRETE SIDEWALK	1394	7	35	2788	1	330	2423	16,961	1884.56	SY	$ 45.00	$ 84,805.00
6	CURB RAMP									6	EA	$ 1,200.00	$ 7,200.00
22	DRIVEWAYS (CONC)	15	7				330		105	256.67	SY	$ 50.00	$ 12,833.33
	COMERCIAL DRIVEWAYS (CONC)	25	7				0		175	0.00	SY	$ 50.00	$ -
												Bejar Drive	**$ 110,414.33**

Flor Tulipan Street

Item	Item Description	Street Length	Typical Sidewalk Width	Typical Street Width	Sidewalk Length (Both Sides)	Number of Intersecting Streets	Driveway Length	Total Sidewalk QTY (Minus DRWY)	Area (SF)	Quantity	Units	Unit Cost	Total
						0							
1	PREP ROW	519								5.19	STA	$ 400.00	$ 2,076.00
1	CONCRETE SIDEWALK	519	7	35	1038	0	90	948	6,636	737.33	SY	$ 45.00	$ 33,180.00
2	CURB RAMP									2	EA	$ 1,200.00	$ 2,400.00
6	DRIVEWAYS (CONC)	15	7				90		105	70.00	SY	$ 50.00	$ 3,500.00
	COMERCIAL DRIVEWAYS (CONC)	25	7				0		175	0.00	SY	$ 50.00	$ -
												Flor Tulipan Street	**$ 41,156.00**

Jorge Road

Item	Item Description	Street Length	Typical Sidewalk Width	Typical Street Width	Sidewalk Length (Both Sides)	Number of Intersecting Streets	Driveway Length	Total Sidewalk QTY (Minus DRWY)	Area (SF)	Quantity	Units	Unit Cost	Total
						1							
1	PREP ROW	581								5.81	STA	$ 400.00	$ 2,324.00
1	CONCRETE SIDEWALK	581	7	35	1162	1	120	1007	7,049	783.22	SY	$ 45.00	$ 35,245.00
2	CURB RAMP									2	EA	$ 1,200.00	$ 2,400.00
8	DRIVEWAYS (CONC)	15	7				120		105	93.33	SY	$ 50.00	$ 4,666.67
	COMERCIAL DRIVEWAYS (CONC)	25	7				0		175	0.00	SY	$ 50.00	$ -
												Jorge Road	**$ 44,635.67**

Flor Marsha Street

Item	Item Description	Street Length	Typical Sidewalk Width	Typical Street Width	Sidewalk Length (Both Sides)	Number of Intersecting Streets	Driveway Length	Total Sidewalk QTY (Minus DRWY)	Area (SF)	Quantity	Units	Unit Cost	Total
						0							
1	PREP ROW	465								4.65	STA	$ 400.00	$ 1,860.00
1	CONCRETE SIDEWALK	465	7	35	930	0	105	825	5,775	641.67	SY	$ 45.00	$ 28,875.00
2	CURB RAMP									2	EA	$ 1,200.00	$ 2,400.00
7	DRIVEWAYS (CONC)	15	7				105		105	81.67	SY	$ 50.00	$ 4,083.33
	COMERCIAL DRIVEWAYS (CONC)	25	7				0		175	0.00	SY	$ 50.00	$ -
												Flor Marsha Street	**$ 37,218.33**

Flor Morada Road

Item	Item Description	Street Length	Typical Sidewalk Width	Typical Street Width	Sidewalk Length (Both Sides)	Number of Intersecting Streets	Driveway Length	Total Sidewalk QTY (Minus DRWY)	Area (SF)	Quantity	Units	Unit Cost	Total
						0							
1	PREP ROW	339								3.39	STA	$ 400.00	$ 1,356.00
1	CONCRETE SIDEWALK	339	7	35	678	0	75	603	4,221	469.00	SY	$ 45.00	$ 21,105.00
2	CURB RAMP									2	EA	$ 1,200.00	$ 2,400.00
5	DRIVEWAYS (CONC)	15	7				75		105	58.33	SY	$ 50.00	$ 2,916.67
	COMERCIAL DRIVEWAYS (CONC)	25	7				0		175	0.00	SY	$ 50.00	$ -
												Flor Morada Road	**$ 27,777.67**

Socorro Road

Item	Item Description	Street Length	Typical Sidewalk Width	Typical Street Width	Sidewalk Length (Both Sides)	Number of Intersecting Streets	Driveway Length	Total Sidewalk QTY (Minus DRWY)	Area (SF)	Quantity	Units	Unit Cost	Total
						7							
1	PREP ROW	5699								56.99	STA	$ 400.00	$ 22,796.00
1	CONCRETE SIDEWALK	5699	7	35	11398	7	1110	10043	70,301	7811.22	SY	$ 45.00	$ 351,505.00
14	CURB RAMP									14	EA	$ 1,200.00	$ 16,800.00
14	DRIVEWAYS (CONC)	15	7				210		105	163.33	SY	$ 50.00	$ 8,166.67
36	COMERCIAL DRIVEWAYS (CONC)	25	7				900		175	700.00	SY	$ 50.00	$ 35,000.00
												Socorro Road	**$ 434,267.67**

Passmore Road

Item	Item Description	Street Length	Typical Sidewalk Width	Typical Street Width	Sidewalk Length (Both Sides)	Number of Intersecting Streets	Driveway Length	Total Sidewalk QTY (Minus DRWY)	Area (SF)	Quantity	Units	Unit Cost	Total
						7							
1	PREP ROW	6560								65.6	STA	$ 400.00	$ 26,240.00
1	CONCRETE SIDEWALK	6560	7	35	13120	7	615	12260	85,820	9535.56	SY	$ 45.00	$ 429,100.00
14	CURB RAMP									14	EA	$ 1,200.00	$ 16,800.00
41	DRIVEWAYS (CONC)	15	7				615		105	478.33	SY	$ 50.00	$ 23,916.67
	COMERCIAL DRIVEWAYS (CONC)	25	7				0		175	0.00	SY	$ 50.00	$ -
												Passmore Road	**$ 496,056.67**

												Construction Subtotal	**$ 4,048,489.22**
	SURVEYING										LS	3.00%	$ 121,454.68
	CONSTRUCTION MOBILIZATION										LS	5.00%	$ 202,424.46
	SWP3 (Storm Water Pollution Prevention Plan)										LS	5.00%	$ 202,424.46
	CONTINGENCY										LS	15.00%	$ 607,273.38
												SECTION 2 CONSTRUCTION TOTAL =	**$ 5,182,066.20**

CITY OF SOCORRO
Master Sidewalk Plan
SECTION 3
7/17/2019

7 Ft Wide Sidewalks
6 Inch Depth Sidewalks

Alameda Avenue

Item QTY	Item Description	Street Length	Typical Sidewalk Width	Typical Street Width	Sidewalk Length (Both Sides)	Number of Intersecting Streets	Driveway Length	Total Sidewalk QTY (Minus DRWY)	Area (SF)	Quantity	Units	Unit Cost	Total
						3							
1	PREP ROW	7523								75.23	STA	$ 400.00	$ 30,092.00
1	CONCRETE SIDEWALK	7523	7	35	15046	3	0	14941	104587	11620.78	SY	$ 45.00	$ 522,935.00
6	CURB RAMP									6	EA	$ 1,200.00	$ 7,200.00
0	DRIVEWAYS (CONC)	15	7				0		105	0.00	SY	$ 50.00	$ -
0	COMERCIAL DRIVEWAYS (CONC)	25	7				0		175	0.00	SY	$ 50.00	$ -
												Alameda Avenue	**$ 560,227.00**

Tassie Way

Item	Item Description	Street Length	Typical Sidewalk Width	Typical Street Width	Sidewalk Length (Both Sides)	Number of Intersecting Streets	Driveway Length	Total Sidewalk QTY (Minus DRWY)	Area (SF)	Quantity	Units	Unit Cost	Total
						3							
1	PREP ROW	1173								11.73	STA	$ 400.00	$ 4,692.00
1	CONCRETE SIDEWALK	1173	7	35	2346	3	375	1866	13062	1451.33	SY	$ 45.00	$ 65,310.00
16	CURB RAMP									16	EA	$ 1,200.00	$ 19,200.00
25	DRIVEWAYS (CONC)	15	7				375		105	291.67	SY	$ 50.00	$ 14,583.33
	COMERCIAL DRIVEWAYS (CONC)	25	7				0		175	0.00	SY	$ 50.00	$ -
												Tassie Way	**$ 103,785.33**

Mirisa Drive

Item	Item Description	Street Length	Typical Sidewalk Width	Typical Street Width	Sidewalk Length (Both Sides)	Number of Intersecting Streets	Driveway Length	Total Sidewalk QTY (Minus DRWY)	Area (SF)	Quantity	Units	Unit Cost	Total
						0							
1	PREP ROW	439								4.39	STA	$ 400.00	$ 1,756.00
1	CONCRETE SIDEWALK	439	7	35	878	0	120	758	5306	589.56	SY	$ 45.00	$ 26,530.00
4	CURB RAMP									4	EA	$ 1,200.00	$ 4,800.00
8	DRIVEWAYS (CONC)	15	7				120		105	93.33	SY	$ 50.00	$ 4,666.67
	COMERCIAL DRIVEWAYS (CONC)	25	7				0		175	0.00	SY	$ 50.00	$ -
												Mirisa Drive	**$ 37,752.67**

Carrillo Lane

Item	Item Description	Street Length	Typical Sidewalk Width	Typical Street Width	Sidewalk Length (Both Sides)	Number of Intersecting Streets	Driveway Length	Total Sidewalk QTY (Minus DRWY)	Area (SF)	Quantity	Units	Unit Cost	Total
						0							
1	PREP ROW	1912								19.12	STA	$ 400.00	$ 7,648.00
1	5' CONCRETE SIDEWALK	1912	5	35	3824		285	3539	17695	1966.11	SY	$ 44.00	$ 86,508.89
2	CURB RAMP TY 7									2	EA	$ 1,200.00	$ 2,400.00
19	DRIVEWAYS (CONC)	15	5				285		75	158.33	SY	$ 44.00	$ 6,966.67
	COMERCIAL DRIVEWAYS (CONC)	25	5						125	0.00	SY	$ 88.00	$ -
												Carrillo Lane	**$ 103,523.56**

Bovee Road

Item	Item Description	Street Length	Typical Sidewalk Width	Typical Street Width	Sidewalk Length (Both Sides)	Number of Intersecting Streets	Driveway Length	Total Sidewalk QTY (Minus DRWY)	Area (SF)	Quantity	Units	Unit Cost	Total
						0							
1	PREP ROW	8065								80.65	STA	$ 400.00	$ 32,260.00
1	CONCRETE SIDEWALK	8065	7	35	16130	0	105	16025	112,175	12463.89	SY	$ 45.00	$ 560,875.00
2	CURB RAMP									2	EA	$ 1,200.00	$ 2,400.00
7	DRIVEWAYS (CONC)	15	7				105		105	81.67	SY	$ 50.00	$ 4,083.33
	COMERCIAL DRIVEWAYS (CONC)	25	7				0		175	0.00	SY	$ 50.00	$ -
												Bovee Road	**$ 599,618.33**

Socorro Road

Item	Item Description	Street Length	Typical Sidewalk Width	Typical Street Width	Sidewalk Length (Both Sides)	Number of Intersecting Streets	Driveway Length	Total Sidewalk QTY (Minus DRWY)	Area (SF)	Quantity	Units	Unit Cost	Total
						7							
1	PREP ROW	6896								68.96	STA	$ 400.00	$ 27,584.00
1	CONCRETE SIDEWALK	6896	7	35	13792	7	945	12602	88,214	9801.56	SY	$ 45.00	$ 441,070.00
8	CURB RAMP									8	EA	$ 1,200.00	$ 9,600.00
63	DRIVEWAYS (CONC)	15	7				945		105	735.00	SY	$ 50.00	$ 36,750.00
	COMERCIAL DRIVEWAYS (CONC)	25	7				0		175	0.00	SY	$ 50.00	$ -
												Socorro Road	**$ 515,004.00**

Raymundo Road

Item	Item Description	Street Length	Typical Sidewalk Width	Typical Street Width	Sidewalk Length (Both Sides)	Number of Intersecting Streets	Driveway Length	Total Sidewalk QTY (Minus DRWY)	Area (SF)	Quantity	Units	Unit Cost	Total
						0							
1	PREP ROW	1092								10.92	STA	$ 400.00	$ 4,368.00
1	CONCRETE SIDEWALK	1092	7	35	2184	0	90	2094	14,658	1628.67	SY	$ 45.00	$ 73,290.00
2	CURB RAMP									2	EA	$ 1,200.00	$ 2,400.00
6	DRIVEWAYS (CONC)	15	7				90		105	70.00	SY	$ 50.00	$ 3,500.00
	COMERCIAL DRIVEWAYS (CONC)	25	7				0		175	0.00	SY	$ 50.00	$ -
												Raymundo Road	**$ 83,558.00**

CITY OF SOCORRO
Master Sidewalk Plan
SECTION 3
7/17/2019

7 Ft Wide Sidewalks
6 Inch Depth Sidewalks

Arzate Place

Item	Item Description	Street Length	Typical Sidewalk Width	Typical Street Width	Sidewalk Length (Both Sides)	Number of Intersecting Streets	Driveway Length	Total Sidewalk QTY (Minus DRWY)	Area (SF)	Quantity	Units	Unit Cost	Total
						1							
1	PREP ROW	824								8.24	STA	$ 400.00	$ 3,296.00
1	CONCRETE SIDEWALK	824	7	35	1648	1	165	1448	10,136	1126.22	SY	$ 45.00	$ 50,680.00
2	CURB RAMP									2	EA	$ 1,200.00	$ 2,400.00
11	DRIVEWAYS (CONC)	15	7				165		105	128.33	SY	$ 50.00	$ 6,416.67
	COMERCIAL DRIVEWAYS (CONC)	25	7				0		175	0.00	SY	$ 50.00	$ -
												Arzate Place	**$ 62,792.67**

Anahi Court

Item	Item Description	Street Length	Typical Sidewalk Width	Typical Street Width	Sidewalk Length (Both Sides)	Number of Intersecting Streets	Driveway Length	Total Sidewalk QTY (Minus DRWY)	Area (SF)	Quantity	Units	Unit Cost	Total
						0							
1	PREP ROW	393								3.93	STA	$ 400.00	$ 1,572.00
1	CONCRETE SIDEWALK	393	7	35	786	0	150	636	4,452	494.67	SY	$ 45.00	$ 22,260.00
2	CURB RAMP									2	EA	$ 1,200.00	$ 2,400.00
10	DRIVEWAYS (CONC)	15	7				150		105	116.67	SY	$ 50.00	$ 5,833.33
	COMERCIAL DRIVEWAYS (CONC)	25	7				0		175	0.00	SY	$ 50.00	$ -
												Anahi Court	**$ 32,065.33**

Melinda Street

Item	Item Description	Street Length	Typical Sidewalk Width	Typical Street Width	Sidewalk Length (Both Sides)	Number of Intersecting Streets	Driveway Length	Total Sidewalk QTY (Minus DRWY)	Area (SF)	Quantity	Units	Unit Cost	Total
						0							
1	PREP ROW	1020								10.2	STA	$ 400.00	$ 4,080.00
1	CONCRETE SIDEWALK	1020	7	35	2040	0	255	1785	12,495	1388.33	SY	$ 45.00	$ 62,475.00
2	CURB RAMP									2	EA	$ 1,200.00	$ 2,400.00
17	DRIVEWAYS (CONC)	15	7				255		105	198.33	SY	$ 50.00	$ 9,916.67
	COMERCIAL DRIVEWAYS (CONC)	25	7				0		175	0.00	SY	$ 50.00	$ -
												Melinda Street	**$ 78,871.67**

Villas del Valle Drive

Item	Item Description	Street Length	Typical Sidewalk Width	Typical Street Width	Sidewalk Length (Both Sides)	Number of Intersecting Streets	Driveway Length	Total Sidewalk QTY (Minus DRWY)	Area (SF)	Quantity	Units	Unit Cost	Total
						0							
1	PREP ROW	530								5.3	STA	$ 400.00	$ 2,120.00
1	CONCRETE SIDEWALK	530	7	35	1060	0	255	805	5,635	626.11	SY	$ 45.00	$ 28,175.00
2	CURB RAMP									2	EA	$ 1,200.00	$ 2,400.00
17	DRIVEWAYS (CONC)	15	7				255		105	198.33	SY	$ 50.00	$ 9,916.67
	COMERCIAL DRIVEWAYS (CONC)	25	7				0		175	0.00	SY	$ 50.00	$ -
												Villas del Valle Drive	**$ 42,611.67**

			Construction Subtotal	**$ 2,219,810.22**
	SURVEYING	LS	3.00%	$ 66,594.31
	CONSTRUCTION MOBILIZATION	LS	5.00%	$ 110,990.51
	SWP3 (Storm Water Pollution Prevention Plan)	LS	5.00%	$ 110,990.51
	CONTINGENCY	LS	15.00%	$ 332,971.53
			SECTION 3 CONSTRUCTION TOTAL =	**$2,841,357.08**

CITY OF SOCORRO
Master Sidewalk Plan
SECTION 4
7/17/2019

7 Ft Wide Sidewalks
6 Inch Depth Sidewalks

Socorro Road

Item QTY	Item Description	Street Length	Typical Sidewalk Width (FT)	Typical Street Width	Sidewalk Length (Both Sides)	Number of Intersecting Streets	Driveway Length	Total Sidewalk QTY (Minus DRWY)	Area (SF)	Quantity	Units	Unit Cost	Total
						1							
1	PREP ROW	6896								68.96	STA	$ 400.00	$ 27,584.00
1	CONCRETE SIDEWALK	6896	7	35	13792	1	1090	12667	88,669	9852.11	SY	$ 45.00	$ 443,345.00
14	CURB RAMP									14	EA	$ 1,200.00	$ 16,800.00
46	DRIVEWAYS (CONC)	15	7				690		105	536.67	SY	$ 50.00	$ 26,833.33
16	COMERCIAL DRIVEWAYS (CONC)	25	7				400		175	311.11	SY	$ 50.00	$ 15,555.56
												Socorro Road	**$ 530,117.89**

Nicholas Road

Item	Item Description	Street Length	Typical Sidewalk Width	Typical Street Width	Sidewalk Length (Both Sides)	Number of Intersecting Streets	Driveway Length	Total Sidewalk QTY (Minus DRWY)	Area (SF)	Quantity	Units	Unit Cost	Total
						1							
1	PREP ROW	1739								17.39	STA	$ 400.00	$ 6,956.00
1	CONCRETE SIDEWALK	1739	7	35	3478	1	765	2678	18746	2082.89	SY	$ 45.00	$ 93,730.00
4	CURB RAMP									4	EA	$ 1,200.00	$ 4,800.00
41	DRIVEWAYS (CONC)	15	7				615		105	478.33	SY	$ 50.00	$ 23,916.67
6	COMERCIAL DRIVEWAYS (CONC)	25	7				150		175	116.67	SY	$ 50.00	$ 5,833.33
												Nicholas Road	**$ 135,236.00**

Alameda Avenue

Item	Item Description	Street Length	Typical Sidewalk Width	Typical Street Width	Sidewalk Length (Both Sides)	Number of Intersecting Streets	Driveway Length	Total Sidewalk QTY (Minus DRWY)	Area (SF)	Quantity	Units	Unit Cost	Total
						3							
1	PREP ROW	10575								105.75	STA	$ 400.00	$ 42,300.00
1	5' CONCRETE SIDEWALK	10575	7	35	21150	3	25	21020	147140	16348.89	SY	$ 45.00	$ 735,700.00
4	CURB RAMP TY 7									4	EA	$ 1,200.00	$ 4,800.00
	DRIVEWAYS (CONC)	15	7				0		105	0.00	SY	$ 50.00	$ -
1	COMERCIAL DRIVEWAYS (CONC)	25	7				25		175	19.44	SY	$ 50.00	$ 972.22
												Alameda Avenue	**$ 783,772.22**

Rio Visa Road

Item	Item Description	Street Length	Typical Sidewalk Width	Typical Street Width	Sidewalk Length (Both Sides)	Number of Intersecting Streets	Driveway Length	Total Sidewalk QTY (Minus DRWY)	Area (SF)	Quantity	Units	Unit Cost	Total
						2							
1	PREP ROW	1102								11.02	STA	$ 400.00	$ 4,408.00
1	5' CONCRETE SIDEWALK	1102	7	35	2204	2	255	1879	13153	1461.44	SY	$ 45.00	$ 65,765.00
8	CURB RAMP TY 7									8	EA	$ 1,200.00	$ 9,600.00
17	DRIVEWAYS (CONC)	15	7				255		105	198.33	SY	$ 50.00	$ 9,916.67
	COMERCIAL DRIVEWAYS (CONC)	25	7				0		175	0.00	SY	$ 50.00	$ -
												Rio Visa Road	**$ 89,689.67**

Kendrick Circle

Item	Item Description	Street Length	Typical Sidewalk Width	Typical Street Width	Sidewalk Length (Both Sides)	Number of Intersecting Streets	Driveway Length	Total Sidewalk QTY (Minus DRWY)	Area (SF)	Quantity	Units	Unit Cost	Total
						3							
1	PREP ROW	2771								27.71	STA	$ 400.00	$ 11,084.00
1	5' CONCRETE SIDEWALK	2771	7	35	5542	3	990	4447	31129	3458.78	SY	$ 45.00	$ 155,645.00
10	CURB RAMP TY 7									10	EA	$ 1,200.00	$ 12,000.00
66	DRIVEWAYS (CONC)	15	7				990		105	770.00	SY	$ 50.00	$ 38,500.00
	COMERCIAL DRIVEWAYS (CONC)	25	7				0		175	0.00	SY	$ 50.00	$ -
												Kendrick Circle	**$ 217,229.00**

Ensenada Way

Item	Item Description	Street Length	Typical Sidewalk Width	Typical Street Width	Sidewalk Length (Both Sides)	Number of Intersecting Streets	Driveway Length	Total Sidewalk QTY (Minus DRWY)	Area (SF)	Quantity	Units	Unit Cost	Total
						0							
1	PREP ROW	695								6.95	STA	$ 400.00	$ 2,780.00
1	5' CONCRETE SIDEWALK	695	7	35	1390	0	225	1165	8155	906.11	SY	$ 45.00	$ 40,775.00
4	CURB RAMP TY 7									4	EA	$ 1,200.00	$ 4,800.00
15	DRIVEWAYS (CONC)	15	7				225		105	175.00	SY	$ 50.00	$ 8,750.00
	COMERCIAL DRIVEWAYS (CONC)	25	7				0		175	0.00	SY	$ 50.00	$ -
												Ensenada Way	**$ 57,105.00**

CITY OF SOCORRO
Master Sidewalk Plan
SECTION 4
7/17/2019

7 Ft Wide Sidewalks
6 Inch Depth Sidewalks

Conquistador Drive

Item	Item Description	Street Length	Typical Sidewalk Width	Typical Street Width	Sidewalk Length (Both Sides)	Number of Intersecting Streets	Driveway Length	Total Sidewalk QTY (Minus DRWY)	Area (SF)	Quantity	Units	Unit Cost	Total
						3							
1	PREP ROW	2299								22.99	STA	$ 400.00	$ 9,196.00
1	5' CONCRETE SIDEWALK	2299	7	35	4598	3	810	3683	25781	2864.56	SY	$ 45.00	$ 128,905.00
10	CURB RAMP TY 7									10	EA	$ 1,200.00	$ 12,000.00
54	DRIVEWAYS (CONC)	15	7				810		105	630.00	SY	$ 50.00	$ 31,500.00
	COMERCIAL DRIVEWAYS (CONC)	25	7				0		175	0.00	SY	$ 50.00	$ -
												Conquistador Drive	**$ 181,601.00**

Haynes Road

Item	Item Description	Street Length	Typical Sidewalk Width	Typical Street Width	Sidewalk Length (Both Sides)	Number of Intersecting Streets	Driveway Length	Total Sidewalk QTY (Minus DRWY)	Area (SF)	Quantity	Units	Unit Cost	Total
						5							
1	PREP ROW	2352								23.52	STA	$ 400.00	$ 9,408.00
1	5' CONCRETE SIDEWALK	2352	7	35	4704	5	645	3884	27188	3020.89	SY	$ 45.00	$ 135,940.00
14	CURB RAMP TY 7									14	EA	$ 1,200.00	$ 16,800.00
43	DRIVEWAYS (CONC)	15	7				645		105	501.67	SY	$ 50.00	$ 25,083.33
	COMERCIAL DRIVEWAYS (CONC)	25	7				0		175	0.00	SY	$ 50.00	$ -
												Haynes Road	**$ 187,231.33**

S. Moon Street

Item	Item Description	Street Length	Typical Sidewalk Width	Typical Street Width	Sidewalk Length (Both Sides)	Number of Intersecting Streets	Driveway Length	Total Sidewalk QTY (Minus DRWY)	Area (SF)	Quantity	Units	Unit Cost	Total
1	PREP ROW	2980								29.8	STA	$ 400.00	$ 11,920.00
1	5' CONCRETE SIDEWALK	2980	7	35	5960	0	665	5295	37065	4118.33	SY	$ 45.00	$ 185,325.00
6	CURB RAMP TY 7									6	EA	$ 1,200.00	$ 7,200.00
41	DRIVEWAYS (CONC)	15	7				615		105	478.33	SY	$ 50.00	$ 23,916.67
2	COMERCIAL DRIVEWAYS (CONC)	25	7				50		175	38.89	SY	$ 50.00	$ 1,944.44
												S. Moon Street	**$ 230,306.11**

Galleon Lane

Item	Item Description	Street Length	Typical Sidewalk Width	Typical Street Width	Sidewalk Length (Both Sides)	Number of Intersecting Streets	Driveway Length	Total Sidewalk QTY (Minus DRWY)	Area (SF)	Quantity	Units	Unit Cost	Total
						1							
1	PREP ROW	772								7.72	STA	$ 400.00	$ 3,088.00
1	5' CONCRETE SIDEWALK	772	7	35	1544	1	210	1299	9093	1010.33	SY	$ 45.00	$ 45,465.00
6	CURB RAMP TY 7									6	EA	$ 1,200.00	$ 7,200.00
14	DRIVEWAYS (CONC)	15	7				210		105	163.33	SY	$ 50.00	$ 8,166.67
	COMERCIAL DRIVEWAYS (CONC)	25	7				0		175	0.00	SY	$ 50.00	$ -
												Galleon Lane	**$ 63,919.67**

Carreta Lane

Item	Item Description	Street Length	Typical Sidewalk Width	Typical Street Width	Sidewalk Length (Both Sides)	Number of Intersecting Streets	Driveway Length	Total Sidewalk QTY (Minus DRWY)	Area (SF)	Quantity	Units	Unit Cost	Total
						2							
1	PREP ROW	1002								10.02	STA	$ 400.00	$ 4,008.00
1	5' CONCRETE SIDEWALK	1002	7	35	2004	2	180	1754	12278	1364.22	SY	$ 45.00	$ 61,390.00
6	CURB RAMP TY 7									6	EA	$ 1,200.00	$ 7,200.00
12	DRIVEWAYS (CONC)	15	7				180		105	140.00	SY	$ 50.00	$ 7,000.00
	COMERCIAL DRIVEWAYS (CONC)	25	7				0		175	0.00	SY	$ 50.00	$ -
												Carreta Lane	**$ 79,598.00**

Lanza Lane

Item	Item Description	Street Length	Typical Sidewalk Width	Typical Street Width	Sidewalk Length (Both Sides)	Number of Intersecting Streets	Driveway Length	Total Sidewalk QTY (Minus DRWY)	Area (SF)	Quantity	Units	Unit Cost	Total
						0							
1	PREP ROW	556								5.56	STA	$ 400.00	$ 2,224.00
1	5' CONCRETE SIDEWALK	556	7	35	1112	0	135	977	6839	759.89	SY	$ 45.00	$ 34,195.00
4	CURB RAMP TY 7									4	EA	$ 1,200.00	$ 4,800.00
9	DRIVEWAYS (CONC)	15	7				135		105	105.00	SY	$ 50.00	$ 5,250.00
	COMERCIAL DRIVEWAYS (CONC)	25	7				0		175	0.00	SY	$ 50.00	$ -
												Lanza Lane	**$ 46,469.00**

CITY OF SOCORRO
Master Sidewalk Plan
SECTION 4
7/17/2019

7 Ft Wide Sidewalks
6 Inch Depth Sidewalks

Marquez Road

Item	Item Description	Street Length	Typical Sidewalk Width	Typical Street Width	Sidewalk Length (Both Sides)	Number of Intersecting Streets	Driveway Length	Total Sidewalk QTY (Minus DRWY)	Area (SF)	Quantity	Units	Unit Cost	Total
						0							
1	CLEAR AND GRUB	1624								16.24	STA	$ 400.00	$ 6,496.00
1	5' CONCRETE SIDEWALK	1624	7	35	3248	0	365	2883	20181	2242.33	SY	$ 45.00	$ 100,905.00
12	CURB RAMP TY 7									12	EA	$ 1,200.00	$ 14,400.00
21	DRIVEWAYS (CONC)	15	7				315		105	245.00	SY	$ 50.00	$ 12,250.00
2	COMERCIAL DRIVEWAYS (CONC)	25	7				50		175	38.89	SY	$ 50.00	$ 1,944.44
												Marquez Road	**$ 135,995.44**

Corinth Court

Item	Item Description	Street Length	Typical Sidewalk Width	Typical Street Width	Sidewalk Length (Both Sides)	Number of Intersecting Streets	Driveway Length	Total Sidewalk QTY (Minus DRWY)	Area (SF)	Quantity	Units	Unit Cost	Total
						0							
1	PREP ROW	586								5.86	STA	$ 400.00	$ 2,344.00
1	5' CONCRETE SIDEWALK	586	7	35	1172	0	105	1067	7469	829.89	SY	$ 45.00	$ 37,345.00
2	CURB RAMP TY 7									2	EA	$ 1,200.00	$ 2,400.00
7	DRIVEWAYS (CONC)	15	7				105		105	81.67	SY	$ 50.00	$ 4,083.33
	COMERCIAL DRIVEWAYS (CONC)	25	7				0		175	0.00	SY	$ 50.00	$ -
												Corinth Court	**$ 46,172.33**

De Vaca Court

Item	Item Description	Street Length	Typical Sidewalk Width	Typical Street Width	Sidewalk Length (Both Sides)	Number of Intersecting Streets	Driveway Length	Total Sidewalk QTY (Minus DRWY)	Area (SF)	Quantity	Units	Unit Cost	Total
						0							
1	PREP ROW	268								2.68	STA	$ 400.00	$ 1,072.00
1	5' CONCRETE SIDEWALK	268	7	35	536	0	105	431	3017	335.22	SY	$ 45.00	$ 15,085.00
2	CURB RAMP TY 7									2	EA	$ 1,200.00	$ 2,400.00
7	DRIVEWAYS (CONC)	15	7				105		105	81.67	SY	$ 50.00	$ 4,083.33
	COMERCIAL DRIVEWAYS (CONC)	25	7				0		175	0.00	SY	$ 50.00	$ -
												De Vaca Court	**$ 22,640.33**

Urrunaga Court

Item	Item Description	Street Length	Typical Sidewalk Width	Typical Street Width	Sidewalk Length (Both Sides)	Number of Intersecting Streets	Driveway Length	Total Sidewalk QTY (Minus DRWY)	Area (SF)	Quantity	Units	Unit Cost	Total
						0							
1	PREP ROW	236								2.36	STA	$ 400.00	$ 944.00
1	5' CONCRETE SIDEWALK	236	7	35	472	0	60	412	2884	320.44	SY	$ 45.00	$ 14,420.00
2	CURB RAMP TY 7									2	EA	$ 1,200.00	$ 2,400.00
4	DRIVEWAYS (CONC)	15	7				60		105	46.67	SY	$ 50.00	$ 2,333.33
	COMERCIAL DRIVEWAYS (CONC)	25	7				0		175	0.00	SY	$ 50.00	$ -
												Urrunaga Court	**$ 20,097.33**

Olano Court

Item	Item Description	Street Length	Typical Sidewalk Width	Typical Street Width	Sidewalk Length (Both Sides)	Number of Intersecting Streets	Driveway Length	Total Sidewalk QTY (Minus DRWY)	Area (SF)	Quantity	Units	Unit Cost	Total
						2							
1	PREP ROW	507								5.07	STA	$ 400.00	$ 2,028.00
1	5' CONCRETE SIDEWALK	507	7	35	1014	2	75	869	6083	675.89	SY	$ 45.00	$ 30,415.00
6	CURB RAMP TY 7									6	EA	$ 1,200.00	$ 7,200.00
5	DRIVEWAYS (CONC)	15	7				75		105	58.33	SY	$ 50.00	$ 2,916.67
	COMERCIAL DRIVEWAYS (CONC)	25	7				0		175	0.00	SY	$ 50.00	$ -
												Olano Court	**$ 42,559.67**

Belen Court

Item	Item Description	Street Length	Typical Sidewalk Width	Typical Street Width	Sidewalk Length (Both Sides)	Number of Intersecting Streets	Driveway Length	Total Sidewalk QTY (Minus DRWY)	Area (SF)	Quantity	Units	Unit Cost	Total
						0							
1	PREP ROW	394								3.94	STA	$ 400.00	$ 1,576.00
1	5' CONCRETE SIDEWALK	394	7	35	788	0	60	728	5096	566.22	SY	$ 45.00	$ 25,480.00
2	CURB RAMP TY 7									2	EA	$ 1,200.00	$ 2,400.00
4	DRIVEWAYS (CONC)	15	7				60		105	46.67	SY	$ 50.00	$ 2,333.33
	COMERCIAL DRIVEWAYS (CONC)	25	7				0		175	0.00	SY	$ 50.00	$ -
												Belen Court	**$ 31,789.33**

CITY OF SOCORRO
Master Sidewalk Plan
SECTION 4
7/17/2019

7 Ft Wide Sidewalks
6 Inch Depth Sidewalks

Escudo Road

Item	Item Description	Street Length	Typical Sidewalk Width	Typical Street Width	Sidewalk Length (Both Sides)	Number of Intersecting Streets	Driveway Length	Total Sidewalk QTY (Minus DRWY)	Area (SF)	Quantity	Units	Unit Cost	Total
						2							
1	PREP ROW	918								9.18	STA	$ 400.00	$ 3,672.00
1	5' CONCRETE SIDEWALK	918	7	35	1836	2	255	1511	10577	1175.22	SY	$ 45.00	$ 52,885.00
10	CURB RAMP TY 7									10	EA	$ 1,200.00	$ 12,000.00
17	DRIVEWAYS (CONC)	15	7				255		105	198.33	SY	$ 50.00	$ 9,916.67
	COMERCIAL DRIVEWAYS (CONC)	25	7				0		175	0.00	SY	$ 50.00	$ -
												Escudo Road	**$ 78,473.67**

Celedon Circle

Item	Item Description	Street Length	Typical Sidewalk Width	Typical Street Width	Sidewalk Length (Both Sides)	Number of Intersecting Streets	Driveway Length	Total Sidewalk QTY (Minus DRWY)	Area (SF)	Quantity	Units	Unit Cost	Total
						2							
1	PREP ROW	1373								13.73	STA	$ 400.00	$ 5,492.00
1	5' CONCRETE SIDEWALK	1373	7	35	2746	2	360	2316	16212	1801.33	SY	$ 45.00	$ 81,060.00
8	CURB RAMP TY 7									8	EA	$ 1,200.00	$ 9,600.00
24	DRIVEWAYS (CONC)	15	7				360		105	280.00	SY	$ 50.00	$ 14,000.00
	COMERCIAL DRIVEWAYS (CONC)	25	7				0		175	0.00	SY	$ 50.00	$ -
												Celedon Circle	**$ 110,152.00**

Letonas Street

Item	Item Description	Street Length	Typical Sidewalk Width	Typical Street Width	Sidewalk Length (Both Sides)	Number of Intersecting Streets	Driveway Length	Total Sidewalk QTY (Minus DRWY)	Area (SF)	Quantity	Units	Unit Cost	Total
						3							
1	PREP ROW	1465								14.65	STA	$ 400.00	$ 5,860.00
1	5' CONCRETE SIDEWALK	1465	7	35	2930	3	480	2345	16415	1823.89	SY	$ 45.00	$ 82,075.00
8	CURB RAMP TY 7									8	EA	$ 1,200.00	$ 9,600.00
32	DRIVEWAYS (CONC)	15	7				480		105	373.33	SY	$ 50.00	$ 18,666.67
	COMERCIAL DRIVEWAYS (CONC)	25	7				0		175	0.00	SY	$ 50.00	$ -
												Letonas Street	**$ 116,201.67**

Faena Lane

Item	Item Description	Street Length	Typical Sidewalk Width	Typical Street Width	Sidewalk Length (Both Sides)	Number of Intersecting Streets	Driveway Length	Total Sidewalk QTY (Minus DRWY)	Area (SF)	Quantity	Units	Unit Cost	Total
						0							
1	PREP ROW	758								7.58	STA	$ 400.00	$ 3,032.00
1	5' CONCRETE SIDEWALK	758	7	35	1516	0	480	1036	7252	805.78	SY	$ 45.00	$ 36,260.00
8	CURB RAMP TY 7									8	EA	$ 1,200.00	$ 9,600.00
32	DRIVEWAYS (CONC)	15	7				480		105	373.33	SY	$ 50.00	$ 18,666.67
	COMERCIAL DRIVEWAYS (CONC)	25	7				0		175	0.00	SY	$ 50.00	$ -
												Faena Lane	**$ 67,558.67**

Place Road

Item	Item Description	Street Length	Typical Sidewalk Width	Typical Street Width	Sidewalk Length (Both Sides)	Number of Intersecting Streets	Driveway Length	Total Sidewalk QTY (Minus DRWY)	Area (SF)	Quantity	Units	Unit Cost	Total
						0							
1	PREP ROW	5808								58.08	STA	$ 400.00	$ 23,232.00
1	5' CONCRETE SIDEWALK	5808	7	35	11616	0	315	11301	79107	8789.67	SY	$ 45.00	$ 395,535.00
8	CURB RAMP TY 7									8	EA	$ 1,200.00	$ 9,600.00
16	DRIVEWAYS (CONC)	15	7				240		105	186.67	SY	$ 50.00	$ 9,333.33
3	COMERCIAL DRIVEWAYS (CONC)	25	7				75		175	58.33	SY	$ 50.00	$ 2,916.67
												Place Road	**$ 440,617.00**

Madison Lee Drive

Item	Item Description	Street Length	Typical Sidewalk Width	Typical Street Width	Sidewalk Length (Both Sides)	Number of Intersecting Streets	Driveway Length	Total Sidewalk QTY (Minus DRWY)	Area (SF)	Quantity	Units	Unit Cost	Total
						0							
1	PREP ROW	240								2.4	STA	$ 400.00	$ 960.00
1	5' CONCRETE SIDEWALK	240	7	35	480	0	0	480	3360	373.33	SY	$ 45.00	$ 16,800.00
	CURB RAMP TY 7									0	EA	$ 1,200.00	$ -
	DRIVEWAYS (CONC)	15	7				0		105	0.00	SY	$ 50.00	$ -
	COMERCIAL DRIVEWAYS (CONC)	25	7				0		175	0.00	SY	$ 50.00	$ -
												Madison Lee Drive	**$ 17,760.00**

CITY OF SOCORRO
Master Sidewalk Plan
SECTION 4
7/17/2019

7 Ft Wide Sidewalks
6 Inch Depth Sidewalks

San Miguel Street

Item	Item Description	Street Length	Typical Sidewalk Width	Typical Street Width	Sidewalk Length (Both Sides)	Number of Intersecting Streets	Driveway Length	Total Sidewalk QTY (Minus DRWY)	Area (SF)	Quantity	Units	Unit Cost	Total
						0							
1	PREP ROW	544								5.44	STA	$ 400.00	$ 2,176.00
1	5' CONCRETE SIDEWALK	544	7	35	1088	0	260	828	5796	644.00	SY	$ 45.00	$ 28,980.00
2	CURB RAMP TY 7									2	EA	$ 1,200.00	$ 2,400.00
9	DRIVEWAYS (CONC)	15	7				135		105	105.00	SY	$ 50.00	$ 5,250.00
5	COMERCIAL DRIVEWAYS (CONC)	25	7				125		175	97.22	SY	$ 50.00	$ 4,861.11
												San Miguel Street	$ 43,667.11

Apodaca Road

Item	Item Description	Street Length	Typical Sidewalk Width	Typical Street Width	Sidewalk Length (Both Sides)	Number of Intersecting Streets	Driveway Length	Total Sidewalk QTY (Minus DRWY)	Area (SF)	Quantity	Units	Unit Cost	Total
						0							
1	PREP ROW	2966								29.66	STA	$ 400.00	$ 11,864.00
1	5' CONCRETE SIDEWALK	2966	7	35	5932	0	315	5617	39319	4368.78	SY	$ 45.00	$ 196,595.00
9	CURB RAMP TY 7									9	EA	$ 1,200.00	$ 10,800.00
21	DRIVEWAYS (CONC)	15	7				315		105	245.00	SY	$ 50.00	$ 12,250.00
	COMERCIAL DRIVEWAYS (CONC)	25	7				0		175	0.00	SY	$ 50.00	$ -
												Apodaca Road	$ 231,509.00

Fresquez Drive

Item	Item Description	Street Length	Typical Sidewalk Width	Typical Street Width	Sidewalk Length (Both Sides)	Number of Intersecting Streets	Driveway Length	Total Sidewalk QTY (Minus DRWY)	Area (SF)	Quantity	Units	Unit Cost	Total
						0							
1	PREP ROW	674								6.74	STA	$ 400.00	$ 2,696.00
1	5' CONCRETE SIDEWALK	674	7	35	1348	0	300	1048	7336	815.11	SY	$ 45.00	$ 36,680.00
4	CURB RAMP TY 7									4	EA	$ 1,200.00	$ 4,800.00
20	DRIVEWAYS (CONC)	15	7				300		105	233.33	SY	$ 50.00	$ 11,666.67
	COMERCIAL DRIVEWAYS (CONC)	25	7				0		175	0.00	SY	$ 50.00	$ -
												Fresquez Drive	$ 55,842.67

Ortiz Lane

Item	Item Description	Street Length	Typical Sidewalk Width	Typical Street Width	Sidewalk Length (Both Sides)	Number of Intersecting Streets	Driveway Length	Total Sidewalk QTY (Minus DRWY)	Area (SF)	Quantity	Units	Unit Cost	Total
						0							
1	PREP ROW	786								7.86	STA	$ 400.00	$ 3,144.00
1	5' CONCRETE SIDEWALK	786	7	35	1572	0	480	1092	7644	849.33	SY	$ 45.00	$ 38,220.00
4	CURB RAMP TY 7									4	EA	$ 1,200.00	$ 4,800.00
32	DRIVEWAYS (CONC)	15	7				480		105	373.33	SY	$ 50.00	$ 18,666.67
	COMERCIAL DRIVEWAYS (CONC)	25	7				0		175	0.00	SY	$ 50.00	$ -
												Ortiz Lane	$ 64,830.67

Arteniediano Street

Item	Item Description	Street Length	Typical Sidewalk Width	Typical Street Width	Sidewalk Length (Both Sides)	Number of Intersecting Streets	Driveway Length	Total Sidewalk QTY (Minus DRWY)	Area (SF)	Quantity	Units	Unit Cost	Total
						0							
1	PREP ROW	1295								12.95	STA	$ 400.00	$ 5,180.00
1	5' CONCRETE SIDEWALK	1295	7	35	2590	0	270	2320	16240	1804.44	SY	$ 45.00	$ 81,200.00
6	CURB RAMP TY 7									6	EA	$ 1,200.00	$ 7,200.00
18	DRIVEWAYS (CONC)	15	7				270		105	210.00	SY	$ 50.00	$ 10,500.00
	COMERCIAL DRIVEWAYS (CONC)	25	7				0		175	0.00	SY	$ 50.00	$ -
												Arteniediano Street	$ 104,080.00

Rodriquez Road

Item	Item Description	Street Length	Typical Sidewalk Width	Typical Street Width	Sidewalk Length (Both Sides)	Number of Intersecting Streets	Driveway Length	Total Sidewalk QTY (Minus DRWY)	Area (SF)	Quantity	Units	Unit Cost	Total
						0							
1	PREP ROW	980								9.8	STA	$ 400.00	$ 3,920.00
1	5' CONCRETE SIDEWALK	980	7	35	1960	0	270	1690	11830	1314.44	SY	$ 45.00	$ 59,150.00
2	CURB RAMP TY 7									2	EA	$ 1,200.00	$ 2,400.00
18	DRIVEWAYS (CONC)	15	7				270		105	210.00	SY	$ 50.00	$ 10,500.00
	COMERCIAL DRIVEWAYS (CONC)	25	7				0		175	0.00	SY	$ 50.00	$ -
												Rodriquez Road	$ 75,970.00

CITY OF SOCORRO
Master Sidewalk Plan
SECTION 4
7/17/2019

7 Ft Wide Sidewalks
6 Inch Depth Sidewalks

Trejo Road

Item	Item Description	Street Length	Typical Sidewalk Width	Typical Street Width	Sidewalk Length (Both Sides)	Number of Intersecting Streets	Driveway Length	Total Sidewalk QTY (Minus DRWY)	Area (SF)	Quantity	Units	Unit Cost	Total
						0							
1	PREP ROW	1495								14.95	STA	$ 400.00	$ 5,980.00
1	5' CONCRETE SIDEWALK	1495	7	35	2990	0	345	2645	18515	2057.22	SY	$ 45.00	$ 92,575.00
2	CURB RAMP TY 7									2	EA	$ 1,200.00	$ 2,400.00
23	DRIVEWAYS (CONC)	15	7				345		105	268.33	SY	$ 50.00	$ 13,416.67
	COMERCIAL DRIVEWAYS (CONC)	25	7				0		175	0.00	SY	$ 50.00	$ -
												Trejo Road	**$ 114,371.67**

Winn Road

Item	Item Description	Street Length	Typical Sidewalk Width	Typical Street Width	Sidewalk Length (Both Sides)	Number of Intersecting Streets	Driveway Length	Total Sidewalk QTY (Minus DRWY)	Area (SF)	Quantity	Units	Unit Cost	Total
						0							
1	PREP ROW	1484								14.84	STA	$ 400.00	$ 5,936.00
1	5' CONCRETE SIDEWALK	1484	7	35	2968	0	300	2668	18676	2075.11	SY	$ 45.00	$ 93,380.00
5	CURB RAMP TY 7									5	EA	$ 1,200.00	$ 6,000.00
20	DRIVEWAYS (CONC)	15	7				300		105	233.33	SY	$ 50.00	$ 11,666.67
	COMERCIAL DRIVEWAYS (CONC)	25	7				0		175	0.00	SY	$ 50.00	$ -
												Winn Road	**$ 116,982.67**

Flanca Lane

Item	Item Description	Street Length	Typical Sidewalk Width	Typical Street Width	Sidewalk Length (Both Sides)	Number of Intersecting Streets	Driveway Length	Total Sidewalk QTY (Minus DRWY)	Area (SF)	Quantity	Units	Unit Cost	Total
						0							
1	PREP ROW	797								7.97	STA	$ 400.00	$ 3,188.00
1	5' CONCRETE SIDEWALK	797	7	35	1594	0	480	1114	7798	866.44	SY	$ 45.00	$ 38,990.00
4	CURB RAMP TY 7									4	EA	$ 1,200.00	$ 4,800.00
32	DRIVEWAYS (CONC)	15	7				480		105	373.33	SY	$ 50.00	$ 18,666.67
	COMERCIAL DRIVEWAYS (CONC)	25	7				0		175	0.00	SY	$ 50.00	$ -
												Flanca Lane	**$ 65,644.67**

Nevarez Road

Item	Item Description	Street Length	Typical Sidewalk Width	Typical Street Width	Sidewalk Length (Both Sides)	Number of Intersecting Streets	Driveway Length	Total Sidewalk QTY (Minus DRWY)	Area (SF)	Quantity	Units	Unit Cost	Total
						0							
1	PREP ROW	1166								11.66	STA	$ 400.00	$ 4,664.00
1	5' CONCRETE SIDEWALK	1166	7	35	2332	0	195	2137	14959	1662.11	SY	$ 45.00	$ 74,795.00
2	CURB RAMP TY 7									2	EA	$ 1,200.00	$ 2,400.00
13	DRIVEWAYS (CONC)	15	7				195		105	151.67	SY	$ 50.00	$ 7,583.33
	COMERCIAL DRIVEWAYS (CONC)	25	7				0		175	0.00	SY	$ 50.00	$ -
												Nevarez Road	**$ 89,442.33**

												Construction Subtotal	**$ 4,694,633.11**
	SURVEYING										LS	3.00%	$ 140,838.99
	CONSTRUCTION MOBILIZATION										LS	5.00%	$ 234,731.66
	SWP3 (Storm Water Pollution Prevention Plan)										LS	5.00%	$ 234,731.66
	CONTINGENCY										LS	15.00%	$ 704,194.97
												SECTION 4 CONSTRUCTION TOTAL =	**$6,009,130.38**

CITY OF SOCORRO
Master Sidewalk Plan
SECTION 5
7/17/2019

7 Ft Wide Sidewalks
6 Inch Depth Sidewalks

Rancho Viejo Drive

Item QTY	Item Description	Street Length	Typical Sidewalk Width	Typical Street Width	Sidewalk Length (Both Sides)	Number of Intersecting Streets	Driveway Length	Total Sidewalk QTY (Minus DRWY)	Area (SF)	Quantity	Units	Unit Cost	Total
1	PREP ROW	3455				4				34.55	STA	$ 400.00	$ 13,820.00
1	CONCRETE SIDEWALK	3455	7	35	6910	4	615	6155	43085	4787.22	SY	$ 50.00	$ 239,361.11
12	CURB RAMP									12	EA	$ 1,200.00	$ 14,400.00
41	DRIVEWAYS (CONC)	15	7				615		105	478.33	SY	$ 55.00	$ 26,308.33
	COMERCIAL DRIVEWAYS (CONC)	25	7				0		175	0.00	SY	$ 55.00	$ -
												Rancho Viejo Drive	**$ 293,889.44**

Los Vientos Way

Item	Item Description	Street Length	Typical Sidewalk Width	Typical Street Width	Sidewalk Length (Both Sides)	Number of Intersecting Streets	Driveway Length	Total Sidewalk QTY (Minus DRWY)	Area (SF)	Quantity	Units	Unit Cost	Total
1	PREP ROW	363				0				3.63	STA	$ 400.00	$ 1,452.00
1	CONCRETE SIDEWALK	363	7	35	726	0	90	636	4452	494.67	SY	$ 50.00	$ 24,733.33
2	CURB RAMP									2	EA	$ 1,200.00	$ 2,400.00
6	DRIVEWAYS (CONC)	15	7				90		105	70.00	SY	$ 55.00	$ 3,850.00
	COMERCIAL DRIVEWAYS (CONC)	25	7				0		175	0.00	SY	$ 55.00	$ -
												Los Vientos Way	**$ 32,435.33**

Rancho Miraval Way

Item	Item Description	Street Length	Typical Sidewalk Width	Typical Street Width	Sidewalk Length (Both Sides)	Number of Intersecting Streets	Driveway Length	Total Sidewalk QTY (Minus DRWY)	Area (SF)	Quantity	Units	Unit Cost	Total
1	PREP ROW	432				0				4.32	STA	$ 400.00	$ 1,728.00
1	CONCRETE SIDEWALK	432	7	35	864	0	165	699	4893	543.67	SY	$ 50.00	$ 27,183.33
2	CURB RAMP									2	EA	$ 1,200.00	$ 2,400.00
11	DRIVEWAYS (CONC)	15	7				165		105	128.33	SY	$ 55.00	$ 7,058.33
	COMERCIAL DRIVEWAYS (CONC)	25	7				0		175	0.00	SY	$ 55.00	$ -
												Rancho Miraval Way	**$ 38,369.67**

Antigua Drive

Item	Item Description	Street Length	Typical Sidewalk Width	Typical Street Width	Sidewalk Length (Both Sides)	Number of Intersecting Streets	Driveway Length	Total Sidewalk QTY (Minus DRWY)	Area (SF)	Quantity	Units	Unit Cost	Total
1	PREP ROW	271				0				2.71	STA	$ 400.00	$ 1,084.00
1	CONCRETE SIDEWALK	271	7	35	542	0	30	512	3584	398.22	SY	$ 50.00	$ 19,911.11
2	CURB RAMP									2	EA	$ 1,200.00	$ 2,400.00
2	DRIVEWAYS (CONC)	15	7				30		105	23.33	SY	$ 55.00	$ 1,283.33
	COMERCIAL DRIVEWAYS (CONC)	25	7				0		175	0.00	SY	$ 55.00	$ -
												Antigua Drive	**$ 24,678.44**

Los Adobes Drive

Item	Item Description	Street Length	Typical Sidewalk Width	Typical Street Width	Sidewalk Length (Both Sides)	Number of Intersecting Streets	Driveway Length	Total Sidewalk QTY (Minus DRWY)	Area (SF)	Quantity	Units	Unit Cost	Total
1	PREP ROW	592				0				5.92	STA	$ 400.00	$ 2,368.00
1	CONCRETE SIDEWALK	592	7	35	1184	0	90	1094	7658	850.89	SY	$ 50.00	$ 42,544.44
2	CURB RAMP									2	EA	$ 1,200.00	$ 2,400.00
6	DRIVEWAYS (CONC)	15	7				90		105	70.00	SY	$ 55.00	$ 3,850.00
	COMERCIAL DRIVEWAYS (CONC)	25	7				0		175	0.00	SY	$ 55.00	$ -
												Los Adobes Drive	**$ 51,162.44**

Tres Caballos Drive

Item	Item Description	Street Length	Typical Sidewalk Width	Typical Street Width	Sidewalk Length (Both Sides)	Number of Intersecting Streets	Driveway Length	Total Sidewalk QTY (Minus DRWY)	Area (SF)	Quantity	Units	Unit Cost	Total
1	PREP ROW	381				0				3.81	STA	$ 400.00	$ 1,524.00
1	CONCRETE SIDEWALK	381	7	35	762	0	60	702	4914	546.00	SY	$ 50.00	$ 27,300.00
2	CURB RAMP									2	EA	$ 1,200.00	$ 2,400.00
4	DRIVEWAYS (CONC)	15	7				60		105	46.67	SY	$ 55.00	$ 2,566.67
	COMERCIAL DRIVEWAYS (CONC)	25	7				0		175	0.00	SY	$ 55.00	$ -
												Tres Caballos Drive	**$ 33,790.67**

North Loop Drive

Item	Item Description	Street Length	Typical Sidewalk Width	Typical Street Width	Sidewalk Length (Both Sides)	Number of Intersecting Streets	Driveway Length	Total Sidewalk QTY (Minus DRWY)	Area (SF)	Quantity	Units	Unit Cost	Total
1	PREP ROW	6514				4				65.14	STA	$ 400.00	$ 26,056.00
1	CONCRETE SIDEWALK	6514	7	35	13028	4	200	12688	88816	9868.44	SY	$ 50.00	$ 493,422.22
8	CURB RAMP									8	EA	$ 1,200.00	$ 9,600.00
10	DRIVEWAYS (CONC)	15	7				150		105	116.67	SY	$ 55.00	$ 6,416.67
2	COMERCIAL DRIVEWAYS (CONC)	25	7				50		175	38.89	SY	$ 55.00	$ 2,138.89
												North Loop Drive	**$ 537,633.78**

Alameda Avenue

Item	Item Description	Street Length	Typical Sidewalk Width	Typical Street Width	Sidewalk Length (Both Sides)	Number of Intersecting Streets	Driveway Length	Total Sidewalk QTY (Minus DRWY)	Area (SF)	Quantity	Units	Unit Cost	Total
1	PREP ROW	5627				2				56.27	STA	$ 400.00	$ 22,508.00
1	CONCRETE SIDEWALK	5627	7	35	11254	2	130	11054	77378	8597.56	SY	$ 50.00	$ 429,877.78
4	CURB RAMP									4	EA	$ 1,200.00	$ 4,800.00
2	DRIVEWAYS (CONC)	15	7				30		105	23.33	SY	$ 55.00	$ 1,283.33
4	COMERCIAL DRIVEWAYS (CONC)	25	7				100		175	77.78	SY	$ 55.00	$ 4,277.78
												Alameda Avenue	**$ 462,746.89**

			Construction Subtotal	**$ 1,474,706.67**
	SURVEYING	LS	3.00%	$ 44,241.20
	CONSTRUCTION MOBILIZATION	LS	5.00%	$ 73,735.33
	SWP3 (Storm Water Pollution Prevention Plan)	LS	5.00%	$ 73,735.33
	CONTINGENCY	LS	15.00%	$ 221,206.00
			SECTION 5 CONSTRUCTION TOTAL =	**$ 1,887,624.53**

CITY OF SOCORRO
Master Sidewalk Plan
SECTION 6
7/17/2019

7 Ft Wide Sidewalks
6 Inch Depth Sidewalks

North Loop Avenue

Item QTY	Item Description	Street Length	Typical Sidewalk Width	Typical Width of Street	Sidewalk Length (Both Sides)	Number of Intersecting Streets	Driveway Length	Total Sidewalk QTY (Minus DRWY)	Area (SF)	Quantity	Units	Unit Cost	Total
						3							
1	PREP ROW	6395								63.95	STA	$ 400.00	$ 25,580.00
1	CONCRETE SIDEWALK	6395	7	35	12790	3	120	12565	87955	9772.78	SY	$ 45.00	$ 439,775.00
6	CURB RAMP									6	EA	$ 1,200.00	$ 7,200.00
8	DRIVEWAYS (CONC)	15	7				120		105	93.33	SY	$ 50.00	$ 4,666.67
	COMERCIAL DRIVEWAYS (CONC)	25	7				0		175	0.00	SY	$ 50.00	$ -
												North Loop Avenue	$ 477,221.67

Liahona Drive

Item	Item Description	Street Length	Typical Sidewalk Width	Typical Width of Street	Sidewalk Length (Both Sides)	Number of Intersecting Streets	Driveway Length	Total Sidewalk QTY (Minus DRWY)	Area (SF)	Quantity	Units	Unit Cost	Total
						2							
1	PREP ROW	2032								20.32	STA	$ 400.00	$ 8,128.00
1	CONCRETE SIDEWALK	2032	7	35	4064	2	120	3874	27118	3013.11	SY	$ 45.00	$ 135,590.00
36	CURB RAMP									36	EA	$ 1,200.00	$ 43,200.00
8	DRIVEWAYS (CONC)	15	7				120		105	93.33	SY	$ 50.00	$ 4,666.67
	COMERCIAL DRIVEWAYS (CONC)	25	7				0		175	0.00	SY	$ 50.00	$ -
												Liahona Drive	$ 191,584.67

Sunhaven Drive

Item	Item Description	Street Length	Typical Sidewalk Width	Typical Width of Street	Sidewalk Length (Both Sides)	Number of Intersecting Streets	Driveway Length	Total Sidewalk QTY (Minus DRWY)	Area (SF)	Quantity	Units	Unit Cost	Total
						0							
1	PREP ROW	1012								10.12	STA	$ 400.00	$ 4,048.00
1	CONCRETE SIDEWALK	1012	7	35	2024	0	270	1754	12278	1364.22	SY	$ 45.00	$ 61,390.00
4	CURB RAMP									4	EA	$ 1,200.00	$ 4,800.00
18	DRIVEWAYS (CONC)	15	7				270		105	210.00	SY	$ 50.00	$ 10,500.00
	COMERCIAL DRIVEWAYS (CONC)	25	7				0		175	0.00	SY	$ 50.00	$ -
												Sunhaven Drive	$ 80,738.00

Harvest Drive

Item	Item Description	Street Length	Typical Sidewalk Width	Typical Width of Street	Sidewalk Length (Both Sides)	Number of Intersecting Streets	Driveway Length	Total Sidewalk QTY (Minus DRWY)	Area (SF)	Quantity	Units	Unit Cost	Total
						4							
1	PREP ROW	1868								18.68	STA	$ 400.00	$ 7,472.00
1	CONCRETE SIDEWALK	1868	7	35	3736	4	420	3176	22232	2470.22	SY	$ 45.00	$ 111,160.00
10	CURB RAMP									10	EA	$ 1,200.00	$ 12,000.00
28	DRIVEWAYS (CONC)	15	7				420		105	326.67	SY	$ 50.00	$ 16,333.33
	COMERCIAL DRIVEWAYS (CONC)	25	7				0		175	0.00	SY	$ 50.00	$ -
												Harvest Drive	$ 146,965.33

Estancia Way

Item	Item Description	Street Length	Typical Sidewalk Width	Typical Width of Street	Sidewalk Length (Both Sides)	Number of Intersecting Streets	Driveway Length	Total Sidewalk QTY (Minus DRWY)	Area (SF)	Quantity	Units	Unit Cost	Total
						0							
1	PREP ROW	258								2.58	STA	$ 400.00	$ 1,032.00
1	CONCRETE SIDEWALK	258	7	35	516	0	75	441	3087	343.00	SY	$ 45.00	$ 15,435.00
2	CURB RAMP									2	EA	$ 1,200.00	$ 2,400.00
5	DRIVEWAYS (CONC)	15	7				75		105	58.33	SY	$ 50.00	$ 2,916.67
	COMERCIAL DRIVEWAYS (CONC)	25	7				0		175	0.00	SY	$ 50.00	$ -
												Estancia Way	$ 21,783.67

Alma Way

Item	Item Description	Street Length	Typical Sidewalk Width	Typical Width of Street	Sidewalk Length (Both Sides)	Number of Intersecting Streets	Driveway Length	Total Sidewalk QTY (Minus DRWY)	Area (SF)	Quantity	Units	Unit Cost	Total
						0							
1	PREP ROW	199								1.99	STA	$ 400.00	$ 796.00
1	CONCRETE SIDEWALK	199	7	35	398	0	75	323	2261	251.22	SY	$ 45.00	$ 11,305.00
2	CURB RAMP									2	EA	$ 1,200.00	$ 2,400.00
5	DRIVEWAYS (CONC)	15	7				75		105	58.33	SY	$ 50.00	$ 2,916.67
	COMERCIAL DRIVEWAYS (CONC)	25	7				0		175	0.00	SY	$ 50.00	$ -
												Alma Way	$ 17,417.67

Arvana Court

Item	Item Description	Street Length	Typical Sidewalk Width	Typical Width of Street	Sidewalk Length (Both Sides)	Number of Intersecting Streets	Driveway Length	Total Sidewalk QTY (Minus DRWY)	Area (SF)	Quantity	Units	Unit Cost	Total
						0							
1	PREP ROW	299								2.99	STA	$ 400.00	$ 1,196.00
1	CONCRETE SIDEWALK	299	7	35	598	0	75	523	3661	406.78	SY	$ 45.00	$ 18,305.00
2	CURB RAMP									2	EA	$ 1,200.00	$ 2,400.00
5	DRIVEWAYS (CONC)	15	7				75		105	58.33	SY	$ 50.00	$ 2,916.67
	COMERCIAL DRIVEWAYS (CONC)	25	7				0		175	0.00	SY	$ 50.00	$ -
												Arvana Court	$ 24,817.67

CITY OF SOCORRO
Master Sidewalk Plan
SECTION 6
7/17/2019

7 Ft Wide Sidewalks
6 Inch Depth Sidewalks

Friona Drive

Item	Item Description	Street Length	Typical Sidewalk Width	Typical Width of Street	Sidewalk Length (Both Sides)	Number of Intersecting Streets	Driveway Length	Total Sidewalk QTY (Minus DRWY)	Area (SF)	Quantity	Units	Unit Cost	Total
						0							
1	PREP ROW	811								8.11	STA	$ 400.00	$ 3,244.00
1	CONCRETE SIDEWALK	811	7	35	1622	0	225	1397	9779	1086.56	SY	$ 45.00	$ 48,895.00
2	CURB RAMP									2	EA	$ 1,200.00	$ 2,400.00
15	DRIVEWAYS (CONC)	15	7				225		105	175.00	SY	$ 50.00	$ 8,750.00
	COMERCIAL DRIVEWAYS (CONC)	25	7				0		175	0.00	SY	$ 50.00	$ -
												Friona Drive	**$ 63,289.00**

Wellman Drive

Item	Item Description	Street Length	Typical Sidewalk Width	Typical Width of Street	Sidewalk Length (Both Sides)	Number of Intersecting Streets	Driveway Length	Total Sidewalk QTY (Minus DRWY)	Area (SF)	Quantity	Units	Unit Cost	Total
						5							
1	PREP ROW	640								6.4	STA	$ 400.00	$ 2,560.00
1	CONCRETE SIDEWALK	640	7	35	1280	5	195	910	6370	707.78	SY	$ 45.00	$ 31,850.00
12	CURB RAMP									12	EA	$ 1,200.00	$ 14,400.00
13	DRIVEWAYS (CONC)	15	7				195		105	151.67	SY	$ 50.00	$ 7,583.33
	COMERCIAL DRIVEWAYS (CONC)	25	7				0		175	0.00	SY	$ 50.00	$ -
												Wellman Drive	**$ 56,393.33**

Middle Drain Road

Item	Item Description	Street Length	Typical Sidewalk Width	Typical Width of Street	Sidewalk Length (Both Sides)	Number of Intersecting Streets	Driveway Length	Total Sidewalk QTY (Minus DRWY)	Area (SF)	Quantity	Units	Unit Cost	Total
						4							
1	PREP ROW	5473								54.73	STA	$ 400.00	$ 21,892.00
1	CONCRETE SIDEWALK	5473	7	35	10946	4	240	10566	73962	8218.00	SY	$ 45.00	$ 369,810.00
10	CURB RAMP									10	EA	$ 1,200.00	$ 12,000.00
16	DRIVEWAYS (CONC)	15	7				240		105	186.67	SY	$ 50.00	$ 9,333.33
	COMERCIAL DRIVEWAYS (CONC)	25	7				0		175	0.00	SY	$ 50.00	$ -
												Middle Drain Road	**$ 413,035.33**

Reveles Way

Item	Item Description	Street Length	Typical Sidewalk Width	Typical Width of Street	Sidewalk Length (Both Sides)	Number of Intersecting Streets	Driveway Length	Total Sidewalk QTY (Minus DRWY)	Area (SF)	Quantity	Units	Unit Cost	Total
						0							
1	PREP ROW	820								8.2	STA	$ 400.00	$ 3,280.00
1	CONCRETE SIDEWALK	820	7	35	1640	0	270	1370	9590	1065.56	SY	$ 45.00	$ 47,950.00
2	CURB RAMP									2	EA	$ 1,200.00	$ 2,400.00
18	DRIVEWAYS (CONC)	15	7				270		105	210.00	SY	$ 50.00	$ 10,500.00
	COMERCIAL DRIVEWAYS (CONC)	25	7				0		175	0.00	SY	$ 50.00	$ -
												Reveles Way	**$ 64,130.00**

Isabel Way

Item	Item Description	Street Length	Typical Sidewalk Width	Typical Width of Street	Sidewalk Length (Both Sides)	Number of Intersecting Streets	Driveway Length	Total Sidewalk QTY (Minus DRWY)	Area (SF)	Quantity	Units	Unit Cost	Total
						0							
1	PREP ROW	880								8.8	STA	$ 400.00	$ 3,520.00
1	CONCRETE SIDEWALK	880	7	35	1760	0	190	1570	10990	1221.11	SY	$ 45.00	$ 54,950.00
4	CURB RAMP									4	EA	$ 1,200.00	$ 4,800.00
11	DRIVEWAYS (CONC)	15	7				165		105	128.33	SY	$ 50.00	$ 6,416.67
1	COMERCIAL DRIVEWAYS (CONC)	25	7				25		175	19.44	SY	$ 50.00	$ 972.22
												Isabel Way	**$ 70,658.89**

Nueva Mission Road

Item	Item Description	Street Length	Typical Sidewalk Width	Typical Width of Street	Sidewalk Length (Both Sides)	Number of Intersecting Streets	Driveway Length	Total Sidewalk QTY (Minus DRWY)	Area (SF)	Quantity	Units	Unit Cost	Total
						0							
1	PREP ROW	1335								13.35	STA	$ 400.00	$ 5,340.00
1	CONCRETE SIDEWALK	1335	7	35	2670	0	330	2340	16380	1820.00	SY	$ 45.00	$ 81,900.00
4	CURB RAMP									4	EA	$ 1,200.00	$ 4,800.00
22	DRIVEWAYS (CONC)	15	7				330		105	256.67	SY	$ 50.00	$ 12,833.33
	COMERCIAL DRIVEWAYS (CONC)	25	7				0		175	0.00	SY	$ 50.00	$ -
												Nueva Mission Road	**$ 104,873.33**

San Ysidro Road

Item	Item Description	Street Length	Typical Sidewalk Width	Typical Width of Street	Sidewalk Length (Both Sides)	Number of Intersecting Streets	Driveway Length	Total Sidewalk QTY (Minus DRWY)	Area (SF)	Quantity	Units	Unit Cost	Total
						5							
1	PREP ROW	1785								17.85	STA	$ 400.00	$ 7,140.00
1	CONCRETE SIDEWALK	1785	7	35	3570	5	345	3050	21350	2372.22	SY	$ 45.00	$ 106,750.00
12	CURB RAMP									12	EA	$ 1,200.00	$ 14,400.00
23	DRIVEWAYS (CONC)	15	7				345		105	268.33	SY	$ 50.00	$ 13,416.67
	COMERCIAL DRIVEWAYS (CONC)	25	7				0		175	0.00	SY	$ 50.00	$ -
												San Ysidro Road	**$ 141,706.67**

CITY OF SOCORRO
Master Sidewalk Plan
SECTION 6
7/17/2019

7 Ft Wide Sidewalks
6 Inch Depth Sidewalks

Muro Way

Item	Item Description	Street Length	Typical Sidewalk Width	Typical Width of Street	Sidewalk Length (Both Sides)	Number of Intersecting Streets	Driveway Length	Total Sidewalk QTY (Minus DRWY)	Area (SF)	Quantity	Units	Unit Cost	Total
						0							
1	PREP ROW	381								3.81	STA	$ 400.00	$ 1,524.00
1	CONCRETE SIDEWALK	381	7	35	762	0	60	702	4914	546.00	SY	$ 45.00	$ 24,570.00
4	CURB RAMP									4	EA	$ 1,200.00	$ 4,800.00
4	DRIVEWAYS (CONC)	15	7				60		105	46.67	SY	$ 50.00	$ 2,333.33
	COMERCIAL DRIVEWAYS (CONC)	25	7				0		175	0.00	SY	$ 50.00	$ -
												Muro Way	**$ 33,227.33**

Midnight Sun Drive

Item	Item Description	Street Length	Typical Sidewalk Width	Typical Width of Street	Sidewalk Length (Both Sides)	Number of Intersecting Streets	Driveway Length	Total Sidewalk QTY (Minus DRWY)	Area (SF)	Quantity	Units	Unit Cost	Total
						2							
1	PREP ROW	1819								18.19	STA	$ 400.00	$ 7,276.00
1	CONCRETE SIDEWALK	1819	7	35	3638	2	300	3268	22876	2541.78	SY	$ 45.00	$ 114,380.00
10	CURB RAMP									10	EA	$ 1,200.00	$ 12,000.00
20	DRIVEWAYS (CONC)	15	7				300		105	233.33	SY	$ 50.00	$ 11,666.67
	COMERCIAL DRIVEWAYS (CONC)	25	7				0		175	0.00	SY	$ 50.00	$ -
												Midnight Sun Drive	**$ 145,322.67**

Sunnybrook Lane

Item	Item Description	Street Length	Typical Sidewalk Width	Typical Width of Street	Sidewalk Length (Both Sides)	Number of Intersecting Streets	Driveway Length	Total Sidewalk QTY (Minus DRWY)	Area (SF)	Quantity	Units	Unit Cost	Total
						2							
1	PREP ROW	1257								12.57	STA	$ 400.00	$ 5,028.00
1	CONCRETE SIDEWALK	1257	7	35	2514	2	270	2174	15218	1690.89	SY	$ 45.00	$ 76,090.00
8	CURB RAMP									8	EA	$ 1,200.00	$ 9,600.00
18	DRIVEWAYS (CONC)	15	7				270		105	210.00	SY	$ 50.00	$ 10,500.00
	COMERCIAL DRIVEWAYS (CONC)	25	7				0		175	0.00	SY	$ 50.00	$ -
												Sunnybrook Lane	**$ 101,218.00**

Roden Road

Item	Item Description	Street Length	Typical Sidewalk Width	Typical Width of Street	Sidewalk Length (Both Sides)	Number of Intersecting Streets	Driveway Length	Total Sidewalk QTY (Minus DRWY)	Area (SF)	Quantity	Units	Unit Cost	Total
						0							
1	PREP ROW	1074								10.74	STA	$ 400.00	$ 4,296.00
1	CONCRETE SIDEWALK	1074	7	35	2148	0	120	2028	14196	1577.33	SY	$ 45.00	$ 70,980.00
4	CURB RAMP									4	EA	$ 1,200.00	$ 4,800.00
8	DRIVEWAYS (CONC)	15	7				120		105	93.33	SY	$ 50.00	$ 4,666.67
	COMERCIAL DRIVEWAYS (CONC)	25	7				0		175	0.00	SY	$ 50.00	$ -
												Roden Road	**$ 84,742.67**

Episo Road

Item	Item Description	Street Length	Typical Sidewalk Width	Typical Width of Street	Sidewalk Length (Both Sides)	Number of Intersecting Streets	Driveway Length	Total Sidewalk QTY (Minus DRWY)	Area (SF)	Quantity	Units	Unit Cost	Total
						0							
1	PREP ROW	799								7.99	STA	$ 400.00	$ 3,196.00
1	CONCRETE SIDEWALK	799	7	35	1598	0	150	1448	10136	1126.22	SY	$ 45.00	$ 50,680.00
4	CURB RAMP									4	EA	$ 1,200.00	$ 4,800.00
10	DRIVEWAYS (CONC)	15	7				150		105	116.67	SY	$ 50.00	$ 5,833.33
	COMERCIAL DRIVEWAYS (CONC)	25	7				0		175	0.00	SY	$ 50.00	$ -
												Episo Road	**$ 64,509.33**

Sun Park Drive

Item	Item Description	Street Length	Typical Sidewalk Width	Typical Width of Street	Sidewalk Length (Both Sides)	Number of Intersecting Streets	Driveway Length	Total Sidewalk QTY (Minus DRWY)	Area (SF)	Quantity	Units	Unit Cost	Total
						2							
1	PREP ROW	1548								15.48	STA	$ 400.00	$ 6,192.00
1	CONCRETE SIDEWALK	1548	7	35	3096	2	60	2966	20762	2306.89	SY	$ 45.00	$ 103,810.00
8	CURB RAMP									8	EA	$ 1,200.00	$ 9,600.00
4	DRIVEWAYS (CONC)	15	7				60		105	46.67	SY	$ 50.00	$ 2,333.33
	COMERCIAL DRIVEWAYS (CONC)	25	7				0		175	0.00	SY	$ 50.00	$ -
												Sun Park Drive	**$ 121,935.33**

Sun Ray Way

Item	Item Description	Street Length	Typical Sidewalk Width	Typical Width of Street	Sidewalk Length (Both Sides)	Number of Intersecting Streets	Driveway Length	Total Sidewalk QTY (Minus DRWY)	Area (SF)	Quantity	Units	Unit Cost	Total
						2							
1	PREP ROW	491								4.91	STA	$ 400.00	$ 1,964.00
1	CONCRETE SIDEWALK	491	7	35	982	2	180	732	5124	569.33	SY	$ 45.00	$ 25,620.00
4	CURB RAMP									4	EA	$ 1,200.00	$ 4,800.00
12	DRIVEWAYS (CONC)	15	7				180		105	140.00	SY	$ 50.00	$ 7,000.00
	COMERCIAL DRIVEWAYS (CONC)	25	7				0		175	0.00	SY	$ 50.00	$ -
												Sun Ray Way	**$ 39,384.00**

CITY OF SOCORRO
Master Sidewalk Plan
SECTION 6
7/17/2019

7 Ft Wide Sidewalks
6 Inch Depth Sidewalks

Alameda Avenue

Item	Item Description	Street Length	Typical Sidewalk Width	Typical Width of Street	Sidewalk Length (Both Sides)	Number of Intersecting Streets	Driveway Length	Total Sidewalk QTY (Minus DRWY)	Area (SF)	Quantity	Units	Unit Cost	Total
						4							
1	PREP ROW	5695								56.95	STA	$ 400.00	$ 22,780.00
1	CONCRETE SIDEWALK	5695	7	35	11390	4	615	10635	74445	8271.67	SY	$ 45.00	$ 372,225.00
8	CURB RAMP									8	EA	$ 1,200.00	$ 9,600.00
41	DRIVEWAYS (CONC)	15	7				615		105	478.33	SY	$ 50.00	$ 23,916.67
	COMERCIAL DRIVEWAYS (CONC)	25	7				0		175	0.00	SY	$ 50.00	$ -
												Alameda Avenue	**$ 428,521.67**

Jarrito

Item	Item Description	Street Length	Typical Sidewalk Width	Typical Width of Street	Sidewalk Length (Both Sides)	Number of Intersecting Streets	Driveway Length	Total Sidewalk QTY (Minus DRWY)	Area (SF)	Quantity	Units	Unit Cost	Total
						0							
1	PREP ROW	220								2.2	STA	$ 400.00	$ 880.00
1	CONCRETE SIDEWALK	220	7	35	440	0	0	440	3080	342.22	SY	$ 45.00	$ 15,400.00
2	CURB RAMP									2	EA	$ 1,200.00	$ 2,400.00
	DRIVEWAYS (CONC)	15	7				0		105	0.00	SY	$ 50.00	$ -
	COMERCIAL DRIVEWAYS (CONC)	25	7				0		175	0.00	SY	$ 50.00	$ -
												Jarrito	**$ 18,680.00**

Corona Del Mar

Item	Item Description	Street Length	Typical Sidewalk Width	Typical Width of Street	Sidewalk Length (Both Sides)	Number of Intersecting Streets	Driveway Length	Total Sidewalk QTY (Minus DRWY)	Area (SF)	Quantity	Units	Unit Cost	Total
						0							
1	PREP ROW	218								2.18	STA	$ 400.00	$ 872.00
1	CONCRETE SIDEWALK	218	7	35	436	0	90	346	2422	269.11	SY	$ 45.00	$ 12,110.00
2	CURB RAMP									2	EA	$ 1,200.00	$ 2,400.00
6	DRIVEWAYS (CONC)	15	7				90		105	70.00	SY	$ 50.00	$ 3,500.00
	COMERCIAL DRIVEWAYS (CONC)	25	7				0		175	0.00	SY	$ 50.00	$ -
												Corona Del Mar	**$ 18,882.00**

De Lucio Road

Item	Item Description	Street Length	Typical Sidewalk Width	Typical Width of Street	Sidewalk Length (Both Sides)	Number of Intersecting Streets	Driveway Length	Total Sidewalk QTY (Minus DRWY)	Area (SF)	Quantity	Units	Unit Cost	Total
						1							
1	PREP ROW	738								7.38	STA	$ 400.00	$ 2,952.00
1	CONCRETE SIDEWALK	738	7	35	1476	1	165	1276	8932	992.44	SY	$ 45.00	$ 44,660.00
4	CURB RAMP									4	EA	$ 1,200.00	$ 4,800.00
11	DRIVEWAYS (CONC)	15	7				165		105	128.33	SY	$ 50.00	$ 6,416.67
	COMERCIAL DRIVEWAYS (CONC)	25	7				0		175	0.00	SY	$ 50.00	$ -
												De Lucio Road	**$ 58,828.67**

			Construction Subtotal	**$ 2,989,866.89**
	SURVEYING		LS	3.00% $ 89,696.01
	CONSTRUCTION MOBILIZATION		LS	5.00% $ 149,493.34
	SWP3 (Storm Water Pollution Prevention Plan)		LS	5.00% $ 149,493.34
	CONTINGENCY		LS	15.00% $ 448,480.03
			SECTION 6 CONSTRUCTION TOTAL =	**$ 3,827,029.62**

CITY OF SOCORRO
Master Sidewalk Plan
SECTION 7
7/17/2019

7 Ft Wide Sidewalks
6 Inch Depth Sidewalks

North Loop Drive

Item QTY	Item Description	Street Length	Typical Sidewalk Width	Typical Street Length	Sidewalk Length (Both Sides)	Number of Intersecting Streets	Driveway Length	Total Sidewalk QTY (Minus DRWY)	Area (SF)	Quantity	Units	Unit Cost	Total
						0							
1	PREP ROW	2462								24.62	STA	$ 400.00	$ 9,848.00
1	CONCRETE SIDEWALK	2462	7	35	4924	0	425	4499	31493	3499.22	SY	$ 45.00	$ 157,465.00
0	CURB RAMP									0	EA	$ 1,200.00	$ -
	DRIVEWAYS (CONC)	15	7				0		105	0.00	SY	$ 50.00	$ -
17	COMERCIAL DRIVEWAYS (CONC)	25	7				425		175	330.56	SY	$ 50.00	$ 16,527.78
												North Loop Drive	**$ 183,840.78**

Los Magos Circle

Item	Item Description	Street Length	Typical Sidewalk Width	Typical Street Length	Sidewalk Length (Both Sides)	Number of Intersecting Streets	Driveway Length	Total Sidewalk QTY (Minus DRWY)	Area (SF)	Quantity	Units	Unit Cost	Total
						2							
1	PREP ROW	1912								19.12	STA	$ 400.00	$ 7,648.00
1	CONCRETE SIDEWALK	1912	7	35	3824	2	285	3469	24283	2698.11	SY	$ 45.00	$ 121,415.00
8	CURB RAMP									8	EA	$ 1,200.00	$ 9,600.00
19	DRIVEWAYS (CONC)	15	7				285		105	221.67	SY	$ 50.00	$ 11,083.33
	COMERCIAL DRIVEWAYS (CONC)	25	7				0		175	0.00	SY	$ 50.00	$ -
												Los Magos Circle	**$ 149,746.33**

Scarlet Court

Item	Item Description	Street Length	Typical Sidewalk Width	Typical Street Length	Sidewalk Length (Both Sides)	Number of Intersecting Streets	Driveway Length	Total Sidewalk QTY (Minus DRWY)	Area (SF)	Quantity	Units	Unit Cost	Total
						0							
1	PREP ROW	232								2.32	STA	$ 400.00	$ 928.00
1	CONCRETE SIDEWALK	232	7	35	464	0	135	329	2303	255.89	SY	$ 45.00	$ 11,515.00
2	CURB RAMP									2	EA	$ 1,200.00	$ 2,400.00
9	DRIVEWAYS (CONC)	15	7				135		105	105.00	SY	$ 50.00	$ 5,250.00
	COMERCIAL DRIVEWAYS (CONC)	25	7				0		175	0.00	SY	$ 50.00	$ -
												Scarlet Court	**$ 20,093.00**

Brown Road

Item	Item Description	Street Length	Typical Sidewalk Width	Typical Street Length	Sidewalk Length (Both Sides)	Number of Intersecting Streets	Driveway Length	Total Sidewalk QTY (Minus DRWY)	Area (SF)	Quantity	Units	Unit Cost	Total
						1							
1	PREP ROW	2432								24.32	STA	$ 400.00	$ 9,728.00
1	CONCRETE SIDEWALK	2432	7	35	4864	1	330	4499	31493	3499.22	SY	$ 45.00	$ 157,465.00
2	CURB RAMP									2	EA	$ 1,200.00	$ 2,400.00
22	DRIVEWAYS (CONC)	15	7				330		105	256.67	SY	$ 50.00	$ 12,833.33
	COMERCIAL DRIVEWAYS (CONC)	25	7				0		175	0.00	SY	$ 50.00	$ -
												Brown Road	**$ 182,426.33**

Gail Place

Item	Item Description	Street Length	Typical Sidewalk Width	Typical Street Length	Sidewalk Length (Both Sides)	Number of Intersecting Streets	Driveway Length	Total Sidewalk QTY (Minus DRWY)	Area (SF)	Quantity	Units	Unit Cost	Total
						0							
1	PREP ROW	285								2.85	STA	$ 400.00	$ 1,140.00
1	CONCRETE SIDEWALK	285	7	35	570	0	15	555	3885	431.67	SY	$ 45.00	$ 19,425.00
2	CURB RAMP									2	EA	$ 1,200.00	$ 2,400.00
1	DRIVEWAYS (CONC)	15	7				15		105	11.67	SY	$ 50.00	$ 583.33
	COMERCIAL DRIVEWAYS (CONC)	25	7				0		175	0.00	SY	$ 50.00	$ -
												Gail Place	**$ 23,548.33**

Middle Drain Road

Item	Item Description	Street Length	Typical Sidewalk Width	Typical Street Length	Sidewalk Length (Both Sides)	Number of Intersecting Streets	Driveway Length	Total Sidewalk QTY (Minus DRWY)	Area (SF)	Quantity	Units	Unit Cost	Total
						5							
1	PREP ROW	2042								20.42	STA	$ 400.00	$ 8,168.00
1	CONCRETE SIDEWALK	2042	7	35	4084	5	150	3759	26313	2923.67	SY	$ 45.00	$ 131,565.00
10	CURB RAMP									10	EA	$ 1,200.00	$ 12,000.00
10	DRIVEWAYS (CONC)	15	7				150		105	116.67	SY	$ 50.00	$ 5,833.33
	COMERCIAL DRIVEWAYS (CONC)	25	7				0		175	0.00	SY	$ 50.00	$ -
												Middle Drain Road	**$ 157,566.33**

Mellward Road

Item	Item Description	Street Length	Typical Sidewalk Width	Typical Street Length	Sidewalk Length (Both Sides)	Number of Intersecting Streets	Driveway Length	Total Sidewalk QTY (Minus DRWY)	Area (SF)	Quantity	Units	Unit Cost	Total
						3							
1	PREP ROW	1406								14.06	STA	$ 400.00	$ 5,624.00
1	CONCRETE SIDEWALK	1406	7	35	2812	3	375	2332	16324	1813.78	SY	$ 45.00	$ 81,620.00
8	CURB RAMP									8	EA	$ 1,200.00	$ 9,600.00
25	DRIVEWAYS (CONC)	15	7				375		105	291.67	SY	$ 50.00	$ 14,583.33
	COMERCIAL DRIVEWAYS (CONC)	25	7				0		175	0.00	SY	$ 50.00	$ -
												Mellward Road	**$ 111,427.33**

CITY OF SOCORRO
Master Sidewalk Plan
SECTION 7
7/17/2019

7 Ft Wide Sidewalks
6 Inch Depth Sidewalks

Karon Street

Item	Item Description	Street Length	Typical Sidewalk Width	Typical Street Length	Sidewalk Length (Both Sides)	Number of Intersecting Streets	Driveway Length	Total Sidewalk QTY (Minus DRWY)	Area (SF)	Quantity	Units	Unit Cost	Total
						0							
1	PREP ROW	366								3.66	STA	$ 400.00	$ 1,464.00
1	CONCRETE SIDEWALK	366	7	35	732	0	135	597	4179	464.33	SY	$ 45.00	$ 20,895.00
2	CURB RAMP									2	EA	$ 1,200.00	$ 2,400.00
9	DRIVEWAYS (CONC)	15	7				135		105	105.00	SY	$ 50.00	$ 5,250.00
	COMERCIAL DRIVEWAYS (CONC)	25	7				0		175	0.00	SY	$ 50.00	$ -
												Karon Street	**$ 30,009.00**

Seth Circle

Item	Item Description	Street Length	Typical Sidewalk Width	Typical Street Length	Sidewalk Length (Both Sides)	Number of Intersecting Streets	Driveway Length	Total Sidewalk QTY (Minus DRWY)	Area (SF)	Quantity	Units	Unit Cost	Total
						0							
1	PREP ROW	416								4.16	STA	$ 400.00	$ 1,664.00
1	CONCRETE SIDEWALK	416	7	35	832	0	105	727	5089	565.44	SY	$ 45.00	$ 25,445.00
4	CURB RAMP									4	EA	$ 1,200.00	$ 4,800.00
7	DRIVEWAYS (CONC)	15	7				105		105	81.67	SY	$ 50.00	$ 4,083.33
	COMERCIAL DRIVEWAYS (CONC)	25	7				0		175	0.00	SY	$ 50.00	$ -
												Seth Circle	**$ 35,992.33**

Avondale Street

Item	Item Description	Street Length	Typical Sidewalk Width	Typical Street Length	Sidewalk Length (Both Sides)	Number of Intersecting Streets	Driveway Length	Total Sidewalk QTY (Minus DRWY)	Area (SF)	Quantity	Units	Unit Cost	Total
						0							
1	PREP ROW	329								3.29	STA	$ 400.00	$ 1,316.00
1	CONCRETE SIDEWALK	329	7	35	658	0	90	568	3976	441.78	SY	$ 45.00	$ 19,880.00
4	CURB RAMP									4	EA	$ 1,200.00	$ 4,800.00
6	DRIVEWAYS (CONC)	15	7				90		105	70.00	SY	$ 50.00	$ 3,500.00
	COMERCIAL DRIVEWAYS (CONC)	25	7				0		175	0.00	SY	$ 50.00	$ -
												Avondale Street	**$ 29,496.00**

End Island Street

Item	Item Description	Street Length	Typical Sidewalk Width	Typical Street Length	Sidewalk Length (Both Sides)	Number of Intersecting Streets	Driveway Length	Total Sidewalk QTY (Minus DRWY)	Area (SF)	Quantity	Units	Unit Cost	Total
						0							
1	PREP ROW	181								1.81	STA	$ 400.00	$ 724.00
1	CONCRETE SIDEWALK	181	7	35	362	0	30	332	2324	258.22	SY	$ 45.00	$ 11,620.00
4	CURB RAMP									4	EA	$ 1,200.00	$ 4,800.00
2	DRIVEWAYS (CONC)	15	7				30		105	23.33	SY	$ 50.00	$ 1,166.67
	COMERCIAL DRIVEWAYS (CONC)	25	7				0		175	0.00	SY	$ 50.00	$ -
												End Island Street	**$ 18,310.67**

Oden Drive

Item	Item Description	Street Length	Typical Sidewalk Width	Typical Street Length	Sidewalk Length (Both Sides)	Number of Intersecting Streets	Driveway Length	Total Sidewalk QTY (Minus DRWY)	Area (SF)	Quantity	Units	Unit Cost	Total
						5							
1	PREP ROW	4610								46.1	STA	$ 400.00	$ 18,440.00
1	CONCRETE SIDEWALK	4610	7	35	9220	5	1275	7770	54390	6043.33	SY	$ 45.00	$ 271,950.00
14	CURB RAMP									14	EA	$ 1,200.00	$ 16,800.00
85	DRIVEWAYS (CONC)	15	7				1275		105	991.67	SY	$ 50.00	$ 49,583.33
	COMERCIAL DRIVEWAYS (CONC)	25	7				0		175	0.00	SY	$ 50.00	$ -
												Oden Drive	**$ 356,773.33**

Staci Drive

Item	Item Description	Street Length	Typical Sidewalk Width	Typical Street Length	Sidewalk Length (Both Sides)	Number of Intersecting Streets	Driveway Length	Total Sidewalk QTY (Minus DRWY)	Area (SF)	Quantity	Units	Unit Cost	Total
						0							
1	PREP ROW	2069								20.69	STA	$ 400.00	$ 8,276.00
1	CONCRETE SIDEWALK	2069	7	35	4138	0	810	3328	23296	2588.44	SY	$ 45.00	$ 116,480.00
4	CURB RAMP									4	EA	$ 1,200.00	$ 4,800.00
54	DRIVEWAYS (CONC)	15	7				810		105	630.00	SY	$ 50.00	$ 31,500.00
	COMERCIAL DRIVEWAYS (CONC)	25	7				0		175	0.00	SY	$ 50.00	$ -
												Staci Drive	**$ 161,056.00**

Page Street

Item	Item Description	Street Length	Typical Sidewalk Width	Typical Street Length	Sidewalk Length (Both Sides)	Number of Intersecting Streets	Driveway Length	Total Sidewalk QTY (Minus DRWY)	Area (SF)	Quantity	Units	Unit Cost	Total
						2							
1	PREP ROW	756								7.56	STA	$ 400.00	$ 3,024.00
1	CONCRETE SIDEWALK	756	7	35	1512	2	195	1247	8729	969.89	SY	$ 45.00	$ 43,645.00
4	CURB RAMP									4	EA	$ 1,200.00	$ 4,800.00
13	DRIVEWAYS (CONC)	15	7				195		105	151.67	SY	$ 50.00	$ 7,583.33
	COMERCIAL DRIVEWAYS (CONC)	25	7				0		175	0.00	SY	$ 50.00	$ -
												Page Street	**$ 59,052.33**

CITY OF SOCORRO
Master Sidewalk Plan
SECTION 7
7/17/2019

7 Ft Wide Sidewalks
6 Inch Depth Sidewalks

Shanda Circle

Item	Item Description	Street Length	Typical Sidewalk Width	Typical Street Length	Sidewalk Length (Both Sides)	Number of Intersecting Streets	Driveway Length	Total Sidewalk QTY (Minus DRWY)	Area (SF)	Quantity	Units	Unit Cost	Total
						0							
1	PREP ROW	1515								15.15	STA	$ 400.00	$ 6,060.00
1	CONCRETE SIDEWALK	1515	7	35	3030	0	210	2820	19740	2193.33	SY	$ 45.00	$ 98,700.00
4	CURB RAMP									4	EA	$ 1,200.00	$ 4,800.00
14	DRIVEWAYS (CONC)	15	7				210		105	163.33	SY	$ 50.00	$ 8,166.67
	COMERCIAL DRIVEWAYS (CONC)	25	7				0		175	0.00	SY	$ 50.00	$ -
												Shanda Circle	**$ 117,726.67**

Alameda Avenue

Item	Item Description	Street Length	Typical Sidewalk Width	Typical Street Length	Sidewalk Length (Both Sides)	Number of Intersecting Streets	Driveway Length	Total Sidewalk QTY (Minus DRWY)	Area (SF)	Quantity	Units	Unit Cost	Total
						7							
1	PREP ROW	8764								87.64	STA	$ 400.00	$ 35,056.00
1	CONCRETE SIDEWALK	8764	7	35	17528	7	860	16423	114961	12773.44	SY	$ 45.00	$ 574,805.00
14	CURB RAMP									14	EA	$ 1,200.00	$ 16,800.00
29	DRIVEWAYS (CONC)	15	7				435		105	338.33	SY	$ 50.00	$ 16,916.67
17	COMERCIAL DRIVEWAYS (CONC)	25	7				425		175	330.56	SY	$ 50.00	$ 16,527.78
												Alameda Avenue	**$ 660,105.44**

Wiseman Circle

Item	Item Description	Street Length	Typical Sidewalk Width	Typical Street Length	Sidewalk Length (Both Sides)	Number of Intersecting Streets	Driveway Length	Total Sidewalk QTY (Minus DRWY)	Area (SF)	Quantity	Units	Unit Cost	Total
						1							
1	PREP ROW	2477								24.77	STA	$ 400.00	$ 9,908.00
1	CONCRETE SIDEWALK	2477	7	35	4954	1	595	4324	30268	3363.11	SY	$ 45.00	$ 151,340.00
6	CURB RAMP									6	EA	$ 1,200.00	$ 7,200.00
38	DRIVEWAYS (CONC)	15	7				570		105	443.33	SY	$ 50.00	$ 22,166.67
1	COMERCIAL DRIVEWAYS (CONC)	25	7				25		175	19.44	SY	$ 50.00	$ 972.22
												Wiseman Circle	**$ 191,586.89**

Settle Road

Item	Item Description	Street Length	Typical Sidewalk Width	Typical Street Length	Sidewalk Length (Both Sides)	Number of Intersecting Streets	Driveway Length	Total Sidewalk QTY (Minus DRWY)	Area (SF)	Quantity	Units	Unit Cost	Total
						0							
1	PREP ROW	805								8.05	STA	$ 400.00	$ 3,220.00
1	CONCRETE SIDEWALK	805	7	35	1610	0	240	1370	9590	1065.56	SY	$ 45.00	$ 47,950.00
4	CURB RAMP									4	EA	$ 1,200.00	$ 4,800.00
16	DRIVEWAYS (CONC)	15	7				240		105	186.67	SY	$ 50.00	$ 9,333.33
	COMERCIAL DRIVEWAYS (CONC)	25	7				0		175	0.00	SY	$ 50.00	$ -
												Settle Road	**$ 65,303.33**

Monte Rubio Court

Item	Item Description	Street Length	Typical Sidewalk Width	Typical Street Length	Sidewalk Length (Both Sides)	Number of Intersecting Streets	Driveway Length	Total Sidewalk QTY (Minus DRWY)	Area (SF)	Quantity	Units	Unit Cost	Total
						1							
1	PREP ROW	545								5.45	STA	$ 400.00	$ 2,180.00
1	CONCRETE SIDEWALK	545	7	35	1090	1	180	875	6125	680.56	SY	$ 45.00	$ 30,625.00
4	CURB RAMP									4	EA	$ 1,200.00	$ 4,800.00
12	DRIVEWAYS (CONC)	15	7				180		105	140.00	SY	$ 50.00	$ 7,000.00
	COMERCIAL DRIVEWAYS (CONC)	25	7				0		175	0.00	SY	$ 50.00	$ -
												Monte Rubio Court	**$ 44,605.00**

Montecristo

Item	Item Description	Street Length	Typical Sidewalk Width	Typical Street Length	Sidewalk Length (Both Sides)	Number of Intersecting Streets	Driveway Length	Total Sidewalk QTY (Minus DRWY)	Area (SF)	Quantity	Units	Unit Cost	Total
						0							
1	PREP ROW	322								3.22	STA	$ 400.00	$ 1,288.00
1	CONCRETE SIDEWALK	322	7	35	644	0	45	599	4193	465.89	SY	$ 45.00	$ 20,965.00
4	CURB RAMP									4	EA	$ 1,200.00	$ 4,800.00
3	DRIVEWAYS (CONC)	15	7				45		105	35.00	SY	$ 50.00	$ 1,750.00
	COMERCIAL DRIVEWAYS (CONC)	25	7				0		175	0.00	SY	$ 50.00	$ -
												Montecristo	**$ 28,803.00**

N. Rio Vista Road

Item	Item Description	Street Length	Typical Sidewalk Width	Typical Street Length	Sidewalk Length (Both Sides)	Number of Intersecting Streets	Driveway Length	Total Sidewalk QTY (Minus DRWY)	Area (SF)	Quantity	Units	Unit Cost	Total
						0							
1	PREP ROW	530								5.3	STA	$ 400.00	$ 2,120.00
1	CONCRETE SIDEWALK	530	7	35	1060	0	110	950	6650	738.89	SY	$ 45.00	$ 33,250.00
8	CURB RAMP									8	EA	$ 1,200.00	$ 9,600.00
4	DRIVEWAYS (CONC)	15	7				60		105	46.67	SY	$ 50.00	$ 2,333.33
2	COMERCIAL DRIVEWAYS (CONC)	25	7				50		175	38.89	SY	$ 50.00	$ 1,944.44
												N. Rio Vista Road	**$ 49,247.78**

CITY OF SOCORRO
Master Sidewalk Plan
SECTION 7
7/17/2019

7 Ft Wide Sidewalks
6 Inch Depth Sidewalks

				Construction Subtotal	**$**	**2,676,716.22**
	SURVEYING		LS	3.00%	$	80,301.49
	CONSTRUCTION MOBILIZATION		LS	5.00%	$	133,835.81
	SWP3 (Storm Water Pollution Prevention Plan)		LS	5.00%	$	133,835.81
	CONTINGENCY		LS	15.00%	$	401,507.43
				SECTION 7 CONSTRUCTION TOTAL =		**$3,426,196.76**

CITY OF SOCORRO
Master Sidewalk Plan
SECTION 8
7/17/2019

7 Ft Wide Sidewalks
6 Inch Depth Sidewalks

North Loop Drive

Item QTY	Item Description	Street Length	Typical Sidewalk Width	Typical Street Width	Sidewalk Length (Both Sides)	Driveway Length	Number of Intersecting Streets	Total Sidewalk QTY (Minus DRWY)	Area (SF)	Quantity	Units	Unit Cost	Total
							3						
1	PREP ROW	5548								55.48	STA	$ 400.00	$ 22,192.00
1	CONCRETE SIDEWALK	5548	7	35	11096	0	335	10761	75327	8369.67	SY	$ 45.00	$ 376,635.00
8	CURB RAMP									8	EA	$ 1,200.00	$ 9,600.00
4	DRIVEWAYS (CONC)	15	7				60		105	46.67	SY	$ 50.00	$ 2,333.33
11	COMERCIAL DRIVEWAYS (CONC)	25	7				275		175	213.89	SY	$ 50.00	$ 10,694.44
												North Loop Drive	$ 421,454.78

Old Hueco Tanks Road

Item	Item Description	Street Length	Typical Sidewalk Width	Typical Street Width	Sidewalk Length (Both Sides)	Driveway Length	Number of Intersecting Streets	Total Sidewalk QTY (Minus DRWY)	Area (SF)	Quantity	Units	Unit Cost	Total
							1						
1	PREP ROW	2605								26.05	STA	$ 400.00	$ 10,420.00
1	CONCRETE SIDEWALK	2605	7	35	5210	0	175	5035	35245	3916.11	SY	$ 45.00	$ 176,225.00
4	CURB RAMP									4	EA	$ 1,200.00	$ 4,800.00
10	DRIVEWAYS (CONC)	15	7				150		105	116.67	SY	$ 50.00	$ 5,833.33
1	COMERCIAL DRIVEWAYS (CONC)	25	7				25		175	19.44	SY	$ 50.00	$ 972.22
												Old Hueco Tanks Road	$ 198,250.56

Oslo Drive

Item	Item Description	Street Length	Typical Sidewalk Width	Typical Street Width	Sidewalk Length (Both Sides)	Driveway Length	Number of Intersecting Streets	Total Sidewalk QTY (Minus DRWY)	Area (SF)	Quantity	Units	Unit Cost	Total
							5						
1	PREP ROW	2018								20.18	STA	$ 400.00	$ 8,072.00
1	CONCRETE SIDEWALK	2018	7	35	4036	0	655	3381	23667	2629.67	SY	$ 45.00	$ 118,335.00
12	CURB RAMP									12	EA	$ 1,200.00	$ 14,400.00
42	DRIVEWAYS (CONC)	15	7				630		105	490.00	SY	$ 50.00	$ 24,500.00
1	COMERCIAL DRIVEWAYS (CONC)	25	7				25		175	19.44	SY	$ 50.00	$ 972.22
												Oslo Drive	$ 166,279.22

Delhi Drive

Item	Item Description	Street Length	Typical Sidewalk Width	Typical Street Width	Sidewalk Length (Both Sides)	Driveway Length	Number of Intersecting Streets	Total Sidewalk QTY (Minus DRWY)	Area (SF)	Quantity	Units	Unit Cost	Total
							4						
1	PREP ROW	502								5.02	STA	$ 400.00	$ 2,008.00
1	CONCRETE SIDEWALK	502	7	35	1004	0	115	889	6223	691.44	SY	$ 45.00	$ 31,115.00
6	CURB RAMP									6	EA	$ 1,200.00	$ 7,200.00
6	DRIVEWAYS (CONC)	15	7				90		105	70.00	SY	$ 50.00	$ 3,500.00
1	COMERCIAL DRIVEWAYS (CONC)	25	7				25		175	19.44	SY	$ 50.00	$ 972.22
												Delhi Drive	$ 44,795.22

Stedham Circle

Item	Item Description	Street Length	Typical Sidewalk Width	Typical Street Width	Sidewalk Length (Both Sides)	Driveway Length	Number of Intersecting Streets	Total Sidewalk QTY (Minus DRWY)	Area (SF)	Quantity	Units	Unit Cost	Total
							6						
1	PREP ROW	2317								23.17	STA	$ 400.00	$ 9,268.00
1	CONCRETE SIDEWALK	2317	7	35	4634	0	805	3829	26803	2978.11	SY	$ 45.00	$ 134,015.00
16	CURB RAMP									16	EA	$ 1,200.00	$ 19,200.00
52	DRIVEWAYS (CONC)	15	7				780		105	606.67	SY	$ 50.00	$ 30,333.33
1	COMERCIAL DRIVEWAYS (CONC)	25	7				25		175	19.44	SY	$ 50.00	$ 972.22
												Stedham Circle	$ 193,788.56

Drammen Way

Item	Item Description	Street Length	Typical Sidewalk Width	Typical Street Width	Sidewalk Length (Both Sides)	Driveway Length	Number of Intersecting Streets	Total Sidewalk QTY (Minus DRWY)	Area (SF)	Quantity	Units	Unit Cost	Total
							0						
1	PREP ROW	161								1.61	STA	$ 400.00	$ 644.00
1	CONCRETE SIDEWALK	161	7	35	322	0	45	277	1939	215.44	SY	$ 45.00	$ 9,695.00
2	CURB RAMP									2	EA	$ 1,200.00	$ 2,400.00
3	DRIVEWAYS (CONC)	15	7				45		105	35.00	SY	$ 50.00	$ 1,750.00
	COMERCIAL DRIVEWAYS (CONC)	25	7				0		175	0.00	SY	$ 50.00	$ -
												Drammen Way	$ 14,489.00

Melissa Circle

Item	Item Description	Street Length	Typical Sidewalk Width	Typical Street Width	Sidewalk Length (Both Sides)	Driveway Length	Number of Intersecting Streets	Total Sidewalk QTY (Minus DRWY)	Area (SF)	Quantity	Units	Unit Cost	Total
							0						
1	PREP ROW	1524								15.24	STA	$ 400.00	$ 6,096.00
1	CONCRETE SIDEWALK	1524	7	35	3048	0	480	2568	17976	1997.33	SY	$ 45.00	$ 89,880.00
4	CURB RAMP									4	EA	$ 1,200.00	$ 4,800.00
32	DRIVEWAYS (CONC)	15	7				480		105	373.33	SY	$ 50.00	$ 18,666.67
	COMERCIAL DRIVEWAYS (CONC)	25	7				0		175	0.00	SY	$ 50.00	$ -
												Melissa Circle	$ 119,442.67

Pioneer Court

Item	Item Description	Street Length	Typical Sidewalk Width	Typical Street Width	Sidewalk Length (Both Sides)	Driveway Length	Number of Intersecting Streets	Total Sidewalk QTY (Minus DRWY)	Area (SF)	Quantity	Units	Unit Cost	Total
							0						
1	PREP ROW	586								5.86	STA	$ 400.00	$ 2,344.00
1	CONCRETE SIDEWALK	586	7	35	1172	0	90	1082	7574	841.56	SY	$ 45.00	$ 37,870.00
	CURB RAMP									0	EA	$ 1,200.00	$ -
6	DRIVEWAYS (CONC)	15	7				90		105	70.00	SY	$ 50.00	$ 3,500.00
	COMERCIAL DRIVEWAYS (CONC)	25	7				0		175	0.00	SY	$ 50.00	$ -
												Pioneer Court	$ 43,714.00

CITY OF SOCORRO
Master Sidewalk Plan
SECTION 8
7/17/2019

7 Ft Wide Sidewalks
6 Inch Depth Sidewalks

Morocco Circle

Item	Item Description	Street Length	Typical Sidewalk Width	Typical Street Width	Sidewalk Length (Both Sides)	Driveway Length	Number of Intersecting Streets	Total Sidewalk QTY (Minus DRWY)	Area (SF)	Quantity	Units	Unit Cost	Total
							2						
1	PREP ROW	2073								20.73	STA	$ 400.00	$ 8,292.00
1	5' CONCRETE SIDEWALK	2073	7	35	4146	0	760	3386	23702	2633.56	SY	$ 45.00	$ 118,510.00
8	CURB RAMP TY 7									8	EA	$ 1,200.00	$ 9,600.00
49	DRIVEWAYS (CONC)	15	7				735		105	571.67	SY	$ 50.00	$ 28,583.33
1	COMERCIAL DRIVEWAYS (CONC)	25	7				25		175	19.44	SY	$ 50.00	$ 972.22
												Morocco Circle	**$ 165,957.56**

Floralia Street

Item	Item Description	Street Length	Typical Sidewalk Width	Typical Street Width	Sidewalk Length (Both Sides)	Driveway Length	Number of Intersecting Streets	Total Sidewalk QTY (Minus DRWY)	Area (SF)	Quantity	Units	Unit Cost	Total
							0						
1	PREP ROW	1202								12.02	STA	$ 400.00	$ 4,808.00
1	CONCRETE SIDEWALK	1202	7	35	2404	0	330	2074	14518	1613.11	SY	$ 45.00	$ 72,590.00
2	CURB RAMP									2	EA	$ 1,200.00	$ 2,400.00
22	DRIVEWAYS (CONC)	15	7				330		105	256.67	SY	$ 50.00	$ 12,833.33
	COMERCIAL DRIVEWAYS (CONC)	25	7				0		175	0.00	SY	$ 50.00	$ -
												Floralia Street	**$ 92,631.33**

N. Nevarez Road

Item	Item Description	Street Length	Typical Sidewalk Width	Typical Street Width	Sidewalk Length (Both Sides)	Driveway Length	Number of Intersecting Streets	Total Sidewalk QTY (Minus DRWY)	Area (SF)	Quantity	Units	Unit Cost	Total
							2						
1	PREP ROW	1471								14.71	STA	$ 400.00	$ 5,884.00
1	CONCRETE SIDEWALK	1471	7	35	2942	0	190	2752	19264	2140.44	SY	$ 45.00	$ 96,320.00
4	CURB RAMP									4	EA	$ 1,200.00	$ 4,800.00
6	DRIVEWAYS (CONC)	15	7				90		105	70.00	SY	$ 50.00	$ 3,500.00
4	COMERCIAL DRIVEWAYS (CONC)	25	7				100		175	77.78	SY	$ 50.00	$ 3,888.89
												N. Nevarez Road	**$ 114,392.89**

Skylight Circle

Item	Item Description	Street Length	Typical Sidewalk Width	Typical Street Width	Sidewalk Length (Both Sides)	Driveway Length	Number of Intersecting Streets	Total Sidewalk QTY (Minus DRWY)	Area (SF)	Quantity	Units	Unit Cost	Total
							0						
1	PREP ROW	910								9.1	STA	$ 400.00	$ 3,640.00
1	CONCRETE SIDEWALK	910	7	35	1820	0	285	1535	10745	1193.89	SY	$ 45.00	$ 53,725.00
4	CURB RAMP									4	EA	$ 1,200.00	$ 4,800.00
19	DRIVEWAYS (CONC)	15	7				285		105	221.67	SY	$ 50.00	$ 11,083.33
	COMERCIAL DRIVEWAYS (CONC)	25	7				0		175	0.00	SY	$ 50.00	$ -
												Skylight Circle	**$ 73,248.33**

N. Mood Road

Item	Item Description	Street Length	Typical Sidewalk Width	Typical Street Width	Sidewalk Length (Both Sides)	Driveway Length	Number of Intersecting Streets	Total Sidewalk QTY (Minus DRWY)	Area (SF)	Quantity	Units	Unit Cost	Total
							0						
1	PREP ROW	5711								57.11	STA	$ 400.00	$ 22,844.00
1	CONCRETE SIDEWALK	5711	7	35	11422	0	510	10912	76384	8487.11	SY	$ 45.00	$ 381,920.00
18	CURB RAMP									18	EA	$ 1,200.00	$ 21,600.00
24	DRIVEWAYS (CONC)	15	7				360		105	280.00	SY	$ 50.00	$ 14,000.00
6	COMERCIAL DRIVEWAYS (CONC)	25	7				150		175	116.67	SY	$ 50.00	$ 5,833.33
												N. Mood Road	**$ 446,197.33**

Alameda Avenue

Item	Item Description	Street Length	Typical Sidewalk Width	Typical Street Width	Sidewalk Length (Both Sides)	Driveway Length	Number of Intersecting Streets	Total Sidewalk QTY (Minus DRWY)	Area (SF)	Quantity	Units	Unit Cost	Total
							2						
1	PREP ROW	4891								48.91	STA	$ 400.00	$ 19,564.00
1	CONCRETE SIDEWALK	4891	7	35	9782	0	650	9132	63924	7102.67	SY	$ 45.00	$ 319,620.00
	CURB RAMP									0	EA	$ 1,200.00	$ -
	DRIVEWAYS (CONC)	15	7				0		105	0.00	SY	$ 50.00	$ -
26	COMERCIAL DRIVEWAYS (CONC)	25	7				650		175	505.56	SY	$ 50.00	$ 25,277.78
												Alameda Avenue	**$ 364,461.78**

			Construction Subtotal	**$ 2,459,103.22**
	SURVEYING	LS	3.00%	$ 73,773.10
	CONSTRUCTION MOBILIZATION	LS	5.00%	$ 122,955.16
	SWP3 (Storm Water Pollution Prevention Plan)	LS	5.00%	$ 122,955.16
	CONTINGENCY	LS	15.00%	$ 368,865.48
			SECTION 8 CONSTRUCTION TOTAL =	**$ 3,147,652.12**

CITY OF SOCORRO
Master Sidewalk Plan
SECTION 9
7/17/2019

7 Ft Wide Sidewalks
6 Inch Depth Sidewalks

North Loop Drive

Item QTY	Item Description	Street Length	Typical Sidewalk Width	Typical Street Width	Sidewalk Length (Both Sides)	Driveway Length	Number of Intersecting Streets	Total Sidewalk QTY (Minus DRWY)	Area (SF)	Quantity	Units	Unit Cost	Total
							2						
1	PREP ROW	6506								65.06	STA	$ 400.00	$ 26,024.00
1	CONCRETE SIDEWALK	6506	7	35	13012	0	140	12872	90104	10011.56	SY	$ 45.00	$ 450,520.00
5	CURB RAMP									5	EA	$ 1,200.00	$ 6,000.00
1	DRIVEWAYS (CONC)	15	7				15		105	11.67	SY	$ 50.00	$ 583.33
5	COMERCIAL DRIVEWAYS (CONC)	25	7				125		175	97.22	SY	$ 50.00	$ 4,861.11
												North Loop Drive	**$ 487,988.44**

Wosham Road

Item	Item Description	Street Length	Typical Sidewalk Width	Typical Street Width	Sidewalk Length (Both Sides)	Driveway Length	Number of Intersecting Streets	Total Sidewalk QTY (Minus DRWY)	Area (SF)	Quantity	Units	Unit Cost	Total
							1						
1	PREP ROW	4632								46.32	STA	$ 400.00	$ 18,528.00
1	CONCRETE SIDEWALK	4632	7	35	9264	0	420	8844	61908	6878.67	SY	$ 45.00	$ 309,540.00
4	CURB RAMP									4	EA	$ 1,200.00	$ 4,800.00
23	DRIVEWAYS (CONC)	15	7				345		105	268.33	SY	$ 50.00	$ 13,416.67
3	COMERCIAL DRIVEWAYS (CONC)	25	7				75		175	58.33	SY	$ 50.00	$ 2,916.67
												Wosham Road	**$ 349,201.33**

Messa Drain Road

Item	Item Description	Street Length	Typical Sidewalk Width	Typical Street Width	Sidewalk Length (Both Sides)	Driveway Length	Number of Intersecting Streets	Total Sidewalk QTY (Minus DRWY)	Area (SF)	Quantity	Units	Unit Cost	Total
							1						
1	PREP ROW	2735								27.35	STA	$ 400.00	$ 10,940.00
1	CONCRETE SIDEWALK	2735	7	35	5470	0	405	5065	35455	3939.44	SY	$ 45.00	$ 177,275.00
4	CURB RAMP									4	EA	$ 1,200.00	$ 4,800.00
27	DRIVEWAYS (CONC)	15	7				405		105	315.00	SY	$ 50.00	$ 15,750.00
	COMERCIAL DRIVEWAYS (CONC)	25	7				0		175	0.00	SY	$ 50.00	$ -
												Messa Drain Road	**$ 208,765.00**

Castle Fin Circle

Item	Item Description	Street Length	Typical Sidewalk Width	Typical Street Width	Sidewalk Length (Both Sides)	Driveway Length	Number of Intersecting Streets	Total Sidewalk QTY (Minus DRWY)	Area (SF)	Quantity	Units	Unit Cost	Total
							0						
1	PREP ROW	1957								19.57	STA	$ 400.00	$ 7,828.00
1	CONCRETE SIDEWALK	1957	7	35	3914	0	240	3674	25718	2857.56	SY	$ 45.00	$ 128,590.00
2	CURB RAMP									2	EA	$ 1,200.00	$ 2,400.00
16	DRIVEWAYS (CONC)	15	7				240		105	186.67	SY	$ 50.00	$ 9,333.33
	COMERCIAL DRIVEWAYS (CONC)	25	7				0		175	0.00	SY	$ 50.00	$ -
												Castle Fin Circle	**$ 148,151.33**

Corrina Road

Item	Item Description	Street Length	Typical Sidewalk Width	Typical Street Width	Sidewalk Length (Both Sides)	Driveway Length	Number of Intersecting Streets	Total Sidewalk QTY (Minus DRWY)	Area (SF)	Quantity	Units	Unit Cost	Total
							1						
1	PREP ROW	1655								16.55	STA	$ 400.00	$ 6,620.00
1	CONCRETE SIDEWALK	1655	7	35	3310	0	150	3160	22120	2457.78	SY	$ 45.00	$ 110,600.00
4	CURB RAMP									4	EA	$ 1,200.00	$ 4,800.00
10	DRIVEWAYS (CONC)	15	7				150		105	116.67	SY	$ 50.00	$ 5,833.33
	COMERCIAL DRIVEWAYS (CONC)	25	7				0		175	0.00	SY	$ 50.00	$ -
												Corrina Road	**$ 127,853.33**

Pamela Raye Road

Item	Item Description	Street Length	Typical Sidewalk Width	Typical Street Width	Sidewalk Length (Both Sides)	Driveway Length	Number of Intersecting Streets	Total Sidewalk QTY (Minus DRWY)	Area (SF)	Quantity	Units	Unit Cost	Total
							2						
1	PREP ROW	3281								32.81	STA	$ 400.00	$ 13,124.00
1	CONCRETE SIDEWALK	3281	7	35	6562	0	1090	5472	38304	4256.00	SY	$ 45.00	$ 191,520.00
6	CURB RAMP									6	EA	$ 1,200.00	$ 7,200.00
71	DRIVEWAYS (CONC)	15	7				1065		105	828.33	SY	$ 50.00	$ 41,416.67
1	COMERCIAL DRIVEWAYS (CONC)	25	7				25		175	19.44	SY	$ 50.00	$ 972.22
												Pamela Raye Road	**$ 254,232.89**

Stevie Lane

Item	Item Description	Street Length	Typical Sidewalk Width	Typical Street Width	Sidewalk Length (Both Sides)	Driveway Length	Number of Intersecting Streets	Total Sidewalk QTY (Minus DRWY)	Area (SF)	Quantity	Units	Unit Cost	Total
							0						
1	PREP ROW	209								2.09	STA	$ 400.00	$ 836.00
1	CONCRETE SIDEWALK	209	7	35	418	0	75	343	2401	266.78	SY	$ 45.00	$ 12,005.00
2	CURB RAMP									2	EA	$ 1,200.00	$ 2,400.00
5	DRIVEWAYS (CONC)	15	7				75		105	58.33	SY	$ 50.00	$ 2,916.67
	COMERCIAL DRIVEWAYS (CONC)	25	7				0		175	0.00	SY	$ 50.00	$ -
												Stevie Lane	**$ 18,157.67**

Richardson Road

Item	Item Description	Street Length	Typical Sidewalk Width	Typical Street Width	Sidewalk Length (Both Sides)	Driveway Length	Number of Intersecting Streets	Total Sidewalk QTY (Minus DRWY)	Area (SF)	Quantity	Units	Unit Cost	Total
							1						
1	PREP ROW	1353								13.53	STA	$ 400.00	$ 5,412.00
1	CONCRETE SIDEWALK	1353	7	35	2706	0	265	2441	17087	1898.56	SY	$ 45.00	$ 85,435.00
6	CURB RAMP									6	EA	$ 1,200.00	$ 7,200.00
16	DRIVEWAYS (CONC)	15	7				240		105	186.67	SY	$ 50.00	$ 9,333.33
1	COMERCIAL DRIVEWAYS (CONC)	25	7				25		175	19.44	SY	$ 50.00	$ 972.22
												Richardson Road	**$ 108,352.56**

CITY OF SOCORRO
Master Sidewalk Plan
SECTION 9
7/17/2019

7 Ft Wide Sidewalks
6 Inch Depth Sidewalks

Anderson Road

Item	Item Description	Street Length	Typical Sidewalk Width	Typical Street Width	Sidewalk Length (Both Sides)	Driveway Length	Number of Intersecting Streets	Total Sidewalk QTY (Minus DRWY)	Area (SF)	Quantity	Units	Unit Cost	Total
							0						
1	PREP ROW	3247								32.47	STA	$ 400.00	$ 12,988.00
1	CONCRETE SIDEWALK	3247	7	35	6494	0	105	6389	44723	4969.22	SY	$ 45.00	$ 223,615.00
1	CURB RAMP									1	EA	$ 1,200.00	$ 1,200.00
7	DRIVEWAYS (CONC)	15	7				105		105	81.67	SY	$ 50.00	$ 4,083.33
												Anderson Road	**$ 241,886.33**

Quail Messa Drive

Item	Item Description	Street Length	Typical Sidewalk Width	Typical Street Width	Sidewalk Length (Both Sides)	Driveway Length	Number of Intersecting Streets	Total Sidewalk QTY (Minus DRWY)	Area (SF)	Quantity	Units	Unit Cost	Total
							0						
1	PREP ROW	1654								16.54	STA	$ 400.00	$ 6,616.00
1	CONCRETE SIDEWALK	1654	7	35	3308	0	150	3158	22106	2456.22	SY	$ 45.00	$ 110,530.00
2	CURB RAMP									2	EA	$ 1,200.00	$ 2,400.00
10	DRIVEWAYS (CONC)	15	7				150		105	116.67	SY	$ 50.00	$ 5,833.33
	COMERCIAL DRIVEWAYS (CONC)	25	7				0		175	0.00	SY	$ 50.00	$ -
												Quail Messa Drive	**$ 125,379.33**

				Construction Subtotal	**$ 2,069,968.22**
	SURVEYING		LS	3.00%	$ 62,099.05
	CONSTRUCTION MOBILIZATION		LS	5.00%	$ 103,498.41
	SWP3 (Storm Water Pollution Prevention Plan)		LS	5.00%	$ 103,498.41
	CONTINGENCY		LS	15.00%	$ 310,495.23
				SECTION 9 CONSTRUCTION TOTAL =	**$ 2,649,559.32**

CITY OF SOCORRO
Master Sidewalk Plan
SECTION 10
7/17/2019

7 Ft Wide Sidewalks
6 Inch Depth Sidewalks

Jewel Drive

Item QTY	Item Description	Street Length	Typical Sidewalk Width	Typical Street Width	Sidewalk Length (Both Sides)	Driveway Length	Number of Intersecting Streets	Total Sidewalk QTY (Minus DRWY)	Area (SF)	Quantity	Units	Unit Cost	Total
							3						
1	PREP ROW	1619								16.19	STA	$ 400.00	$ 6,476.00
1	CONCRETE SIDEWALK	1619	7	35	3238	0	415	2823	19761	2195.67	SY	$ 45.00	$ 98,805.00
8	CURB RAMP									8	EA	$ 1,200.00	$ 9,600.00
26	DRIVEWAYS (CONC)	15	7				390		105	303.33	SY	$ 50.00	$ 15,166.67
1	COMERCIAL DRIVEWAYS (CONC)	25	7				25		175	19.44	SY	$ 50.00	$ 972.22
												Jewel Drive	$ 131,019.89

Reese Court

Item	Item Description	Street Length	Typical Sidewalk Width	Typical Street Width	Sidewalk Length (Both Sides)	Driveway Length	Number of Intersecting Streets	Total Sidewalk QTY (Minus DRWY)	Area (SF)	Quantity	Units	Unit Cost	Total
							0						
1	PREP ROW	298								2.98	STA	$ 400.00	$ 1,192.00
1	CONCRETE SIDEWALK	298	7	35	596	0	75	521	3647	405.22	SY	$ 45.00	$ 18,235.00
2	CURB RAMP									2	EA	$ 1,200.00	$ 2,400.00
5	DRIVEWAYS (CONC)	15	7				75		105	58.33	SY	$ 50.00	$ 2,916.67
	COMERCIAL DRIVEWAYS (CONC)	25	7				0		175	0.00	SY	$ 50.00	$ -
												Reese Court	$ 24,743.67

McAdoo Drive

Item	Item Description	Street Length	Typical Sidewalk Width	Typical Street Width	Sidewalk Length (Both Sides)	Driveway Length	Number of Intersecting Streets	Total Sidewalk QTY (Minus DRWY)	Area (SF)	Quantity	Units	Unit Cost	Total
							3						
1	PREP ROW	1606								16.06	STA	$ 400.00	$ 6,424.00
1	CONCRETE SIDEWALK	1606	7	35	3212	0	195	3017	21119	2346.56	SY	$ 45.00	$ 105,595.00
10	CURB RAMP									10	EA	$ 1,200.00	$ 12,000.00
13	DRIVEWAYS (CONC)	15	7				195		105	151.67	SY	$ 50.00	$ 7,583.33
	COMERCIAL DRIVEWAYS (CONC)	25	7				0		175	0.00	SY	$ 50.00	$ -
												McAdoo Drive	$ 131,602.33

Jervis Drive

Item	Item Description	Street Length	Typical Sidewalk Width	Typical Street Width	Sidewalk Length (Both Sides)	Driveway Length	Number of Intersecting Streets	Total Sidewalk QTY (Minus DRWY)	Area (SF)	Quantity	Units	Unit Cost	Total
							1						
1	PREP ROW	1317								13.17	STA	$ 400.00	$ 5,268.00
1	CONCRETE SIDEWALK	1317	7	35	2634	0	255	2379	16653	1850.33	SY	$ 45.00	$ 83,265.00
6	CURB RAMP									6	EA	$ 1,200.00	$ 7,200.00
17	DRIVEWAYS (CONC)	15	7				255		105	198.33	SY	$ 50.00	$ 9,916.67
	COMERCIAL DRIVEWAYS (CONC)	25	7				0		175	0.00	SY	$ 50.00	$ -
												Jervis Drive	$ 105,649.67

Jimmy Don Court

Item	Item Description	Street Length	Typical Sidewalk Width	Typical Street Width	Sidewalk Length (Both Sides)	Driveway Length	Number of Intersecting Streets	Total Sidewalk QTY (Minus DRWY)	Area (SF)	Quantity	Units	Unit Cost	Total
							0						
1	PREP ROW	327								3.27	STA	$ 400.00	$ 1,308.00
1	CONCRETE SIDEWALK	327	7	35	654	0	120	534	3738	415.33	SY	$ 45.00	$ 18,690.00
2	CURB RAMP									2	EA	$ 1,200.00	$ 2,400.00
8	DRIVEWAYS (CONC)	15	7				120		105	93.33	SY	$ 50.00	$ 4,666.67
	COMERCIAL DRIVEWAYS (CONC)	25	7				0		175	0.00	SY	$ 50.00	$ -
												Jimmy Don Court	$ 27,064.67

Andy Court

Item	Item Description	Street Length	Typical Sidewalk Width	Typical Street Width	Sidewalk Length (Both Sides)	Driveway Length	Number of Intersecting Streets	Total Sidewalk QTY (Minus DRWY)	Area (SF)	Quantity	Units	Unit Cost	Total
							0						
1	PREP ROW	322								3.22	STA	$ 400.00	$ 1,288.00
1	CONCRETE SIDEWALK	322	7	35	644	0	60	584	4088	454.22	SY	$ 45.00	$ 20,440.00
2	CURB RAMP									2	EA	$ 1,200.00	$ 2,400.00
4	DRIVEWAYS (CONC)	15	7				60		105	46.67	SY	$ 50.00	$ 2,333.33
	COMERCIAL DRIVEWAYS (CONC)	25	7				0		175	0.00	SY	$ 50.00	$ -
												Andy Court	$ 26,461.33

Wesley Street

Item	Item Description	Street Length	Typical Sidewalk Width	Typical Street Width	Sidewalk Length (Both Sides)	Driveway Length	Number of Intersecting Streets	Total Sidewalk QTY (Minus DRWY)	Area (SF)	Quantity	Units	Unit Cost	Total
							0						
1	PREP ROW	340								3.4	STA	$ 400.00	$ 1,360.00
1	CONCRETE SIDEWALK	340	7	35	680	0	0	680	4760	528.89	SY	$ 45.00	$ 23,800.00
4	CURB RAMP									4	EA	$ 1,200.00	$ 4,800.00
	DRIVEWAYS (CONC)	15	7				0		105	0.00	SY	$ 50.00	$ -
	COMERCIAL DRIVEWAYS (CONC)	25	7				0		175	0.00	SY	$ 50.00	$ -
												Wesley Street	$ 29,960.00

CITY OF SOCORRO
Master Sidewalk Plan
SECTION 10
7/17/2019

7 Ft Wide Sidewalks
6 Inch Depth Sidewalks

Mark Mabon Court

Item	Item Description	Street Length	Typical Sidewalk Width	Typical Street Width	Sidewalk Length (Both Sides)	Driveway Length	Number of Intersecting Streets	Total Sidewalk QTY (Minus DRWY)	Area (SF)	Quantity	Units	Unit Cost	Total
1	PREP ROW	397								3.97	STA	$ 400.00	$ 1,588.00
1	CONCRETE SIDEWALK	397	7	35	794	0	105	689	4823	535.89	SY	$ 45.00	$ 24,115.00
2	CURB RAMP									2	EA	$ 1,200.00	$ 2,400.00
7	DRIVEWAYS (CONC)	15	7				105		105	81.67	SY	$ 50.00	$ 4,083.33
	COMERCIAL DRIVEWAYS (CONC)	25	7				0		175	0.00	SY	$ 50.00	$ -
												Mark Mabon Court	**$ 32,186.33**

Jim Bean Drive

Item	Item Description	Street Length	Typical Sidewalk Width	Typical Street Width	Sidewalk Length (Both Sides)	Driveway Length	Number of Intersecting Streets	Total Sidewalk QTY (Minus DRWY)	Area (SF)	Quantity	Units	Unit Cost	Total
1	PREP ROW	1939								19.39	STA	$ 400.00	$ 7,756.00
1	CONCRETE SIDEWALK	1939	7	35	3878	0	420	3458	24206	2689.56	SY	$ 45.00	$ 121,030.00
14	CURB RAMP									14	EA	$ 1,200.00	$ 16,800.00
28	DRIVEWAYS (CONC)	15	7				420		105	326.67	SY	$ 50.00	$ 16,333.33
	COMERCIAL DRIVEWAYS (CONC)	25	7				0		175	0.00	SY	$ 50.00	$ -
												Jim Bean Drive	**$ 161,919.33**

Leloins Street

Item	Item Description	Street Length	Typical Sidewalk Width	Typical Street Width	Sidewalk Length (Both Sides)	Driveway Length	Number of Intersecting Streets	Total Sidewalk QTY (Minus DRWY)	Area (SF)	Quantity	Units	Unit Cost	Total
							3						
1	PREP ROW	1056								10.56	STA	$ 400.00	$ 4,224.00
1	CONCRETE SIDEWALK	1056	7	35	2112	0	90	2022	14154	1572.67	SY	$ 45.00	$ 70,770.00
12	CURB RAMP									12	EA	$ 1,200.00	$ 14,400.00
6	DRIVEWAYS (CONC)	15	7				90		105	70.00	SY	$ 50.00	$ 3,500.00
	COMERCIAL DRIVEWAYS (CONC)	25	7				0		175	0.00	SY	$ 50.00	$ -
												Leloins Street	**$ 92,894.00**

Justin Court

Item	Item Description	Street Length	Typical Sidewalk Width	Typical Street Width	Sidewalk Length (Both Sides)	Driveway Length	Number of Intersecting Streets	Total Sidewalk QTY (Minus DRWY)	Area (SF)	Quantity	Units	Unit Cost	Total
							0						
1	PREP ROW	306								3.06	STA	$ 400.00	$ 1,224.00
1	CONCRETE SIDEWALK	306	7	35	612	0	60	552	3864	429.33	SY	$ 45.00	$ 19,320.00
2	CURB RAMP									2	EA	$ 1,200.00	$ 2,400.00
4	DRIVEWAYS (CONC)	15	7				60		105	46.67	SY	$ 50.00	$ 2,333.33
	COMERCIAL DRIVEWAYS (CONC)	25	7				0		175	0.00	SY	$ 50.00	$ -
												Justin Court	**$ 25,277.33**

Bauman Road

Item	Item Description	Street Length	Typical Sidewalk Width	Typical Street Width	Sidewalk Length (Both Sides)	Driveway Length	Number of Intersecting Streets	Total Sidewalk QTY (Minus DRWY)	Area (SF)	Quantity	Units	Unit Cost	Total
							0						
1	PREP ROW	389								3.89	STA	$ 400.00	$ 1,556.00
1	CONCRETE SIDEWALK	389	7	35	778	0	30	748	5236	581.78	SY	$ 45.00	$ 26,180.00
	CURB RAMP									0	EA	$ 1,200.00	$ -
2	DRIVEWAYS (CONC)	15	7				30		105	23.33	SY	$ 50.00	$ 1,166.67
	COMERCIAL DRIVEWAYS (CONC)	25	7				0		175	0.00	SY	$ 50.00	$ -
												Bauman Road	**$ 28,902.67**

North Loop Drive

Item	Item Description	Street Length	Typical Sidewalk Width	Typical Street Width	Sidewalk Length (Both Sides)	Driveway Length	Number of Intersecting Streets	Total Sidewalk QTY (Minus DRWY)	Area (SF)	Quantity	Units	Unit Cost	Total
							2						
1	PREP ROW	6920								69.2	STA	$ 400.00	$ 27,680.00
1	CONCRETE SIDEWALK	6920	7	35	13840	0	65	13775	96425	10713.89	SY	$ 45.00	$ 482,125.00
5	CURB RAMP									5	EA	$ 1,200.00	$ 6,000.00
1	DRIVEWAYS (CONC)	15	7				15		105	11.67	SY	$ 50.00	$ 583.33
2	COMERCIAL DRIVEWAYS (CONC)	25	7				50		175	38.89	SY	$ 50.00	$ 1,944.44
												North Loop Drive	**$ 518,332.78**

Clems Road

Item	Item Description	Street Length	Typical Sidewalk Width	Typical Street Width	Sidewalk Length (Both Sides)	Driveway Length	Number of Intersecting Streets	Total Sidewalk QTY (Minus DRWY)	Area (SF)	Quantity	Units	Unit Cost	Total
							0						
1	PREP ROW	2168								21.68	STA	$ 400.00	$ 8,672.00
1	CONCRETE SIDEWALK	2168	7	35	4336	0	150	4186	29302	3255.78	SY	$ 45.00	$ 146,510.00
1	CURB RAMP									1	EA	$ 1,200.00	$ 1,200.00
10	DRIVEWAYS (CONC)	15	7				150		105	116.67	SY	$ 50.00	$ 5,833.33
	COMERCIAL DRIVEWAYS (CONC)	25	7				0		175	0.00	SY	$ 50.00	$ -
												Clems Road	**$ 162,215.33**

CITY OF SOCORRO
Master Sidewalk Plan
SECTION 10
7/17/2019

7 Ft Wide Sidewalks
6 Inch Depth Sidewalks

Russ Road

Item	Item Description	Street Length	Typical Sidewalk Width	Typical Street Width	Sidewalk Length (Both Sides)	Driveway Length	Number of Intersecting Streets	Total Sidewalk QTY (Minus DRWY)	Area (SF)	Quantity	Units	Unit Cost	Total
							3						
1	PREP ROW	1788								17.88	STA	$ 400.00	$ 7,152.00
1	CONCRETE SIDEWALK	1788	7	35	3576	0	285	3291	23037	2559.67	SY	$ 45.00	$ 115,185.00
10	CURB RAMP									10	EA	$ 1,200.00	$ 12,000.00
19	DRIVEWAYS (CONC)	15	7				285		105	221.67	SY	$ 50.00	$ 11,083.33
	COMERCIAL DRIVEWAYS (CONC)	25	7				0		175	0.00	SY	$ 50.00	$ -
												Russ Road	**$ 145,420.33**
												Construction Subtotal	**$ 1,643,649.67**
	SURVEYING										LS	3.00%	$ 49,309.49
	CONSTRUCTION MOBILIZATION										LS	5.00%	$ 82,182.48
	SWP3 (Storm Water Pollution Prevention Plan)										LS	5.00%	$ 82,182.48
	CONTINGENCY										LS	15.00%	$ 246,547.45
												SECTION 10 CONSTRUCTION TOTAL =	**$ 2,103,871.57**

CITY OF SOCORRO
Master Sidewalk Plan
SECTION 11
7/17/2019

7 Ft Wide Sidewalks
6 Inch Depth Sidewalks

North Loop Drive

Item QTY	Item Description	Street Length	Typical Sidewalk Width	Typical Street Width	Sidewalk Length (Both Sides)	Driveway Length	Number of Intersecting Streets	Total Sidewalk QTY (Minus DRWY)	Area (SF)	Quantity	Units	Unit Cost	Total
							3						
1	PREP ROW	1547								15.47	STA	$ 400.00	$ 6,188.00
1	CONCRETE SIDEWALK	1547	7	35	3094	0	415	2679	18753	2083.67	SY	$ 45.00	$ 93,765.00
5	CURB RAMP									5	EA	$ 1,200.00	$ 6,000.00
16	DRIVEWAYS (CONC)	15	7				240		105	186.67	SY	$ 50.00	$ 9,333.33
7	COMERCIAL DRIVEWAYS (CONC)	25	7				175		175	136.11	SY	$ 50.00	$ 6,805.56
												North Loop Drive	$ 122,091.89

Clems Road

Item	Item Description	Street Length	Typical Sidewalk Width	Typical Street Width	Sidewalk Length (Both Sides)	Driveway Length	Number of Intersecting Streets	Total Sidewalk QTY (Minus DRWY)	Area (SF)	Quantity	Units	Unit Cost	Total
							0						
1	PREP ROW	2119								21.19	STA	$ 400.00	$ 8,476.00
1	CONCRETE SIDEWALK	2119	7	35	4238	0	0	4238	29666	3296.22	SY	$ 45.00	$ 148,330.00
1	CURB RAMP									1	EA	$ 1,200.00	$ 1,200.00
	DRIVEWAYS (CONC)	15	7				0		105	0.00	SY	$ 50.00	$ -
	COMERCIAL DRIVEWAYS (CONC)	25	7				0		175	0.00	SY	$ 50.00	$ -
												Clems Road	$ 158,006.00

Sudan Drive

Item	Item Description	Street Length	Typical Sidewalk Width	Typical Street Width	Sidewalk Length (Both Sides)	Driveway Length	Number of Intersecting Streets	Total Sidewalk QTY (Minus DRWY)	Area (SF)	Quantity	Units	Unit Cost	Total
							6						
1	PREP ROW	1827								18.27	STA	$ 400.00	$ 7,308.00
1	CONCRETE SIDEWALK	1827	7	35	3654	0	330	3324	23268	2585.33	SY	$ 45.00	$ 116,340.00
16	CURB RAMP									16	EA	$ 1,200.00	$ 19,200.00
22	DRIVEWAYS (CONC)	15	7				330		105	256.67	SY	$ 50.00	$ 12,833.33
	COMERCIAL DRIVEWAYS (CONC)	25	7				0		175	0.00	SY	$ 50.00	$ -
												Sudan Drive	$ 155,681.33

Jo Way

Item	Item Description	Street Length	Typical Sidewalk Width	Typical Street Width	Sidewalk Length (Both Sides)	Driveway Length	Number of Intersecting Streets	Total Sidewalk QTY (Minus DRWY)	Area (SF)	Quantity	Units	Unit Cost	Total
							6						
1	PREP ROW	1925								19.25	STA	$ 400.00	$ 7,700.00
1	CONCRETE SIDEWALK	1925	7	35	3850	0	375	3475	24325	2702.78	SY	$ 45.00	$ 121,625.00
20	CURB RAMP									20	EA	$ 1,200.00	$ 24,000.00
25	DRIVEWAYS (CONC)	15	7				375		105	291.67	SY	$ 50.00	$ 14,583.33
	COMERCIAL DRIVEWAYS (CONC)	25	7				0		175	0.00	SY	$ 50.00	$ -
												Jo Way	$ 167,908.33

Milo Drive

Item	Item Description	Street Length	Typical Sidewalk Width	Typical Street Width	Sidewalk Length (Both Sides)	Driveway Length	Number of Intersecting Streets	Total Sidewalk QTY (Minus DRWY)	Area (SF)	Quantity	Units	Unit Cost	Total
							5						
1	PREP ROW	2363								23.63	STA	$ 400.00	$ 9,452.00
1	CONCRETE SIDEWALK	2363	7	35	4726	0	870	3856	26992	2999.11	SY	$ 45.00	$ 134,960.00
14	CURB RAMP									14	EA	$ 1,200.00	$ 16,800.00
58	DRIVEWAYS (CONC)	15	7				870		105	676.67	SY	$ 50.00	$ 33,833.33
	COMERCIAL DRIVEWAYS (CONC)	25	7				0		175	0.00	SY	$ 50.00	$ -
												Milo Drive	$ 195,045.33

Supima Drive

Item	Item Description	Street Length	Typical Sidewalk Width	Typical Street Width	Sidewalk Length (Both Sides)	Driveway Length	Number of Intersecting Streets	Total Sidewalk QTY (Minus DRWY)	Area (SF)	Quantity	Units	Unit Cost	Total
							2						
1	PREP ROW	1460								14.6	STA	$ 400.00	$ 5,840.00
1	CONCRETE SIDEWALK	1460	7	35	2920	0	360	2560	17920	1991.11	SY	$ 45.00	$ 89,600.00
10	CURB RAMP									10	EA	$ 1,200.00	$ 12,000.00
24	DRIVEWAYS (CONC)	15	7				360		105	280.00	SY	$ 50.00	$ 14,000.00
	COMERCIAL DRIVEWAYS (CONC)	25	7				0		175	0.00	SY	$ 50.00	$ -
												Supima Drive	$ 121,440.00

Soya Drive

Item	Item Description	Street Length	Typical Sidewalk Width	Typical Street Width	Sidewalk Length (Both Sides)	Driveway Length	Number of Intersecting Streets	Total Sidewalk QTY (Minus DRWY)	Area (SF)	Quantity	Units	Unit Cost	Total
							7						
1	PREP ROW	3075								30.75	STA	$ 400.00	$ 12,300.00
1	CONCRETE SIDEWALK	3075	7	35	6150	0	975	5175	36225	4025.00	SY	$ 45.00	$ 181,125.00
18	CURB RAMP									18	EA	$ 1,200.00	$ 21,600.00
65	DRIVEWAYS (CONC)	15	7				975		105	758.33	SY	$ 50.00	$ 37,916.67
	COMERCIAL DRIVEWAYS (CONC)	25	7				0		175	0.00	SY	$ 50.00	$ -
												Soya Drive	$ 252,941.67

Lydia Road

Item	Item Description	Street Length	Typical Sidewalk Width	Typical Street Width	Sidewalk Length (Both Sides)	Driveway Length	Number of Intersecting Streets	Total Sidewalk QTY (Minus DRWY)	Area (SF)	Quantity	Units	Unit Cost	Total
							77						
1	PREP ROW	4476								44.76	STA	$ 400.00	$ 17,904.00
1	CONCRETE SIDEWALK	4476	7	35	8952	0	1140	7812	54684	6076.00	SY	$ 45.00	$ 273,420.00
22	CURB RAMP									22	EA	$ 1,200.00	$ 26,400.00
76	DRIVEWAYS (CONC)	15	7				1140		105	886.67	SY	$ 50.00	$ 44,333.33
	COMERCIAL DRIVEWAYS (CONC)	25	7				0		175	0.00	SY	$ 50.00	$ -
												Lydia Road	$ 362,057.33

CITY OF SOCORRO
Master Sidewalk Plan
SECTION 11
7/17/2019

7 Ft Wide Sidewalks
6 Inch Depth Sidewalks

Judy Lane

Item	Item Description	Street Length	Typical Sidewalk Width	Typical Street Width	Sidewalk Length (Both Sides)	Driveway Length	Number of Intersecting Streets	Total Sidewalk QTY (Minus DRWY)	Area (SF)	Quantity	Units	Unit Cost	Total
							2						
1	PREP ROW	680								6.8	STA	$ 400.00	$ 2,720.00
1	CONCRETE SIDEWALK	680	7	35	1360	0	135	1225	8575	952.78	SY	$ 45.00	$ 42,875.00
8	CURB RAMP									8	EA	$ 1,200.00	$ 9,600.00
9	DRIVEWAYS (CONC)	15	7				135		105	105.00	SY	$ 50.00	$ 5,250.00
	COMERCIAL DRIVEWAYS (CONC)	25	7				0		175	0.00	SY	$ 50.00	$ -
												Judy Lane	$ 60,445.00

Maxine Drive

Item	Item Description	Street Length	Typical Sidewalk Width	Typical Street Width	Sidewalk Length (Both Sides)	Driveway Length	Number of Intersecting Streets	Total Sidewalk QTY (Minus DRWY)	Area (SF)	Quantity	Units	Unit Cost	Total
							5						
1	PREP ROW	1351								13.51	STA	$ 400.00	$ 5,404.00
1	CONCRETE SIDEWALK	1351	7	35	2702	0	335	2367	16569	1841.00	SY	$ 45.00	$ 82,845.00
12	CURB RAMP									12	EA	$ 1,200.00	$ 14,400.00
19	DRIVEWAYS (CONC)	15	7				285		105	221.67	SY	$ 50.00	$ 11,083.33
2	COMERCIAL DRIVEWAYS (CONC)	25	7				50		175	38.89	SY	$ 50.00	$ 1,944.44
												Maxine Drive	$ 115,676.78

Delilah Avenue

Item	Item Description	Street Length	Typical Sidewalk Width	Typical Street Width	Sidewalk Length (Both Sides)	Driveway Length	Number of Intersecting Streets	Total Sidewalk QTY (Minus DRWY)	Area (SF)	Quantity	Units	Unit Cost	Total
							6						
1	PREP ROW	2503								25.03	STA	$ 400.00	$ 10,012.00
1	CONCRETE SIDEWALK	2503	7	35	5006	0	570	4436	31052	3450.22	SY	$ 45.00	$ 155,260.00
14	CURB RAMP									14	EA	$ 1,200.00	$ 16,800.00
38	DRIVEWAYS (CONC)	15	7				570		105	443.33	SY	$ 50.00	$ 22,166.67
	COMERCIAL DRIVEWAYS (CONC)	25	7				0		175	0.00	SY	$ 50.00	$ -
												Delilah Avenue	$ 204,238.67

Berenice Court

Item	Item Description	Street Length	Typical Sidewalk Width	Typical Street Width	Sidewalk Length (Both Sides)	Driveway Length	Number of Intersecting Streets	Total Sidewalk QTY (Minus DRWY)	Area (SF)	Quantity	Units	Unit Cost	Total
1	PREP ROW	850								8.5	STA	$ 400.00	$ 3,400.00
1	CONCRETE SIDEWALK	850	7	35	1700	0	360	1340	9380	1042.22	SY	$ 45.00	$ 46,900.00
4	CURB RAMP									4	EA	$ 1,200.00	$ 4,800.00
19	DRIVEWAYS (CONC)	15	7				285		105	221.67	SY	$ 50.00	$ 11,083.33
3	COMERCIAL DRIVEWAYS (CONC)	25	7				75		175	58.33	SY	$ 50.00	$ 2,916.67
												Berenice Court	$ 69,100.00

Rye Lane

Item	Item Description	Street Length	Typical Sidewalk Width	Typical Street Width	Sidewalk Length (Both Sides)	Driveway Length	Number of Intersecting Streets	Total Sidewalk QTY (Minus DRWY)	Area (SF)	Quantity	Units	Unit Cost	Total
							0						
1	PREP ROW	311								3.11	STA	$ 400.00	$ 1,244.00
1	CONCRETE SIDEWALK	311	7	35	622	0	150	472	3304	367.11	SY	$ 45.00	$ 16,520.00
2	CURB RAMP									2	EA	$ 1,200.00	$ 2,400.00
10	DRIVEWAYS (CONC)	15	7				150		105	116.67	SY	$ 50.00	$ 5,833.33
	COMERCIAL DRIVEWAYS (CONC)	25	7				0		175	0.00	SY	$ 50.00	$ -
												Rye Lane	$ 25,997.33

Genevieve Circle

Item	Item Description	Street Length	Typical Sidewalk Width	Typical Street Width	Sidewalk Length (Both Sides)	Driveway Length	Number of Intersecting Streets	Total Sidewalk QTY (Minus DRWY)	Area (SF)	Quantity	Units	Unit Cost	Total
							0						
1	PREP ROW	916								9.16	STA	$ 400.00	$ 3,664.00
1	CONCRETE SIDEWALK	916	7	35	1832	0	315	1517	10619	1179.89	SY	$ 45.00	$ 53,095.00
4	CURB RAMP									4	EA	$ 1,200.00	$ 4,800.00
21	DRIVEWAYS (CONC)	15	7				315		105	245.00	SY	$ 50.00	$ 12,250.00
	COMERCIAL DRIVEWAYS (CONC)	25	7				0		175	0.00	SY	$ 50.00	$ -
												Genevieve Circle	$ 73,809.00

Burt Road

Item	Item Description	Street Length	Typical Sidewalk Width	Typical Street Width	Sidewalk Length (Both Sides)	Driveway Length	Number of Intersecting Streets	Total Sidewalk QTY (Minus DRWY)	Area (SF)	Quantity	Units	Unit Cost	Total
1	PREP ROW	3568								35.68	STA	$ 400.00	$ 14,272.00
1	CONCRETE SIDEWALK	3568	7	35	7136	0	610	6526	45,682	5075.78	SY	$ 45.00	$ 228,410.00
8	CURB RAMP									8	EA	$ 1,200.00	$ 9,600.00
34	DRIVEWAYS (CONC)	15	7				510		105	396.67	SY	$ 50.00	$ 19,833.33
4	COMERCIAL DRIVEWAYS (CONC)	25	7				100		175	77.78	SY	$ 50.00	$ 3,888.89
												Burt Road	$ 276,004.22

Range War Court

Item	Item Description	Street Length	Typical Sidewalk Width	Typical Street Width	Sidewalk Length (Both Sides)	Driveway Length	Number of Intersecting Streets	Total Sidewalk QTY (Minus DRWY)	Area (SF)	Quantity	Units	Unit Cost	Total
1	PREP ROW	506								5.06	STA	$ 400.00	$ 2,024.00
1	CONCRETE SIDEWALK	506	7	35	1012	0	90	922	6454	717.11	SY	$ 45.00	$ 32,270.00
2	CURB RAMP									2	EA	$ 1,200.00	$ 2,400.00
6	DRIVEWAYS (CONC)	15	7				90		105	70.00	SY	$ 50.00	$ 3,500.00
	COMERCIAL DRIVEWAYS (CONC)	25	7				0		175	0.00	SY	$ 50.00	$ -
												Range War Court	$ 40,194.00

CITY OF SOCORRO
Master Sidewalk Plan
SECTION 11
7/17/2019

7 Ft Wide Sidewalks
6 Inch Depth Sidewalks

Vera Drive

Item	Item Description	Street Length	Typical Sidewalk Width	Typical Street Width	Sidewalk Length (Both Sides)	Driveway Length	Number of Intersecting Streets	Total Sidewalk QTY (Minus DRWY)	Area (SF)	Quantity	Units	Unit Cost	Total
							0						
1	PREP ROW	499								4.99	STA	$ 400.00	$ 1,996.00
1	CONCRETE SIDEWALK	499	7	35	998	0	75	923	6461	717.89	SY	$ 45.00	$ 32,305.00
2	CURB RAMP									2	EA	$ 1,200.00	$ 2,400.00
5	DRIVEWAYS (CONC)	15	7				75		105	58.33	SY	$ 50.00	$ 2,916.67
	COMERCIAL DRIVEWAYS (CONC)	25	7				0		175	0.00	SY	$ 50.00	$ -
												Vera Drive	$ 39,617.67

Joe Plise Way

Item	Item Description	Street Length	Typical Sidewalk Width	Typical Street Width	Sidewalk Length (Both Sides)	Driveway Length	Number of Intersecting Streets	Total Sidewalk QTY (Minus DRWY)	Area (SF)	Quantity	Units	Unit Cost	Total
							1						
1	PREP ROW	366								3.66	STA	$ 400.00	$ 1,464.00
1	CONCRETE SIDEWALK	366	7	35	732	0	75	657	4599	511.00	SY	$ 45.00	$ 22,995.00
2	CURB RAMP									2	EA	$ 1,200.00	$ 2,400.00
5	DRIVEWAYS (CONC)	15	7				75		105	58.33	SY	$ 50.00	$ 2,916.67
	COMERCIAL DRIVEWAYS (CONC)	25	7				0		175	0.00	SY	$ 50.00	$ -
												Joe Plise Way	$ 29,775.67

Sparks Circle

Item	Item Description	Street Length	Typical Sidewalk Width	Typical Street Width	Sidewalk Length (Both Sides)	Driveway Length	Number of Intersecting Streets	Total Sidewalk QTY (Minus DRWY)	Area (SF)	Quantity	Units	Unit Cost	Total
							5						
1	PREP ROW	3381								33.81	STA	$ 400.00	$ 13,524.00
1	CONCRETE SIDEWALK	3381	7	35	6762	0	475	6287	44009	4889.89	SY	$ 45.00	$ 220,045.00
10	CURB RAMP									10	EA	$ 1,200.00	$ 12,000.00
25	DRIVEWAYS (CONC)	15	7				375		105	291.67	SY	$ 50.00	$ 14,583.33
4	COMERCIAL DRIVEWAYS (CONC)	25	7				100		175	77.78	SY	$ 50.00	$ 3,888.89
												Sparks Circle	$ 264,041.22

Arlene Circle

Item	Item Description	Street Length	Typical Sidewalk Width	Typical Street Width	Sidewalk Length (Both Sides)	Driveway Length	Number of Intersecting Streets	Total Sidewalk QTY (Minus DRWY)	Area (SF)	Quantity	Units	Unit Cost	Total
							0						
1	PREP ROW	1082								10.82	STA	$ 400.00	$ 4,328.00
1	CONCRETE SIDEWALK	1082	7	35	2164	0	330	1834	12838	1426.44	SY	$ 45.00	$ 64,190.00
4	CURB RAMP									4	EA	$ 1,200.00	$ 4,800.00
22	DRIVEWAYS (CONC)	15	7				330		105	256.67	SY	$ 50.00	$ 12,833.33
	COMERCIAL DRIVEWAYS (CONC)	25	7				0		175	0.00	SY	$ 50.00	$ -
												Arlene Circle	$ 86,151.33

Patti Jo Drive

Item	Item Description	Street Length	Typical Sidewalk Width	Typical Street Width	Sidewalk Length (Both Sides)	Driveway Length	Number of Intersecting Streets	Total Sidewalk QTY (Minus DRWY)	Area (SF)	Quantity	Units	Unit Cost	Total
							3						
1	PREP ROW	1388								13.88	STA	$ 400.00	$ 5,552.00
1	CONCRETE SIDEWALK	1388	7	35	2776	0	330	2446	17122	1902.44	SY	$ 45.00	$ 85,610.00
8	CURB RAMP									8	EA	$ 1,200.00	$ 9,600.00
17	DRIVEWAYS (CONC)	15	7				255		105	198.33	SY	$ 50.00	$ 9,916.67
3	COMERCIAL DRIVEWAYS (CONC)	25	7				75		175	58.33	SY	$ 50.00	$ 2,916.67
												Patti Jo Drive	$ 113,595.33

Sheryl Creek Circle

Item	Item Description	Street Length	Typical Sidewalk Width	Typical Street Width	Sidewalk Length (Both Sides)	Driveway Length	Number of Intersecting Streets	Total Sidewalk QTY (Minus DRWY)	Area (SF)	Quantity	Units	Unit Cost	Total
							1						
1	PREP ROW	697								6.97	STA	$ 400.00	$ 2,788.00
1	CONCRETE SIDEWALK	697	7	35	1394	0	240	1154	8078	897.56	SY	$ 45.00	$ 40,390.00
6	CURB RAMP									6	EA	$ 1,200.00	$ 7,200.00
16	DRIVEWAYS (CONC)	15	7				240		105	186.67	SY	$ 50.00	$ 9,333.33
	COMERCIAL DRIVEWAYS (CONC)	25	7				0		175	0.00	SY	$ 50.00	$ -
												Sheryl Creek Circle	$ 59,711.33

Spur Place

Item	Item Description	Street Length	Typical Sidewalk Width	Typical Street Width	Sidewalk Length (Both Sides)	Driveway Length	Number of Intersecting Streets	Total Sidewalk QTY (Minus DRWY)	Area (SF)	Quantity	Units	Unit Cost	Total
							1						
1	PREP ROW	802								8.02	STA	$ 400.00	$ 3,208.00
1	CONCRETE SIDEWALK	802	7	35	1604	0	165	1439	10073	1119.22	SY	$ 45.00	$ 50,365.00
2	CURB RAMP									2	EA	$ 1,200.00	$ 2,400.00
11	DRIVEWAYS (CONC)	15	7				165		105	128.33	SY	$ 50.00	$ 6,416.67
	COMERCIAL DRIVEWAYS (CONC)	25	7				0		175	0.00	SY	$ 50.00	$ -
												Spur Place	$ 62,389.67

			Construction Subtotal	$ 3,055,919.11
	SURVEYING	LS	3.00%	$ 91,677.57
	CONSTRUCTION MOBILIZATION	LS	5.00%	$ 152,795.96
	SWP3 (Storm Water Pollution Prevention Plan)	LS	5.00%	$ 152,795.96
	CONTINGENCY	LS	15.00%	$ 458,387.87
			SECTION 11 CONSTRUCTION TOTAL =	$ 3,911,576.46

CITY OF SOCORRO
Master Sidewalk Plan
SECTION 12
7/17/2019

7 Ft Wide Sidewalks
6 Inch Depth Sidewalks

Nirmal Drive

Item	Item Description	Street Length	Typical Sidewalk Width	Typical Street Width	Sidewalk Length (Both Sides)	Driveway Length	Number of Intersecting Streets	Total Sidewalk QTY (Minus DRWY)	Area (SF)	Quantity	Units	Unit Cost	Total
							2						
1	PREP ROW	1982								19.82	STA	$ 400.00	$ 7,928.00
1	CONCRETE SIDEWALK	1982	7	35	3964	0	675	3289	23023	2558.11	SY	$ 45.00	$ 115,115.00
8	CURB RAMP									8	EA	$ 1,200.00	$ 9,600.00
45	DRIVEWAYS (CONC)	15	7				675		105	525.00	SY	$ 50.00	$ 26,250.00
	COMERCIAL DRIVEWAYS (CONC)	25	7				0		175	0.00	SY	$ 50.00	$ -
												Nirmal Drive	$ 158,893.00

Pritam Drive

Item	Item Description	Street Length	Typical Sidewalk Width	Typical Street Width	Sidewalk Length (Both Sides)	Driveway Length	Number of Intersecting Streets	Total Sidewalk QTY (Minus DRWY)	Area (SF)	Quantity	Units	Unit Cost	Total
							3						
1	PREP ROW	1921								19.21	STA	$ 400.00	$ 7,684.00
1	CONCRETE SIDEWALK	1921	7	35	3842	0	615	3227	22589	2509.89	SY	$ 45.00	$ 112,945.00
14	CURB RAMP									14	EA	$ 1,200.00	$ 16,800.00
41	DRIVEWAYS (CONC)	15	7				615		105	478.33	SY	$ 50.00	$ 23,916.67
	COMERCIAL DRIVEWAYS (CONC)	25	7				0		175	0.00	SY	$ 50.00	$ -
												Pritam Drive	$ 161,345.67

Khalsa Way

Item	Item Description	Street Length	Typical Sidewalk Width	Typical Street Width	Sidewalk Length (Both Sides)	Driveway Length	Number of Intersecting Streets	Total Sidewalk QTY (Minus DRWY)	Area (SF)	Quantity	Units	Unit Cost	Total
							0						
1	PREP ROW	464								4.64	STA	$ 400.00	$ 1,856.00
1	CONCRETE SIDEWALK	464	7	35	928	0	180	748	5236	581.78	SY	$ 45.00	$ 26,180.00
4	CURB RAMP									4	EA	$ 1,200.00	$ 4,800.00
12	DRIVEWAYS (CONC)	15	7				180		105	140.00	SY	$ 50.00	$ 7,000.00
	COMERCIAL DRIVEWAYS (CONC)	25	7				0		175	0.00	SY	$ 50.00	$ -
												Khalsa Way	$ 39,836.00

Gurdev Circle

Item	Item Description	Street Length	Typical Sidewalk Width	Typical Street Width	Sidewalk Length (Both Sides)	Driveway Length	Number of Intersecting Streets	Total Sidewalk QTY (Minus DRWY)	Area (SF)	Quantity	Units	Unit Cost	Total
							7						
1	PREP ROW	2436								24.36	STA	$ 400.00	$ 9,744.00
1	CONCRETE SIDEWALK	2436	7	35	4872	0	695	4177	29239	3248.78	SY	$ 45.00	$ 146,195.00
14	CURB RAMP									14	EA	$ 1,200.00	$ 16,800.00
43	DRIVEWAYS (CONC)	15	7				645		105	501.67	SY	$ 50.00	$ 25,083.33
2	COMERCIAL DRIVEWAYS (CONC)	25	7				50		175	38.89	SY	$ 50.00	$ 1,944.44
												Gurdev Circle	$ 199,766.78

Bundala Drive

Item	Item Description	Street Length	Typical Sidewalk Width	Typical Street Width	Sidewalk Length (Both Sides)	Driveway Length	Number of Intersecting Streets	Total Sidewalk QTY (Minus DRWY)	Area (SF)	Quantity	Units	Unit Cost	Total
							3						
1	PREP ROW	1232								12.32	STA	$ 400.00	$ 4,928.00
1	CONCRETE SIDEWALK	1232	7	35	2464	0	315	2149	15043	1671.44	SY	$ 45.00	$ 75,215.00
10	CURB RAMP									10	EA	$ 1,200.00	$ 12,000.00
21	DRIVEWAYS (CONC)	15	7				315		105	245.00	SY	$ 50.00	$ 12,250.00
	COMERCIAL DRIVEWAYS (CONC)	25	7				0		175	0.00	SY	$ 50.00	$ -
												Bundala Drive	$ 104,393.00

McKesson Street

Item	Item Description	Street Length	Typical Sidewalk Width	Typical Street Width	Sidewalk Length (Both Sides)	Driveway Length	Number of Intersecting Streets	Total Sidewalk QTY (Minus DRWY)	Area (SF)	Quantity	Units	Unit Cost	Total
							2						
1	PREP ROW	849								8.49	STA	$ 400.00	$ 3,396.00
1	CONCRETE SIDEWALK	849	7	35	1698	0	285	1413	9891	1099.00	SY	$ 45.00	$ 49,455.00
4	CURB RAMP									4	EA	$ 1,200.00	$ 4,800.00
19	DRIVEWAYS (CONC)	15	7				285		105	221.67	SY	$ 50.00	$ 11,083.33
	COMERCIAL DRIVEWAYS (CONC)	25	7				0		175	0.00	SY	$ 50.00	$ -
												McKesson Street	$ 68,734.33

Punjab Drive

Item	Item Description	Street Length	Typical Sidewalk Width	Typical Street Width	Sidewalk Length (Both Sides)	Driveway Length	Number of Intersecting Streets	Total Sidewalk QTY (Minus DRWY)	Area (SF)	Quantity	Units	Unit Cost	Total
							4						
1	PREP ROW	2864								28.64	STA	$ 400.00	$ 11,456.00
1	CONCRETE SIDEWALK	2864	7	35	5728	0	900	4828	33796	3755.11	SY	$ 45.00	$ 168,980.00
8	CURB RAMP									8	EA	$ 1,200.00	$ 9,600.00
60	DRIVEWAYS (CONC)	15	7				900		105	700.00	SY	$ 50.00	$ 35,000.00
	COMERCIAL DRIVEWAYS (CONC)	25	7				0		175	0.00	SY	$ 50.00	$ -
												Punjab Drive	$ 225,036.00

Ron Street

Item	Item Description	Street Length	Typical Sidewalk Width	Typical Street Width	Sidewalk Length (Both Sides)	Driveway Length	Number of Intersecting Streets	Total Sidewalk QTY (Minus DRWY)	Area (SF)	Quantity	Units	Unit Cost	Total
							0						
1	PREP ROW	626								6.26	STA	$ 400.00	$ 2,504.00
1	CONCRETE SIDEWALK	626	7	35	1252	0	150	1102	7714	857.11	SY	$ 45.00	$ 38,570.00
4	CURB RAMP									4	EA	$ 1,200.00	$ 4,800.00
10	DRIVEWAYS (CONC)	15	7				150		105	116.67	SY	$ 50.00	$ 5,833.33
	COMERCIAL DRIVEWAYS (CONC)	25	7				0		175	0.00	SY	$ 50.00	$ -
												Ron Street	$ 51,707.33

Daljit Court

Item	Item Description	Street Length	Typical Sidewalk Width	Typical Street Width	Sidewalk Length (Both Sides)	Driveway Length	Number of Intersecting Streets	Total Sidewalk QTY (Minus DRWY)	Area (SF)	Quantity	Units	Unit Cost	Total
							0						
1	PREP ROW	383								3.83	STA	$ 400.00	$ 1,532.00
1	CONCRETE SIDEWALK	383	7	35	766	0	180	586	4102	455.78	SY	$ 45.00	$ 20,510.00
2	CURB RAMP									2	EA	$ 1,200.00	$ 2,400.00
12	DRIVEWAYS (CONC)	15	7				180		105	140.00	SY	$ 50.00	$ 7,000.00
	COMERCIAL DRIVEWAYS (CONC)	25	7				0		175	0.00	SY	$ 50.00	$ -
												Daljit Court	$ 31,442.00

CITY OF SOCORRO
Master Sidewalk Plan
SECTION 12
7/17/2019

7 Ft Wide Sidewalks
6 Inch Depth Sidewalks

Rhutan Road

Item	Item Description	Street Length	Typical Sidewalk Width	Typical Street Width	Sidewalk Length (Both Sides)	Driveway Length	Number of Intersecting Streets	Total Sidewalk QTY (Minus DRWY)	Area (SF)	Quantity	Units	Unit Cost	Total
							1						
1	PREP ROW	1175								11.75	STA	$ 400.00	$ 4,700.00
1	CONCRETE SIDEWALK	1175	7	35	2350	0	510	1840	12880	1431.11	SY	$ 45.00	$ 64,400.00
4	CURB RAMP									4	EA	$ 1,200.00	$ 4,800.00
34	DRIVEWAYS (CONC)	15	7				510		105	396.67	SY	$ 50.00	$ 19,833.33
	COMERCIAL DRIVEWAYS (CONC)	25	7				0		175	0.00	SY	$ 50.00	$ -
												Rhutan Road	$ 93,733.33

Khyber Road

Item	Item Description	Street Length	Typical Sidewalk Width	Typical Street Width	Sidewalk Length (Both Sides)	Driveway Length	Number of Intersecting Streets	Total Sidewalk QTY (Minus DRWY)	Area (SF)	Quantity	Units	Unit Cost	Total
							0						
1	PREP ROW	712								7.12	STA	$ 400.00	$ 2,848.00
1	CONCRETE SIDEWALK	712	7	35	1424	0	270	1154	8078	897.56	SY	$ 45.00	$ 40,390.00
4	CURB RAMP									4	EA	$ 1,200.00	$ 4,800.00
18	DRIVEWAYS (CONC)	15	7				270		105	210.00	SY	$ 50.00	$ 10,500.00
	COMERCIAL DRIVEWAYS (CONC)	25	7				0		175	0.00	SY	$ 50.00	$ -
												Khyber Road	$ 58,538.00

Lucknow Road

Item	Item Description	Street Length	Typical Sidewalk Width	Typical Street Width	Sidewalk Length (Both Sides)	Driveway Length	Number of Intersecting Streets	Total Sidewalk QTY (Minus DRWY)	Area (SF)	Quantity	Units	Unit Cost	Total
							0						
1	PREP ROW	1044								10.44	STA	$ 400.00	$ 4,176.00
1	CONCRETE SIDEWALK	1044	7	35	2088	0	480	1608	11256	1250.67	SY	$ 45.00	$ 56,280.00
4	CURB RAMP									4	EA	$ 1,200.00	$ 4,800.00
32	DRIVEWAYS (CONC)	15	7				480		105	373.33	SY	$ 50.00	$ 18,666.67
	COMERCIAL DRIVEWAYS (CONC)	25	7				0		175	0.00	SY	$ 50.00	$ -
												Lucknow Road	$ 83,922.67

Hatchett Road

Item	Item Description	Street Length	Typical Sidewalk Width	Typical Street Width	Sidewalk Length (Both Sides)	Driveway Length	Number of Intersecting Streets	Total Sidewalk QTY (Minus DRWY)	Area (SF)	Quantity	Units	Unit Cost	Total
							0						
1	PREP ROW	901								9.01	STA	$ 400.00	$ 3,604.00
1	CONCRETE SIDEWALK	901	7	35	1802	0	360	1442	10094	1121.56	SY	$ 45.00	$ 50,470.00
4	CURB RAMP									4	EA	$ 1,200.00	$ 4,800.00
24	DRIVEWAYS (CONC)	15	7				360		105	280.00	SY	$ 50.00	$ 14,000.00
	COMERCIAL DRIVEWAYS (CONC)	25	7				0		175	0.00	SY	$ 50.00	$ -
												Hatchett Road	$ 72,874.00

Poona Road

Item	Item Description	Street Length	Typical Sidewalk Width	Typical Street Width	Sidewalk Length (Both Sides)	Driveway Length	Number of Intersecting Streets	Total Sidewalk QTY (Minus DRWY)	Area (SF)	Quantity	Units	Unit Cost	Total
							2						
1	PREP ROW	1125								11.25	STA	$ 400.00	$ 4,500.00
1	CONCRETE SIDEWALK	1125	7	35	2250	0	420	1830	12810	1423.33	SY	$ 45.00	$ 64,050.00
6	CURB RAMP									6	EA	$ 1,200.00	$ 7,200.00
28	DRIVEWAYS (CONC)	15	7				420		105	326.67	SY	$ 50.00	$ 16,333.33
	COMERCIAL DRIVEWAYS (CONC)	25	7				0		175	0.00	SY	$ 50.00	$ -
												Poona Road	$ 92,083.33

Stedham Circle

Item	Item Description	Street Length	Typical Sidewalk Width	Typical Street Width	Sidewalk Length (Both Sides)	Driveway Length	Number of Intersecting Streets	Total Sidewalk QTY (Minus DRWY)	Area (SF)	Quantity	Units	Unit Cost	Total
							1						
1	PREP ROW	1991								19.91	STA	$ 400.00	$ 7,964.00
1	CONCRETE SIDEWALK	1991	7	35	3982	0	525	3457	24199	2688.78	SY	$ 45.00	$ 120,995.00
2	CURB RAMP									2	EA	$ 1,200.00	$ 2,400.00
35	DRIVEWAYS (CONC)	15	7				525		105	408.33	SY	$ 50.00	$ 20,416.67
	COMERCIAL DRIVEWAYS (CONC)	25	7				0		175	0.00	SY	$ 50.00	$ -
												Stedham Circle	$ 151,775.67

Hesse Drive

Item	Item Description	Street Length	Typical Sidewalk Width	Typical Street Width	Sidewalk Length (Both Sides)	Driveway Length	Number of Intersecting Streets	Total Sidewalk QTY (Minus DRWY)	Area (SF)	Quantity	Units	Unit Cost	Total
							0						
1	PREP ROW	761								7.61	STA	$ 400.00	$ 3,044.00
1	CONCRETE SIDEWALK	761	7	35	1522	0	135	1387	9709	1078.78	SY	$ 45.00	$ 48,545.00
4	CURB RAMP									4	EA	$ 1,200.00	$ 4,800.00
9	DRIVEWAYS (CONC)	15	7				135		105	105.00	SY	$ 50.00	$ 5,250.00
	COMERCIAL DRIVEWAYS (CONC)	25	7				0		175	0.00	SY	$ 50.00	$ -
												Hesse Drive	$ 61,639.00

Calcutta Drive

Item	Item Description	Street Length	Typical Sidewalk Width	Typical Street Width	Sidewalk Length (Both Sides)	Driveway Length	Number of Intersecting Streets	Total Sidewalk QTY (Minus DRWY)	Area (SF)	Quantity	Units	Unit Cost	Total
							3						
1	PREP ROW	2122								21.22	STA	$ 400.00	$ 8,488.00
1	CONCRETE SIDEWALK	2122	7	35	4244	0	630	3614	25298	2810.89	SY	$ 45.00	$ 126,490.00
10	CURB RAMP									10	EA	$ 1,200.00	$ 12,000.00
37	DRIVEWAYS (CONC)	15	7				555		105	431.67	SY	$ 50.00	$ 21,583.33
3	COMERCIAL DRIVEWAYS (CONC)	25	7				75		175	58.33	SY	$ 50.00	$ 2,916.67
												Calcutta Drive	$ 171,478.00

India Court

Item	Item Description	Street Length	Typical Sidewalk Width	Typical Street Width	Sidewalk Length (Both Sides)	Driveway Length	Number of Intersecting Streets	Total Sidewalk QTY (Minus DRWY)	Area (SF)	Quantity	Units	Unit Cost	Total
							1						
1	PREP ROW	739								7.39	STA	$ 400.00	$ 2,956.00
1	CONCRETE SIDEWALK	739	7	35	1478	0	105	1373	9611	1067.89	SY	$ 45.00	$ 48,055.00
6	CURB RAMP									6	EA	$ 1,200.00	$ 7,200.00
7	DRIVEWAYS (CONC)	15	7				105		105	81.67	SY	$ 50.00	$ 4,083.33
	COMERCIAL DRIVEWAYS (CONC)	25	7				0		175	0.00	SY	$ 50.00	$ -
												India Court	$ 62,294.33

CITY OF SOCORRO
Master Sidewalk Plan
SECTION 12
7/17/2019

7 Ft Wide Sidewalks
6 Inch Depth Sidewalks

Delhi Drive

Item	Item Description	Street Length	Typical Sidewalk Width	Typical Street Width	Sidewalk Length (Both Sides)	Driveway Length	Number of Intersecting Streets	Total Sidewalk QTY (Minus DRWY)	Area (SF)	Quantity	Units	Unit Cost	Total
1	PREP ROW	4304								43.04	STA	$ 400.00	$ 17,216.00
1	CONCRETE SIDEWALK	4304	7	35	8608	0	1525	7083	49581	5509.00	SY	$ 45.00	$ 247,905.00
24	CURB RAMP									24	EA	$ 1,200.00	$ 28,800.00
100	DRIVEWAYS (CONC)	15	7				1500		105	1166.67	SY	$ 50.00	$ 58,333.33
1	COMERCIAL DRIVEWAYS (CONC)	25	7				25		175	19.44	SY	$ 50.00	$ 972.22
												Delhi Drive	$ 353,226.56

Karachi Way

Item	Item Description	Street Length	Typical Sidewalk Width	Typical Street Width	Sidewalk Length (Both Sides)	Driveway Length	Number of Intersecting Streets	Total Sidewalk QTY (Minus DRWY)	Area (SF)	Quantity	Units	Unit Cost	Total
1	PREP ROW	839					1			8.39	STA	$ 400.00	$ 3,356.00
1	CONCRETE SIDEWALK	839	7	35	1678	0	300	1378	9646	1071.78	SY	$ 45.00	$ 48,230.00
6	CURB RAMP									6	EA	$ 1,200.00	$ 7,200.00
20	DRIVEWAYS (CONC)	15	7				300		105	233.33	SY	$ 50.00	$ 11,666.67
	COMERCIAL DRIVEWAYS (CONC)	25	7				0		175	0.00	SY	$ 50.00	$ -
												Karachi Way	$ 70,452.67

Old Hueco Tanks Road

Item	Item Description	Street Length	Typical Sidewalk Width	Typical Street Width	Sidewalk Length (Both Sides)	Driveway Length	Number of Intersecting Streets	Total Sidewalk QTY (Minus DRWY)	Area (SF)	Quantity	Units	Unit Cost	Total
1	PREP ROW	1249					1			12.49	STA	$ 400.00	$ 4,996.00
1	CONCRETE SIDEWALK	1249	7	35	2498	0	145	2353	16471	1830.11	SY	$ 45.00	$ 82,355.00
2	CURB RAMP									2	EA	$ 1,200.00	$ 2,400.00
3	DRIVEWAYS (CONC)	15	7				45		105	35.00	SY	$ 50.00	$ 1,750.00
4	COMERCIAL DRIVEWAYS (CONC)	25	7				100		175	77.78	SY	$ 50.00	$ 3,888.89
												Old Hueco Tanks Road	$ 95,389.89

Burma Place

Item	Item Description	Street Length	Typical Sidewalk Width	Typical Street Width	Sidewalk Length (Both Sides)	Driveway Length	Number of Intersecting Streets	Total Sidewalk QTY (Minus DRWY)	Area (SF)	Quantity	Units	Unit Cost	Total
1	PREP ROW	1046					0			10.46	STA	$ 400.00	$ 4,184.00
1	CONCRETE SIDEWALK	1046	7	35	2092	0	225	1867	13069	1452.11	SY	$ 45.00	$ 65,345.00
4	CURB RAMP									4	EA	$ 1,200.00	$ 4,800.00
15	DRIVEWAYS (CONC)	15	7				225		105	175.00	SY	$ 50.00	$ 8,750.00
	COMERCIAL DRIVEWAYS (CONC)	25	7				0		175	0.00	SY	$ 50.00	$ -
												Burma Place	$ 83,079.00

N. Moon Road

Item	Item Description	Street Length	Typical Sidewalk Width	Typical Street Width	Sidewalk Length (Both Sides)	Driveway Length	Number of Intersecting Streets	Total Sidewalk QTY (Minus DRWY)	Area (SF)	Quantity	Units	Unit Cost	Total
1	PREP ROW	1961					5			19.61	STA	$ 400.00	$ 7,844.00
1	CONCRETE SIDEWALK	1961	7	35	3922	0	120	3802	26614	2957.11	SY	$ 45.00	$ 133,070.00
4	CURB RAMP									4	EA	$ 1,200.00	$ 4,800.00
8	DRIVEWAYS (CONC)	15	7				120		105	93.33	SY	$ 50.00	$ 4,666.67
	COMERCIAL DRIVEWAYS (CONC)	25	7				0		175	0.00	SY	$ 50.00	$ -
												N. Moon Road	$ 150,380.67

Grijalva Drive

Item	Item Description	Street Length	Typical Sidewalk Width	Typical Street Width	Sidewalk Length (Both Sides)	Driveway Length	Number of Intersecting Streets	Total Sidewalk QTY (Minus DRWY)	Area (SF)	Quantity	Units	Unit Cost	Total
1	PREP ROW	3013					5			30.13	STA	$ 400.00	$ 12,052.00
1	CONCRETE SIDEWALK	3013	7	35	6026	0	915	5111	35777	3975.22	SY	$ 45.00	$ 178,885.00
10	CURB RAMP									10	EA	$ 1,200.00	$ 12,000.00
61	DRIVEWAYS (CONC)	15	7				915		105	711.67	SY	$ 50.00	$ 35,583.33
	COMERCIAL DRIVEWAYS (CONC)	25	7				0		175	0.00	SY	$ 50.00	$ -
												Grijalva Drive	$ 238,520.33

Lico Lane

Item	Item Description	Street Length	Typical Sidewalk Width	Typical Street Width	Sidewalk Length (Both Sides)	Driveway Length	Number of Intersecting Streets	Total Sidewalk QTY (Minus DRWY)	Area (SF)	Quantity	Units	Unit Cost	Total
1	PREP ROW	1073					0			10.73	STA	$ 400.00	$ 4,292.00
1	CONCRETE SIDEWALK	1073	7	35	2146	0	270	1876	13132	1459.11	SY	$ 45.00	$ 65,660.00
4	CURB RAMP									4	EA	$ 1,200.00	$ 4,800.00
18	DRIVEWAYS (CONC)	15	7				270		105	210.00	SY	$ 50.00	$ 10,500.00
	COMERCIAL DRIVEWAYS (CONC)	25	7				0		175	0.00	SY	$ 50.00	$ -
												Lico Lane	$ 85,252.00

Lupe Anna Lane

Item	Item Description	Street Length	Typical Sidewalk Width	Typical Street Width	Sidewalk Length (Both Sides)	Driveway Length	Number of Intersecting Streets	Total Sidewalk QTY (Minus DRWY)	Area (SF)	Quantity	Units	Unit Cost	Total
1	PREP ROW	1656					0			16.56	STA	$ 400.00	$ 6,624.00
1	CONCRETE SIDEWALK	1656	7	35	3312	0	540	2772	19404	2156.00	SY	$ 45.00	$ 97,020.00
4	CURB RAMP									4	EA	$ 1,200.00	$ 4,800.00
36	DRIVEWAYS (CONC)	15	7				540		105	420.00	SY	$ 50.00	$ 21,000.00
	COMERCIAL DRIVEWAYS (CONC)	25	7				0		175	0.00	SY	$ 50.00	$ -
												Lupe Anna Lane	$ 129,444.00

Eligio Drive

Item	Item Description	Street Length	Typical Sidewalk Width	Typical Street Width	Sidewalk Length (Both Sides)	Driveway Length	Number of Intersecting Streets	Total Sidewalk QTY (Minus DRWY)	Area (SF)	Quantity	Units	Unit Cost	Total
1	PREP ROW	2100					0			21	STA	$ 400.00	$ 8,400.00
1	CONCRETE SIDEWALK	2100	7	35	4200	0	705	3495	24465	2718.33	SY	$ 45.00	$ 122,325.00
2	CURB RAMP									2	EA	$ 1,200.00	$ 2,400.00
47	DRIVEWAYS (CONC)	15	7				705		105	548.33	SY	$ 50.00	$ 27,416.67
	COMERCIAL DRIVEWAYS (CONC)	25	7				0		175	0.00	SY	$ 50.00	$ -
												Eligio Drive	$ 160,541.67

CITY OF SOCORRO
Master Sidewalk Plan
SECTION 12
7/17/2019

7 Ft Wide Sidewalks
6 Inch Depth Sidewalks

Rain Cloud Drive

Item	Item Description	Street Length	Typical Sidewalk Width	Typical Street Width	Sidewalk Length (Both Sides)	Driveway Length	Number of Intersecting Streets	Total Sidewalk QTY (Minus DRWY)	Area (SF)	Quantity	Units	Unit Cost	Total
							9						
1	PREP ROW	433								4.33	STA	$ 400.00	$ 1,732.00
1	CONCRETE SIDEWALK	433	7	35	866	0	45	821	5747	638.56	SY	$ 45.00	$ 28,735.00
	CURB RAMP									0	EA	$ 1,200.00	$ -
3	DRIVEWAYS (CONC)	15	7				45		105	35.00	SY	$ 50.00	$ 1,750.00
	COMERCIAL DRIVEWAYS (CONC)	25	7				0		175	0.00	SY	$ 50.00	$ -
												Rain Cloud Drive	**$ 32,217.00**

				Construction Subtotal	**$ 3,287,996.22**
	SURVEYING		LS	3.00%	$ 98,639.89
	CONSTRUCTION MOBILIZATION		LS	5.00%	$ 164,399.81
	SWP3 (Storm Water Pollution Prevention Plan)		LS	5.00%	$ 164,399.81
	CONTINGENCY		LS	15.00%	$ 493,199.43
				SECTION 12 CONSTRUCTION TOTAL =	**$ 4,208,635.16**

APPENDIX D

Sidewalk Details

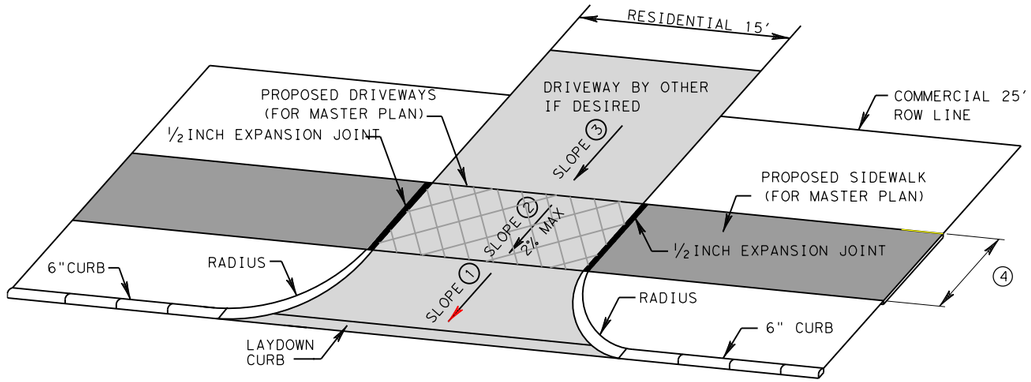

SIDEWALK OFFSET FROM CURB DETAILS

LEGEND

- PROP SIDEWALK
- PROP DRIVEWAY
- DRIVEWAY BY OTHER IF DESIRED

SLOPES

① FOR LENGTHS GREATER THAN 3-FT. MAX SLOPE SHALL BE 12%
② MINIMUM 4' 2% MAX SLOPE
③ 2% TO 8% DESIRABLE 12% MAXIMUM
④ 5FT OR 7FT SIDEWALK

SIDEWALK ADJACENT TO CURB DETAILS

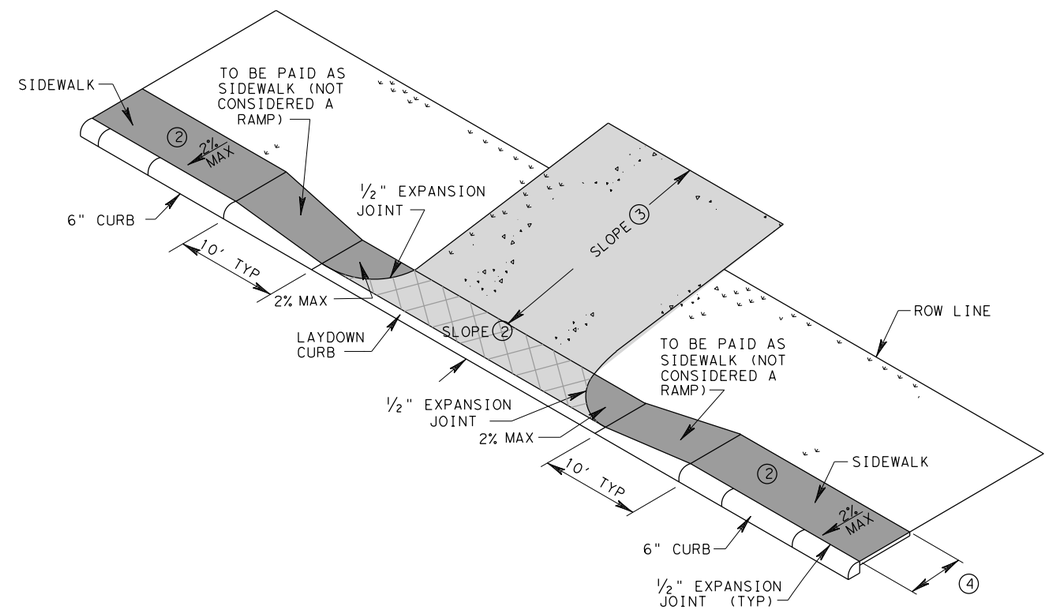

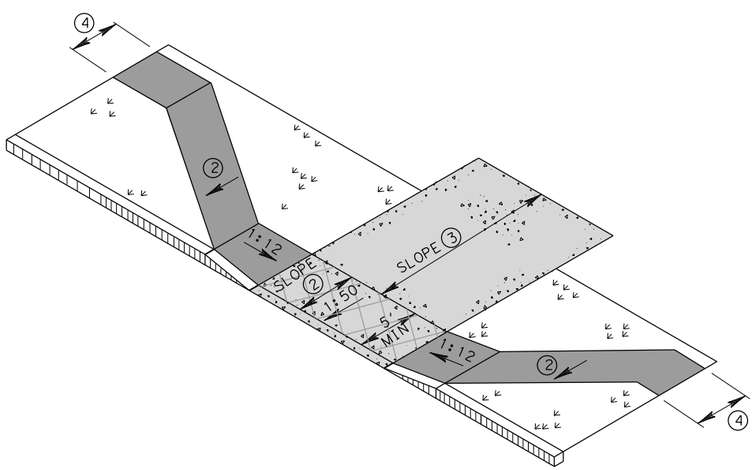

DRIVEWAY PLAN W/ STEEP TERRAIN

* FOR STREET INTERSECTIONS REFER TO PAVING DETAILS AND INTERSECTION DETAILS FOR REINFORCING STEEL AND SECTION REQUIREMENTS.

SHEET 2 OF 2

Texas Department of Transportation
Houston District

DRIVEWAY DETAILS

DD

FILE: STDB-8.dgn	DN:	CK:	DW:	CK:		
© TxDOT SEPT. 2004	DIST	FED REG	PROJECT NO.			SHEET
REVISIONS 1/2008 ADDED TIE-BAR INFORMATION 9/09 ADDED NOTE FOR ITEM 360.	HOU	6				351
	COUNTY		CONTROL	SECT	JOB	HIGHWAY
	GALVESTON		0978	01	024	FM646

STDB8B

$FILE$

DISCLAIMER:
The use of this standard is governed by the "Texas Engineering Practice Act". No warranty of any kind is made by TxDOT for any purpose whatsoever. TxDOT assumes no responsibility for the conversion of this standard to other formats or for incorrect results or damages resulting from its use.

TYPE 1

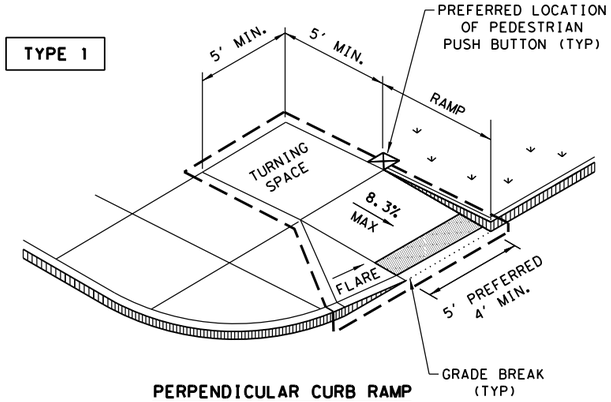

PERPENDICULAR CURB RAMP

TYPE 2

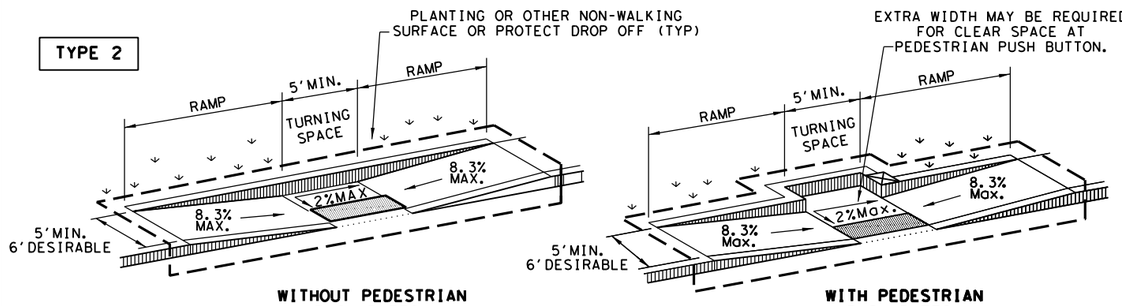

WITHOUT PEDESTRIAN PUSH BUTTON

WITH PEDESTRIAN PUSH BUTTON

PARALLEL CURB RAMP

TYPE 3

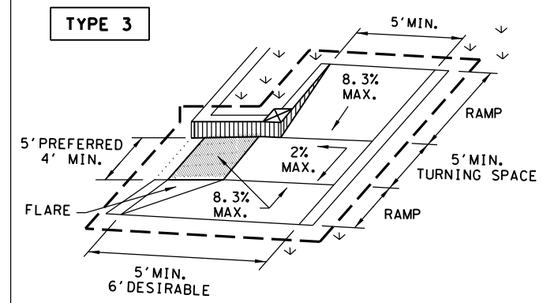

TYPE 6

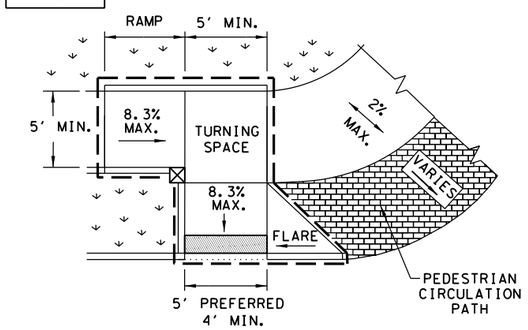

COMBINATION CURB RAMPS

TYPE 20

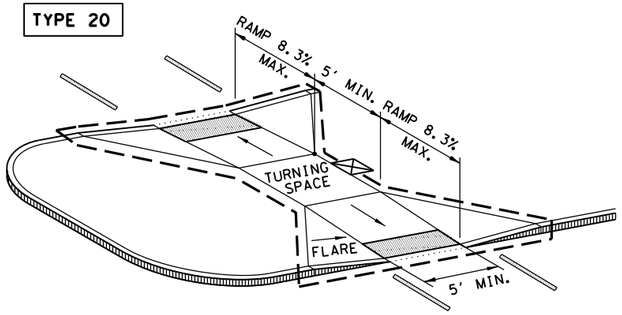

CURB RAMPS AT MEDIAN ISLANDS

TYPE 7

(SIDEWALK SET BACK FROM CURB)

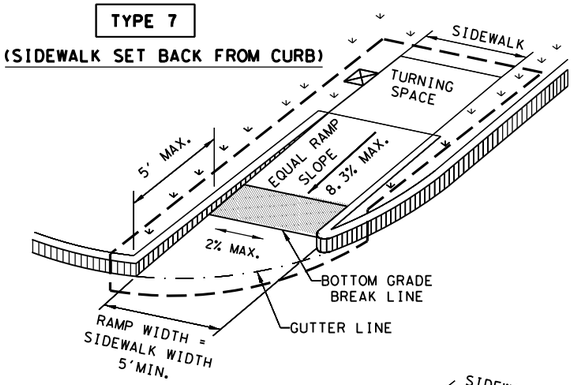

CROSS SLOPE NOT TO EXCEED 2% ON ANY PORTION OF RAMP, TURNING SPACE OR TRANSITION TO STREET.

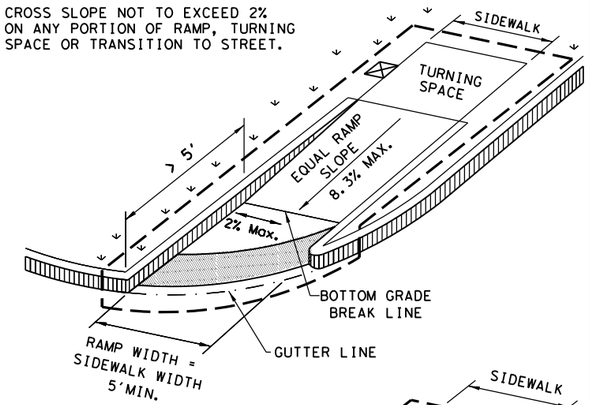

TYPE 10

(SIDEWALK ADJACENT TO CURB)

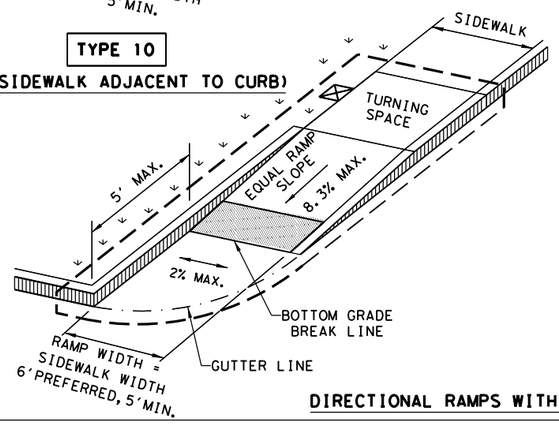

CROSS SLOPE NOT TO EXCEED 2% ON ANY PORTION OF RAMP, TURNING SPACE OR TRANSITION TO STREET.

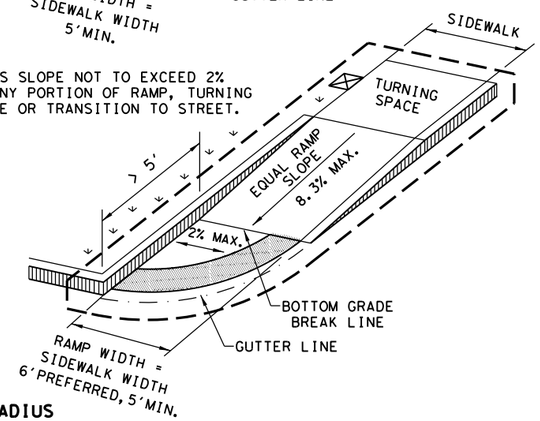

DIRECTIONAL RAMPS WITHIN RADIUS

TYPE 5

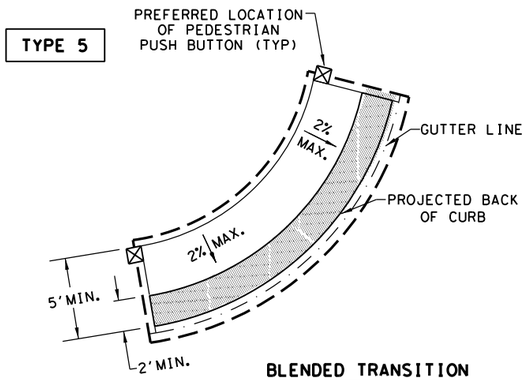

BLENDED TRANSITION
(FLUSH LANDING)

TYPE 21

INSTALL DETECTABLE WARNING SURFACE AT EACH END OF THE CUT-THROUGH RAMP WITH A MINIMUM 2' USUAL SIDEWALK SURFACE BETWEEN. IF MEDIAN IS LESS THAN 6' WIDE, ELIMINATE DETECTABLE WARNING SURFACES.

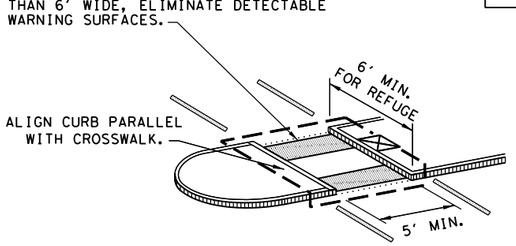

NOTE: CURB DETAILS ARE SHOWN ELSEWHERE IN THE PLANS.

TYPE 22

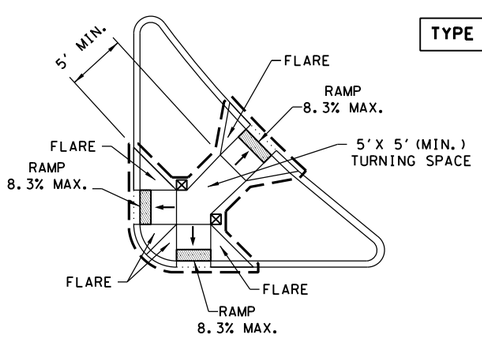

COMBINATION ISLAND RAMPS

BOTTOM GRADE BREAK OF CURB RAMP WILL NORMALLY BE AT GUTTER LINE. SURFACE SLOPES AT GRADE BREAKS SHALL BE FLUSH.

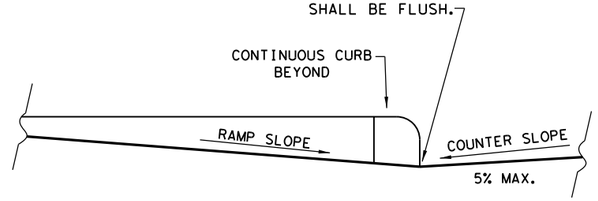

TYPICAL SECTION OF PERPENDICULAR CURB RAMP AT CONNECTION TO ROADWAY

NOTES / LEGEND:

SEE GENERAL NOTES ON SHEET 2 OF 4 FOR MORE INFORMATION.

DENOTES PLANTING OR NON-WALKING SURFACE NOT PART OF PEDESTRIAN CIRCULATION PATH.

GUTTER LINE

DETECTABLE WARNING SURFACE

GRADE BREAK

DENOTES PREFERRED LOCATION OF PEDESTRIAN PUSH BUTTON IF APPLICABLE.

RAMP LIMITS OF PAYMENT

SHEET 1 OF 4

Texas Department of Transportation — Design Division Standard

PEDESTRIAN FACILITIES CURB RAMPS

PED-18

FILE: ped18	DN: TxDOT	DW: VP	CK: KM	CK: PK & JG
© TxDOT: MARCH, 2002	CONT	SECT	JOB	HIGHWAY
REVISIONS REVISED 08,2005 REVISED 06,2012 REVISED 01,2018	DIST	COUNTY		SHEET NO.

DATE:
FILE:

DISCLAIMER:
The use of this standard is governed by the "Texas Engineering Practice Act". No warranty of any kind is made by TxDOT for any purpose whatsoever. TxDOT assumes no responsibility for the conversion of this standard to other formats or for incorrect results or damages resulting from its use.

GENERAL NOTES

CURB RAMPS

1. Install a curb ramp or blended transition at each pedestrian street crossing.
2. All slopes shown are maximum allowable. Cross slopes of 1.5% and lesser running should be used. Adjust curb ramp length or grade of approach sidewalks as directed.
3. Maximum allowable cross slope on sidewalk and curb ramp surfaces is 2%.
4. The minimum sidewalk width is 5'. Where the sidewalk is adjacent to the back of curb, a 6' sidewalk width is desirable. Where a 5' sidewalk cannot be provided due to site constraints, sidewalk width may be reduced to 4' for short distances. 5'x 5' passing areas at intervals not to exceed 200' are required.
5. Turning Spaces shall be 5'x 5' minimum. Cross slope shall be maximum 2%.
6. Clear space at the bottom of curb ramps shall be a minimum of 4'x 4' wholly contained within the crosswalk and wholly outside the parallel vehicular travel path.
7. Provide flared sides where the pedestrian circulation path crosses the curb ramp. Flared sides shall be sloped at 10% maximum, measured parallel to the curb. Returned curbs may be used only where pedestrians would not normally walk across the ramp, either because the adjacent surface is planted, substantially obstructed, or otherwise protected.
8. Additional information on curb ramp location, design, light reflective value and texture may be found in the latest draft of the Proposed Guidelines for Pedestrian Facilities in the Public Right of Way (PROWAG) as published by the U.S. Architectural and Transportation Barriers Compliance Board (Access Board).
9. To serve as a pedestrian refuge area, the median should be a minimum of 6' wide, measured from back of curbs. Medians should be designed to provide accessible passage over or through them.
10. Small channelization islands, which do not provide a minimum 5'x 5' landing at the top of curb ramps, shall be cut through level with the surface of the street.
11. Crosswalk dimensions, crosswalk markings and stop bar locations shall be as shown elsewhere in the plans. At intersections where crosswalk markings are not required, curb ramps shall align with theoretical crosswalks unless otherwise directed.
12. Provide curb ramps to connect the pedestrian access route at each pedestrian street crossing. Handrails are not required on curb ramps.
13. Curb ramps and landings shall be constructed and paid for in accordance with Item 531 "Sidewalks".
14. Place concrete at a minimum depth of 5" for ramps, flares and landings, unless otherwise directed.
15. Furnish and install No. 3 reinforcing steel bars at 18" o.c. both ways, unless otherwise directed.
16. Provide a smooth transition where the curb ramps connect to the street.
17. Curbs shown on sheet 1 within the limits of payment are considered part of the curb ramp for payment, whether it is concrete curb, gutter, or combined curb and gutter.
18. Existing features that comply with applicalble standards may remain in place unless otherwise shown on the plans.

DETECTABLE WARNING MATERIAL

19. Curb ramps must contain a detectable warning surface that consists of raised truncated domes complying with PROWAG. The surface must contrast visually with adjoining surfaces, including side flares. Furnish and install an approved cast-in-place dark brown or dark red detectable warning surface material adjacent to uncolored concrete, unless specified elsewhere in the plans.
20. Detectable Warning Materials must meet TxDOT Departmental Materials Specification DMS 4350 and be listed on the Material Producer List. Install products in accordance with manufacturer's specifications.
21. Detectable warning surfaces must be firm, stable and slip resistant.
22. Detectable warning surfaces shall be a minimum of 24 inches in depth in the direction of pedestrian travel, and extend the full width of the curb ramp or landing where the pedestrian access route enters the street.
23. Detectable warning surfaces shall be located so that the edge nearest the curb line is at the back of curb and neither end of that edge is greater than 5 feet from the back of curb. Detectable warning surfaces may be curved along the corner radius.
24. Shaded areas on Sheet 1 of 4 indicate the approximate location for the detectable warning surface for each curb ramp type.

DETECTABLE WARNING PAVERS (IF USED)

25. Furnish detectable warning paver units meeting all requirements of ASTM C-936, C-33. Lay in a two by two unit basket weave pattern or as directed.
26. Lay full-size units first followed by closure units consisting of at least 25 percent (25%) of a full unit. Cut detectable warning paver units using a power saw.

SIDEWALKS

27. Provide clear ground space at operable parts, including pedestrian push buttons. Operable parts shall be placed within unobstructed reach range specified in PROWAG section R406.
28. Place traffic signal or illumination poles, ground boxes, controller boxes, signs, drainage facilities and other items so as not to obstruct the pedestrian access route or clear ground space.
29. Street grades and cross slopes shall be as shown elsewhere in the plans.
30. Changes in level greater than 1/4 inch are not permitted.
31. The least possible grade should be used to maximize accessibility. The running slope of sidewalks and crosswalks within the public right of way may follow the grade of the parallel roadway. Where a continuous grade greater than five percent (5%) must be provided, handrails may be desirable to improve accessibility. Handrails may also be needed to protect pedestrians from potentially hazardous conditions. If provided, handrails shall comply with PROWAG R409.
32. Handrail extensions shall not protrude into the usable landing area or into intersecting pedestrian routes.
33. Driveways and turnouts shall be constructed and paid for in accordance with Item "Intersections, Driveways and Turnouts". Sidewalks shall be constructed and paid for in accordance with Item, "Sidewalks".
34. Sidewalk details are shown elsewhere in the plans.

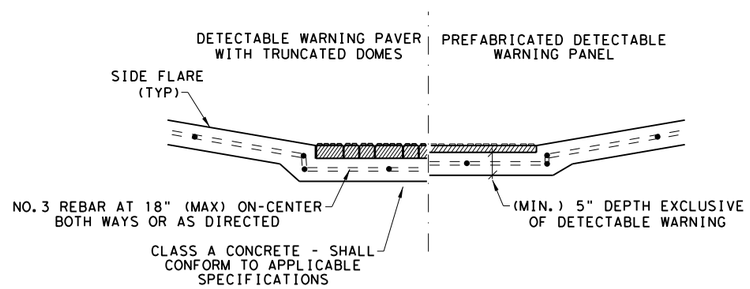

SECTION VIEW DETAIL

CURB RAMP AT DETECTIBLE WARNINGS

DETECTABLE WARNING SURFACE DETAILS

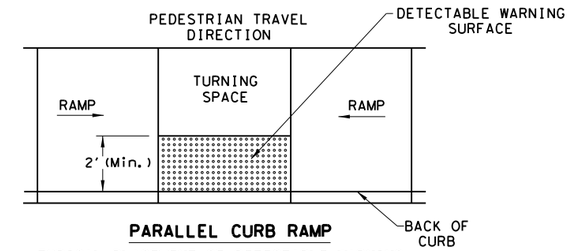

PARALLEL CURB RAMP

TYPICAL PLACEMENT OF DETECTABLE WARNING SURFACE ON LANDING AT STREET EDGE.

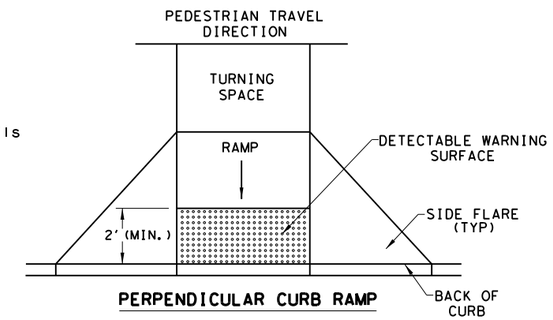

PERPENDICULAR CURB RAMP

TYPICAL PLACEMENT OF DETECTABLE WARNING SURFACE ON SLOPING RAMP RUN.

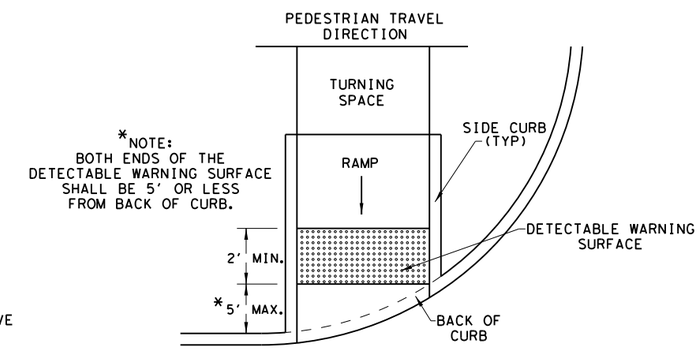

DIRECTIONAL CURB RAMP

TYPICAL PLACEMENT OF DETECTABLE WARNING SURFACE ON SLOPING RAMP RUN.

SHEET 2 OF 4

Texas Department of Transportation — Design Division Standard

PEDESTRIAN FACILITIES CURB RAMPS

PED-18

FILE: ped18	DN: TxDOT	DW: VP	CK: KM	CK: PK & JG
© TxDOT: MARCH, 2002	CONT	SECT	JOB	HIGHWAY
REVISIONS REVISED 08,2005 REVISED 06,2012 REVISED 01,2018	DIST	COUNTY		SHEET NO.

DATE:
FILE:

DISCLAIMER:
The use of this standard is governed by the "Texas Engineering Practice Act". No warranty of any kind is made by TxDOT for any purpose whatsoever. TxDOT assumes no responsibility for the conversion of this standard to other formats or for incorrect results or damages resulting from its use.

SIDEWALK TREATMENT AT DRIVEWAYS

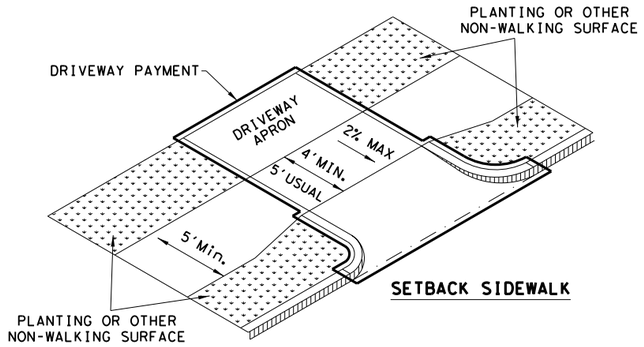

SETBACK SIDEWALK

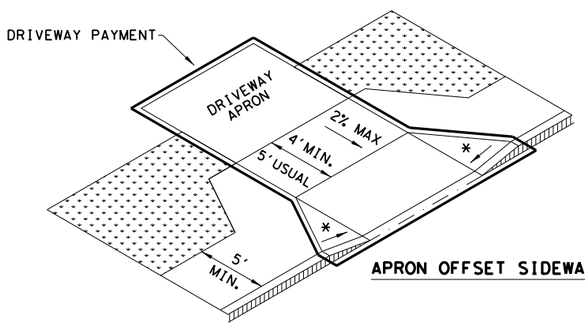

APRON OFFSET SIDEWALK

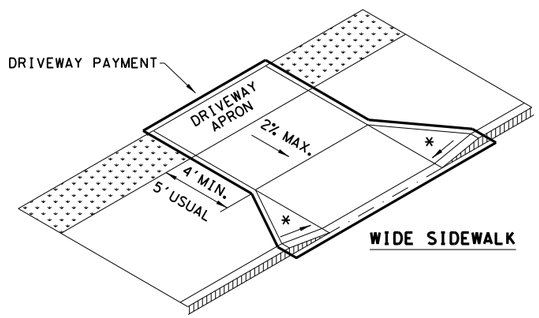

WIDE SIDEWALK

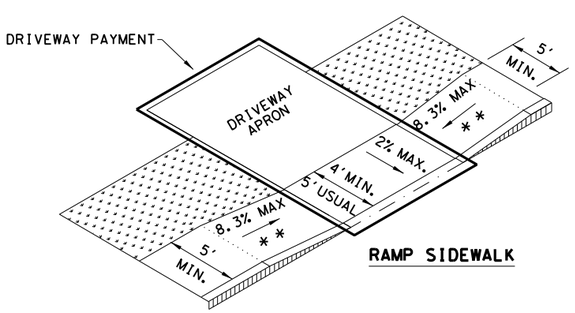

RAMP SIDEWALK

NOTES:

* WHERE DRIVEWAYS CROSS THE PEDESTRIAN ROUTE, SIDES SHALL BE FLARED AT 10% MAX SLOPE.

* * IF CURB HEIGHT IS GREATER THAN 6 INCHES, USE GRADE LESS THAN OR EQUAL TO 5%. HANDRAIL AND DETECTABLE WARNING ARE NOT REQUIRED.

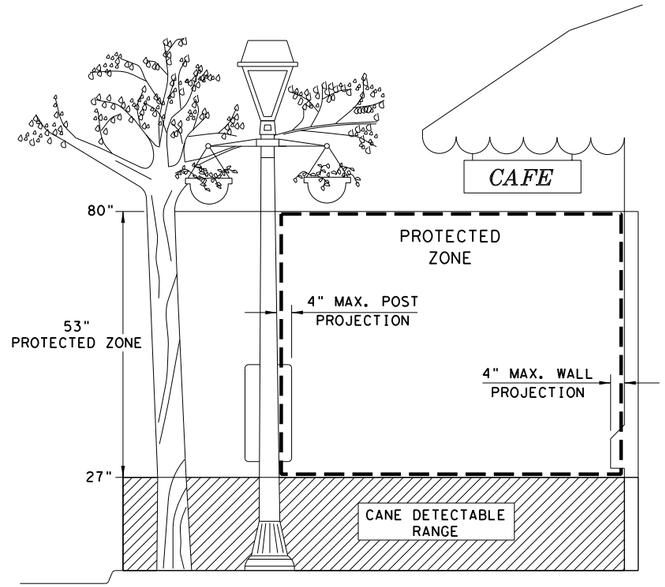

PROTECTED ZONE

NOTE: IN PEDESTRIAN CIRCULATION AREA, MAXIMUM 4" PROJECTION FOR POST OR WALL MOUNTED OBJECTS BETWEEN 27" AND 80" ABOVE THE SURFACE.

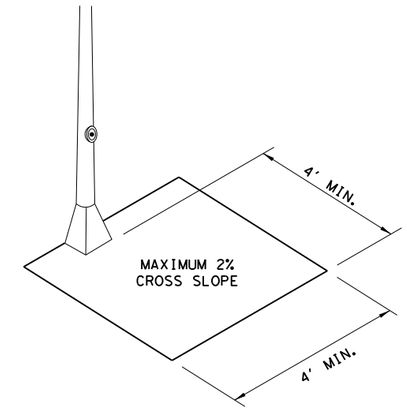

CLEAR SPACE ADJACENT TO PEDESTRIAN PUSH BUTTON

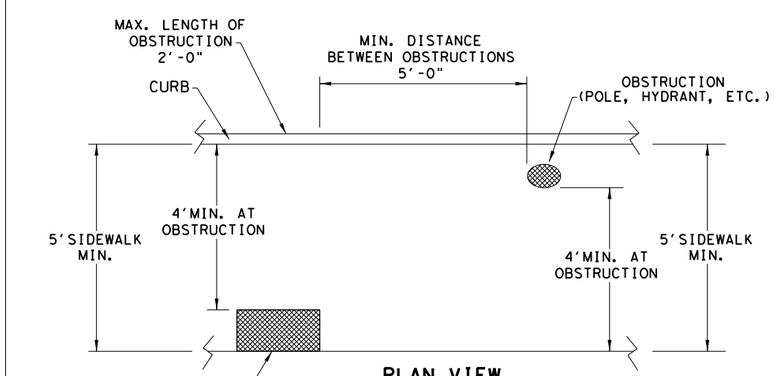

PLAN VIEW

PLACEMENT OF STREET FIXTURES

NOTE: ITEMS NOT INTENDED FOR PUBLIC USE. MINIMUM 4' X 4' CLEAR GROUND SPACE REQUIRED AT PUBLIC USE FIXTURES.

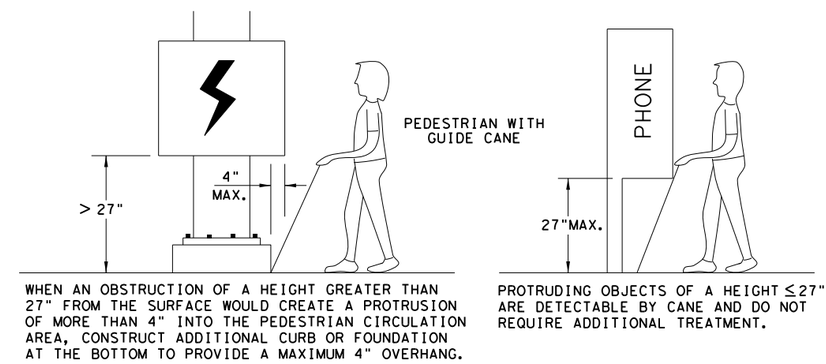

WHEN AN OBSTRUCTION OF A HEIGHT GREATER THAN 27" FROM THE SURFACE WOULD CREATE A PROTRUSION OF MORE THAN 4" INTO THE PEDESTRIAN CIRCULATION AREA, CONSTRUCT ADDITIONAL CURB OR FOUNDATION AT THE BOTTOM TO PROVIDE A MAXIMUM 4" OVERHANG.

PROTRUDING OBJECTS OF A HEIGHT ≤27" ARE DETECTABLE BY CANE AND DO NOT REQUIRE ADDITIONAL TREATMENT.

DETECTION BARRIER FOR VERTICAL CLEARANCE < 80"

Texas Department of Transportation — Design Division Standard

PEDESTRIAN FACILITIES CURB RAMPS

PED-18

FILE: ped18	DN: TxDOT	DW: VP	CK: KM	CK: PK & JG
© TxDOT: MARCH, 2002	CONT	SECT	JOB	HIGHWAY
REVISIONS REVISED 08, 2005 REVISED 06, 2012 REVISED 01, 2018	DIST	COUNTY		SHEET NO.

DATE:
FILE:

DISCLAIMER:
The use of this standard is governed by the "Texas Engineering Practice Act". No warranty of any kind is made by TxDOT for any purpose whatsoever. TxDOT assumes no responsibility for the conversion of this standard to other formats or for incorrect results or damages resulting from its use.

TYPICAL CROSSING LAYOUTS

SEE SHEET 1 OF 4 FOR DETAILS AND DIMENSIONS

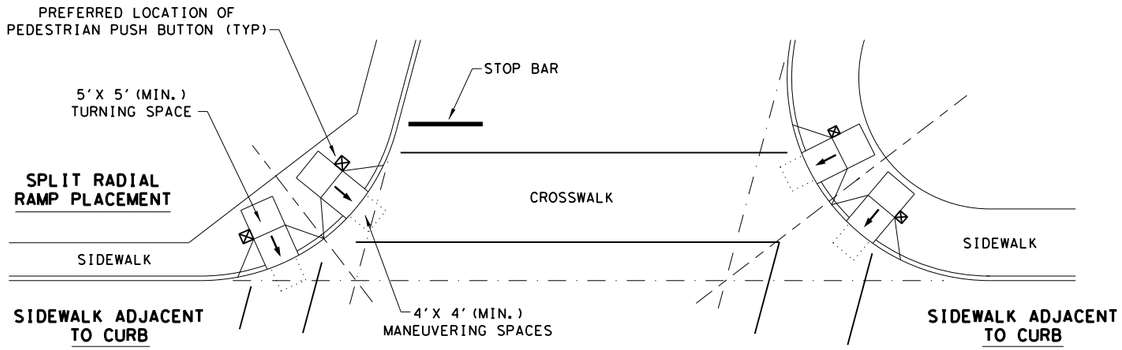

SKEWED INTERSECTION WITH "LARGE" RADIUS

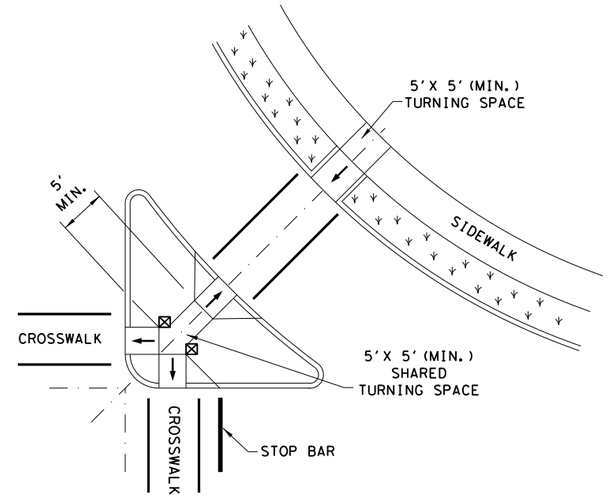

AT INTERSECTION
W/FREE RIGHT TURN & ISLAND

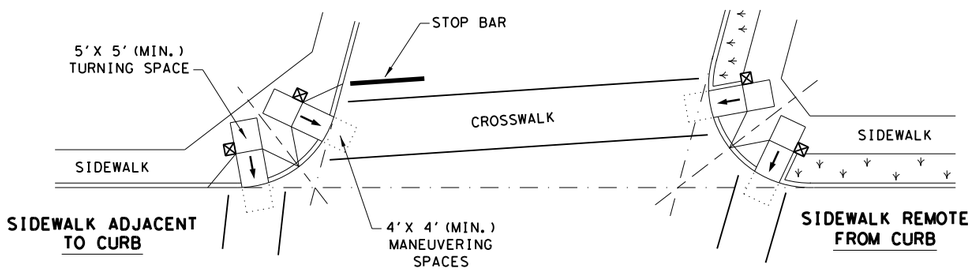

SKEWED INTERSECTION WITH "SMALL" RADIUS

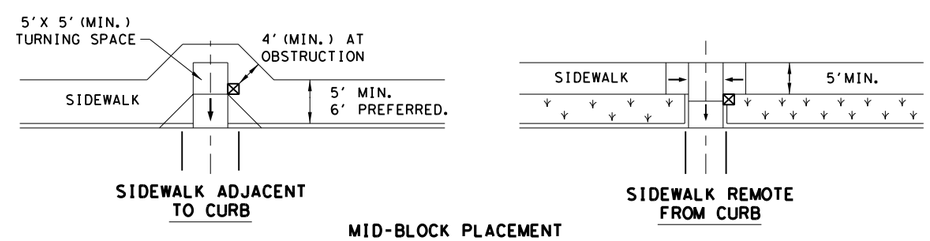

MID-BLOCK PLACEMENT
PERPENDICULAR RAMPS

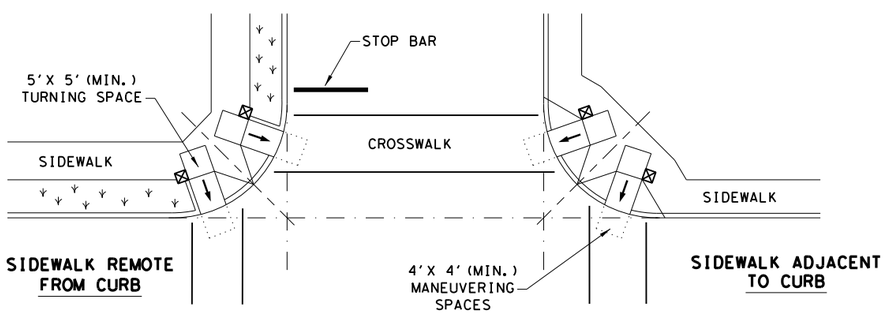

NORMAL INTERSECTION WITH "SMALL" RADIUS

LEGEND:

SHOWS DOWNWARD SLOPE. →

DENOTES PREFERRED LOCATION OF PEDESTRIAN PUSH BUTTON (IF APPLICABLE). ⊠

DENOTES PLANTING OR NON-WALKING SURFACE NOT PART OF PEDESTRIAN CIRCULATION PATH.

SHEET 4 OF 4

Texas Department of Transportation — Design Division Standard

PEDESTRIAN FACILITIES CURB RAMPS

PED-18

FILE: ped18	DN: TxDOT	CK: KM	CK: PK & JG	
© TxDOT: MARCH, 2002	CONT	SECT	JOB	HIGHWAY
REVISIONS				
REVISED 08, 2005 REVISED 06, 2012 REVISED 01, 2018	DIST	COUNTY		SHEET NO.

DATE:
FILE: